



US00D422310S

**United States Patent** [19]  
**Cohen**

[11] **Patent Number: Des. 422,310**

[45] **Date of Patent: \*\* Apr. 4, 2000**

[54] **PEN**

[76] **Inventor: Wayne Cohen**, 44 Convent Road  
Silom, Bangrak, Bangkok, 10500,  
Thailand

[\*\*] **Term: 14 Years**

[21] **Appl. No.: 29/107,409**

[22] **Filed: Jul. 2, 1999**

[51] **LOC (6) Cl. .... 19-06**

[52] **U.S. Cl. .... D19/46; D19/51; D19/43**

[58] **Field of Search** ..... D19/35, 36, 41-51,  
D19/53-58, 81-85; 401/6, 7, 88, 52, 195,  
209, 202, 262, 243-247, 185

[56] **References Cited**

**U.S. PATENT DOCUMENTS**

- D. 026,395 12/1896 Kraus ..... D19/46
- D. 185,331 5/1959 Tannenbaum ..... D19/36
- D. 246,530 11/1977 Zeischegg ..... D19/75

- D. 303,810 10/1989 Benken ..... D19/46
- D. 368,114 3/1996 Hyvonen ..... D19/42
- 1,307,195 6/1919 Gardner ..... 401/185
- 1,736,430 11/1929 Deli ..... 401/52
- 2,391,392 12/1945 Coffin ..... 401/52

*Primary Examiner*—Martie K. Holtje  
*Attorney, Agent, or Firm*—Baker & Botts, LLP

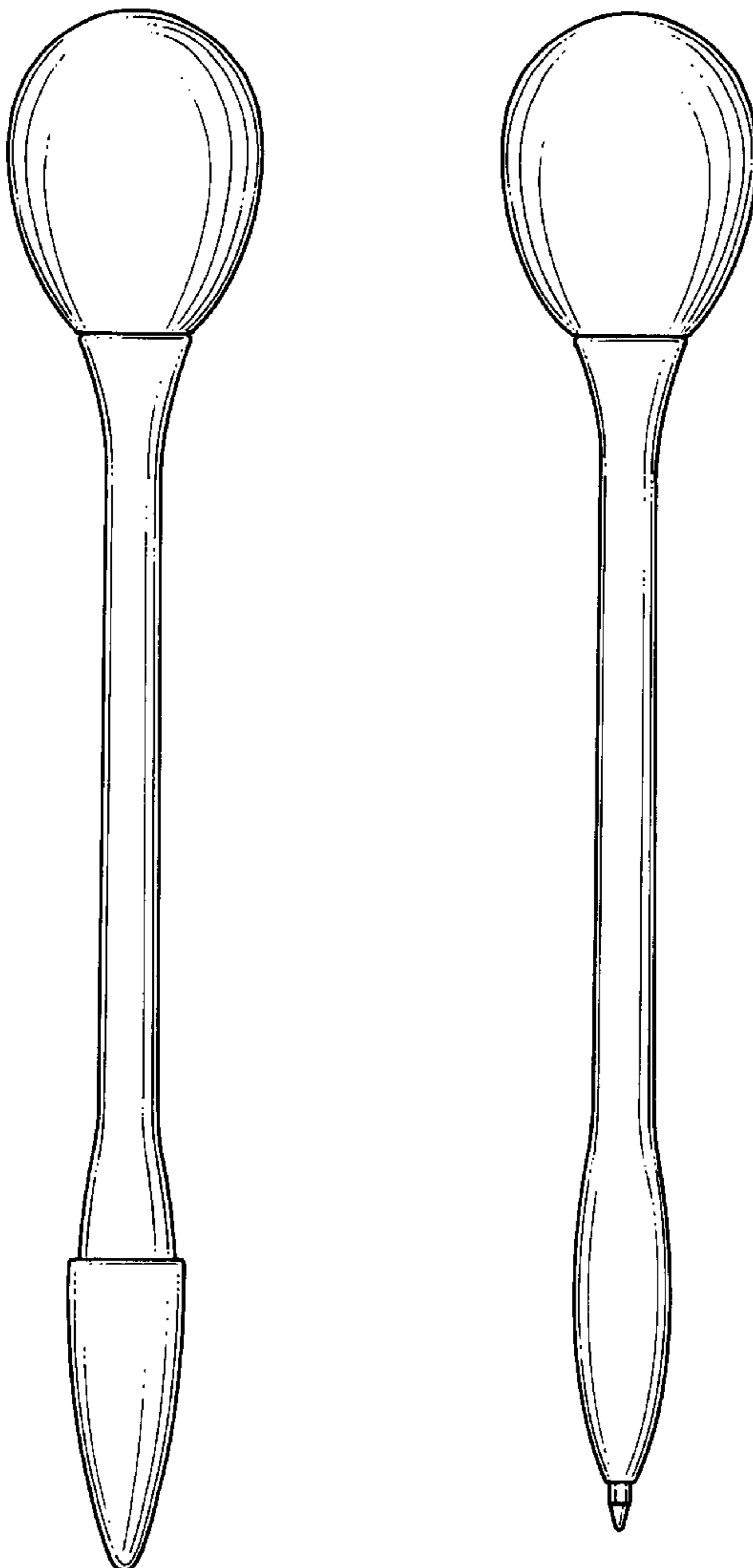
[57] **CLAIM**

The ornamental design for a pen, as shown and described.

**DESCRIPTION**

FIG. 1 is a typical side elevational view of a pen showing my new design, all other sides being identical thereto; FIG. 2 is a side elevational view with the cap member removed for purposes of illustration; FIG. 3 is a bottom end view of FIG. 2; FIG. 4 is a bottom end view of FIG. 1; and, FIG. 5 is a top end view of FIGS. 1 and 2.

**1 Claim, 1 Drawing Sheet**



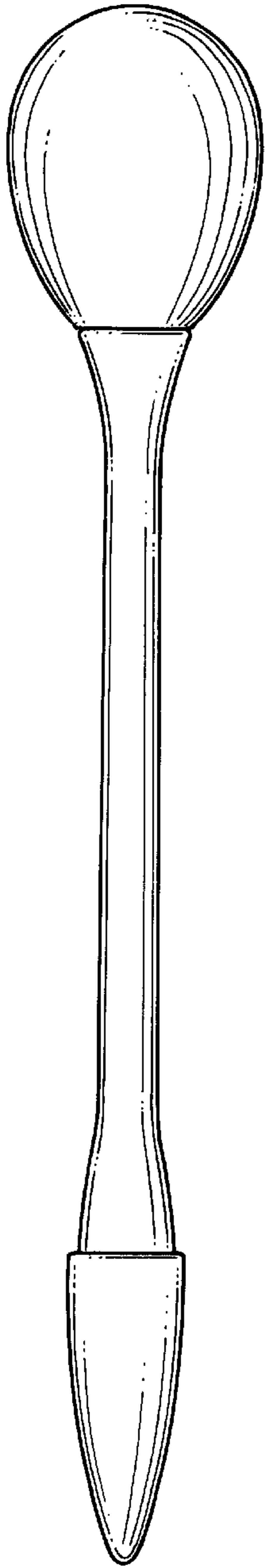


FIG. 1

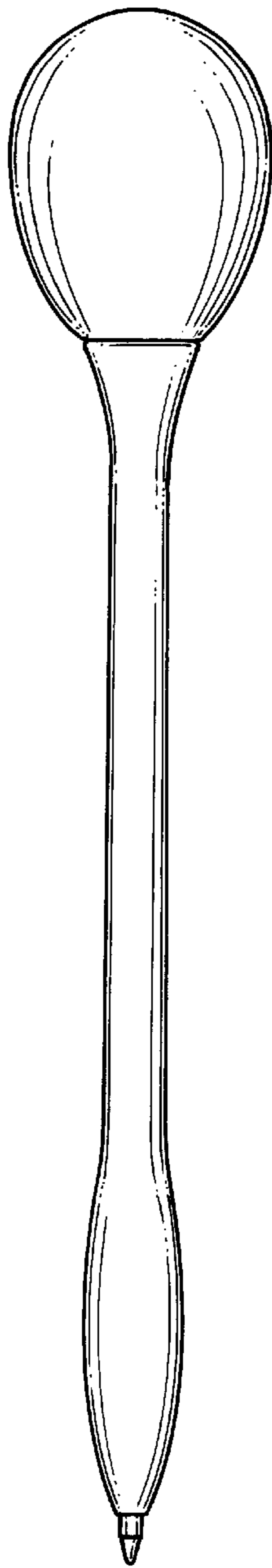


FIG. 2

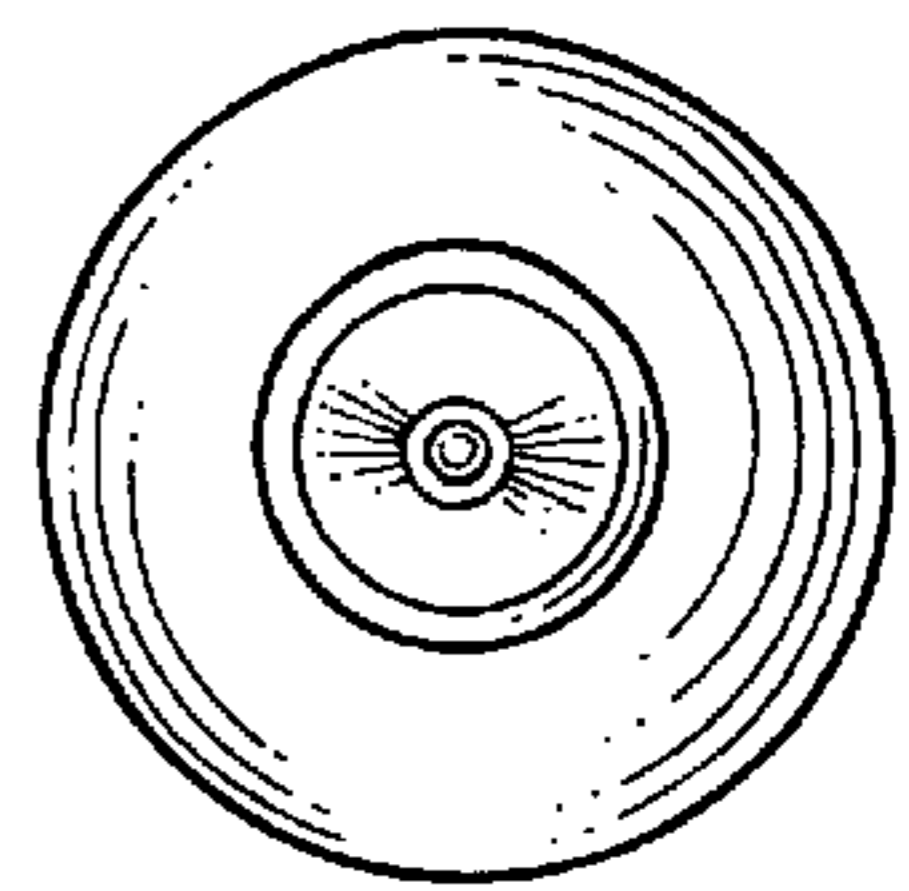


FIG. 3

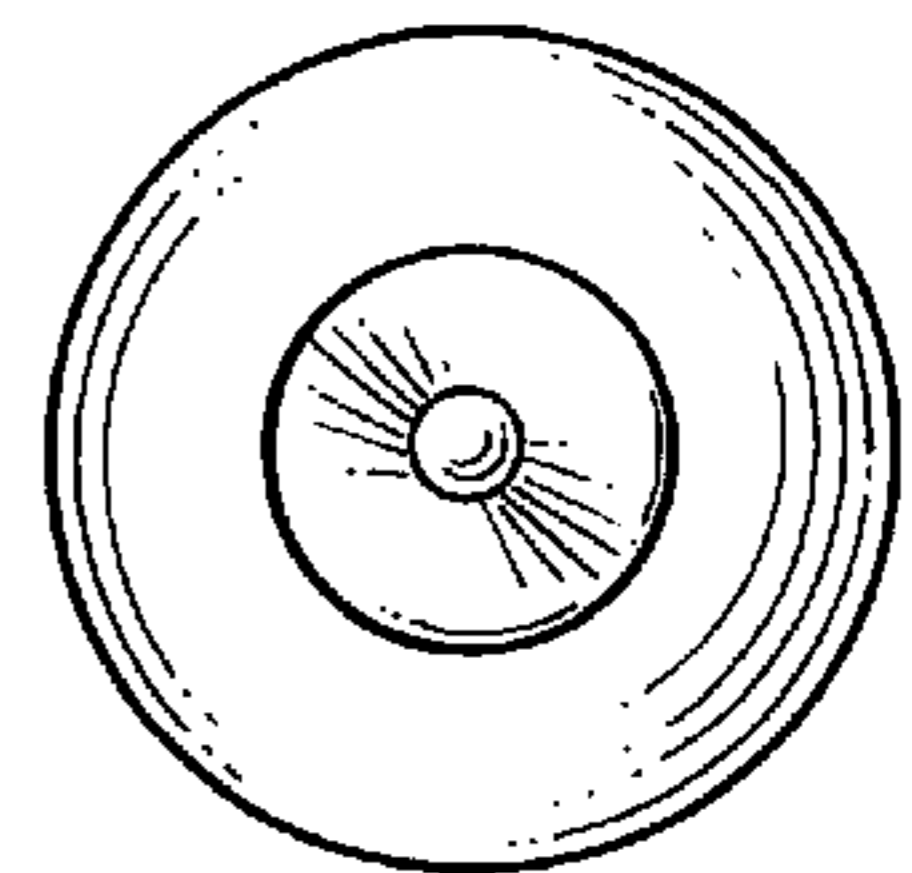


FIG. 4

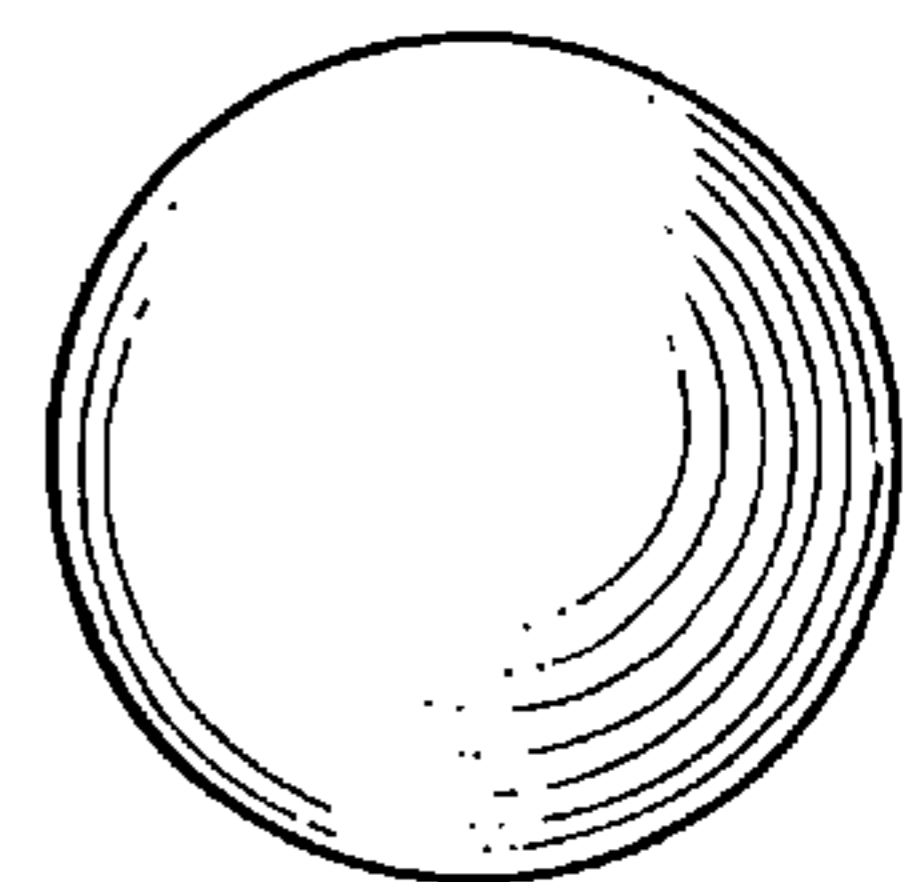


FIG. 5