



US00D422288S

United States Patent [19]

[11] Patent Number: **Des. 422,288**

Alvring et al.

[45] Date of Patent: **** Apr. 4, 2000**

[54] **HANDLE ASSEMBLY**

[75] Inventors: **Gunnar Alvring**, Grebbestad; **Kenneth Andersson**; **Per-Olof Lindqvist**, both of Motala, all of Sweden; **Andrew Moseley**, Herbom, Germany; **Bo Nilsson**, Motala, Sweden

[73] Assignee: **White Consolidated Industries, Inc.**, Cleveland, Ohio

[**] Term: **14 Years**

[21] Appl. No.: **29/087,876**

[22] Filed: **May 11, 1998**

[51] **LOC (6) Cl.** **15-07**

[52] **U.S. Cl.** **D15/89; D8/302; D8/319; D8/320**

[58] **Field of Search** **D8/300, 301, 302, D8/315-320, 330, 331; D15/81, 85-89, 91; 16/110 R; 292/198, 336.3, DIG. 71**

[56] **References Cited**

U.S. PATENT DOCUMENTS

D. 278,342	4/1985	Damkjaer	D15/88
D. 412,099	7/1999	Korhonen	D8/331
2,024,436	12/1935	Eickmeyer	.	
2,051,132	8/1936	Dart	.	
2,122,680	7/1938	Dart	.	
2,322,769	6/1943	Norberg	.	

2,642,728	6/1953	Thomaras	.
2,828,991	4/1958	Stilger	.
2,849,250	8/1958	Williamson	.
2,947,559	8/1960	Olsson	.
3,046,776	7/1962	Marotto et al.	.
4,109,950	8/1978	Amdal	.
4,132,440	1/1979	Johnson	.
4,740,022	4/1988	Takahashi	.
4,930,818	6/1990	Gerhardsson	.

Primary Examiner—B. J. Bullock
Attorney, Agent, or Firm—Pearne, Gordon, McCoy & Granger LLP

[57] **CLAIM**

The ornamental design for a handle assembly, as shown and described.

DESCRIPTION

FIG. 1 is a front, right side and top perspective view of a handle assembly, showing our new design.
FIG. 2 is a right side elevational view thereof.
FIG. 3 is a front elevational view thereof.
FIG. 4 is a bottom plan view thereof, the top plan view being a mirror image thereof.
FIG. 5 is a left side elevational view thereof; and,
FIG. 6 is a rear elevational view thereof.
The partial door shown in phantom in FIG. 1 is for illustrative purposes only, and forms no part of the claimed design.

1 Claim, 3 Drawing Sheets

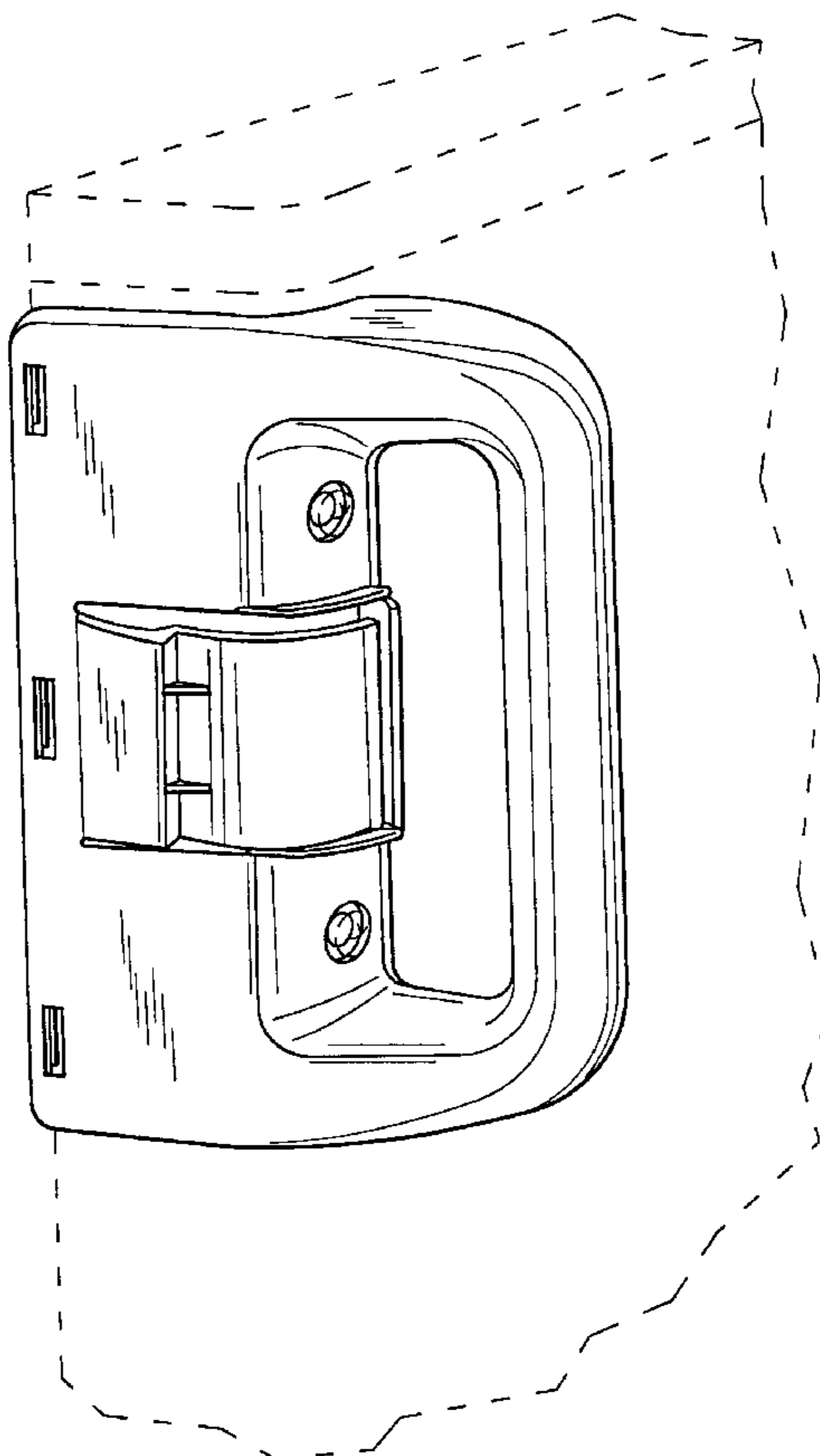
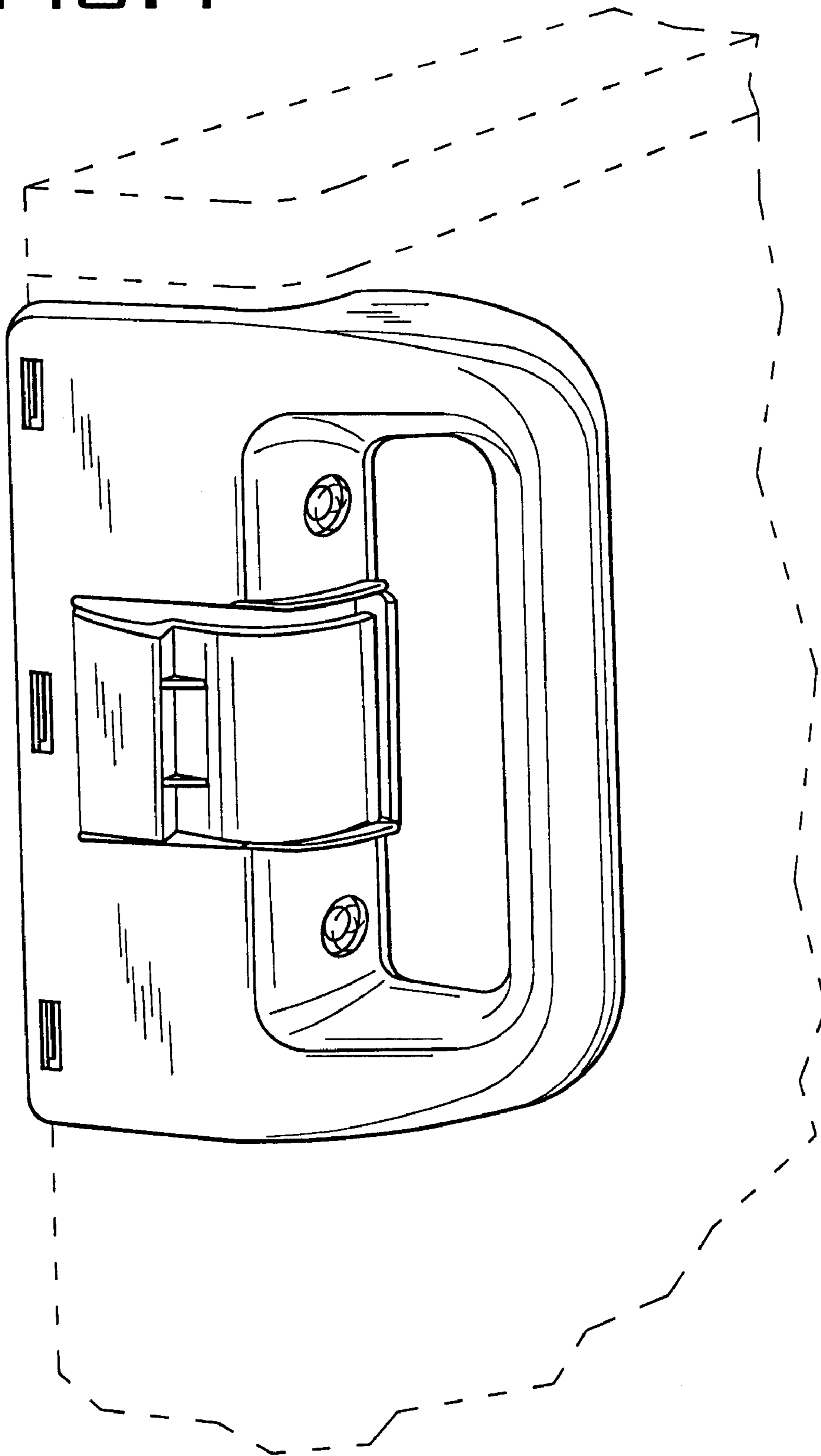


FIG. 1



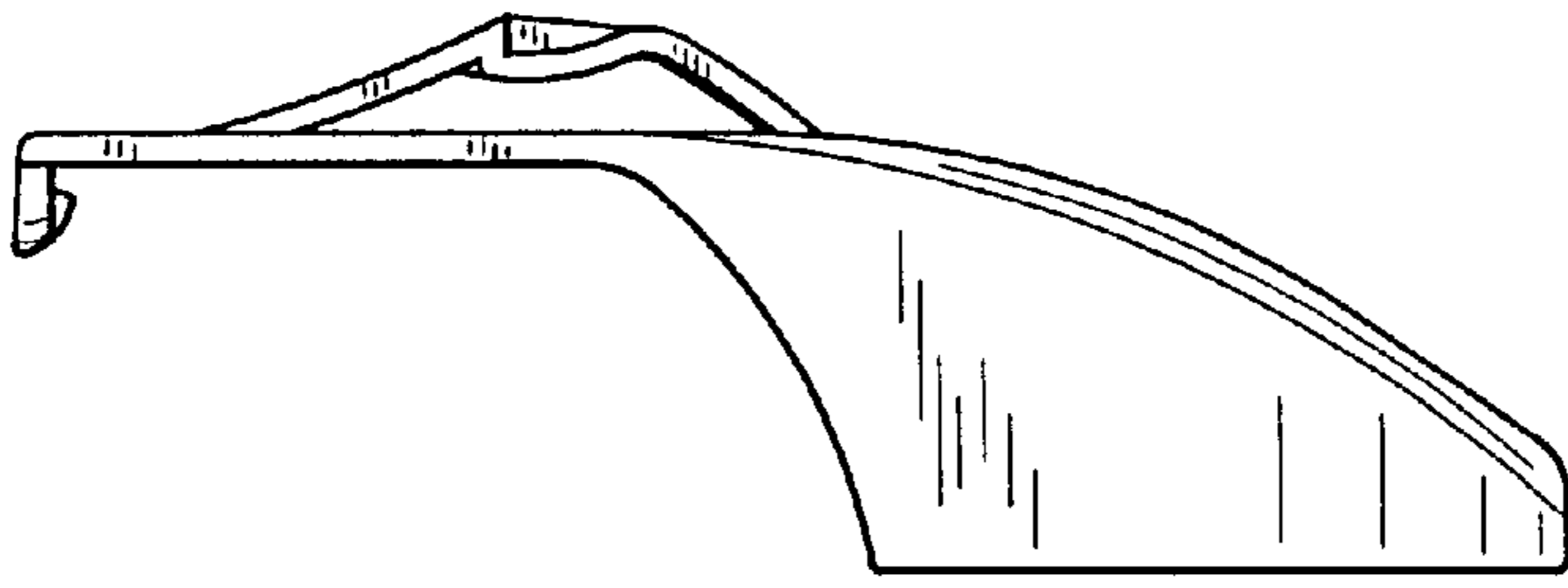


FIG. 4

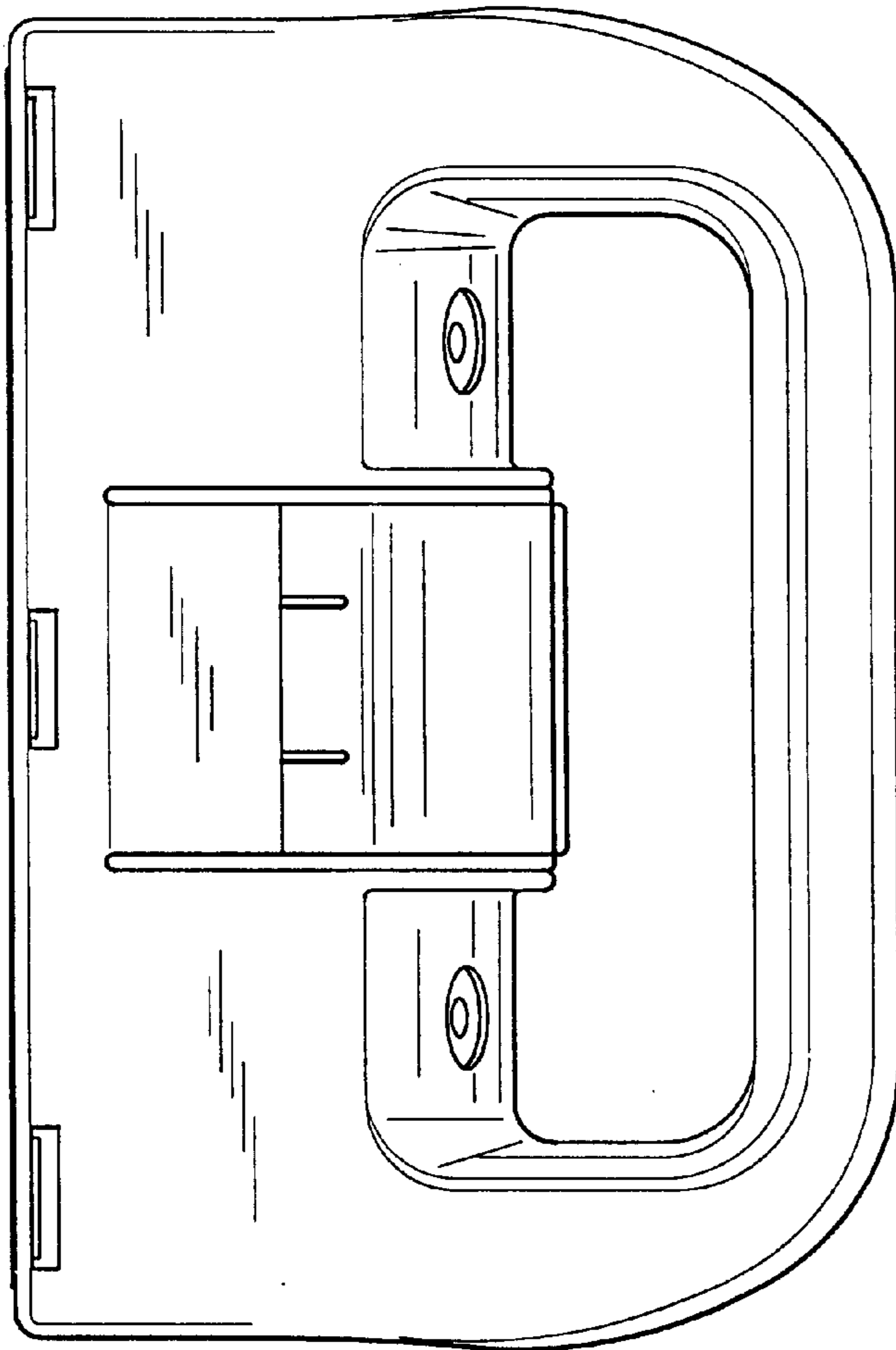


FIG. 2

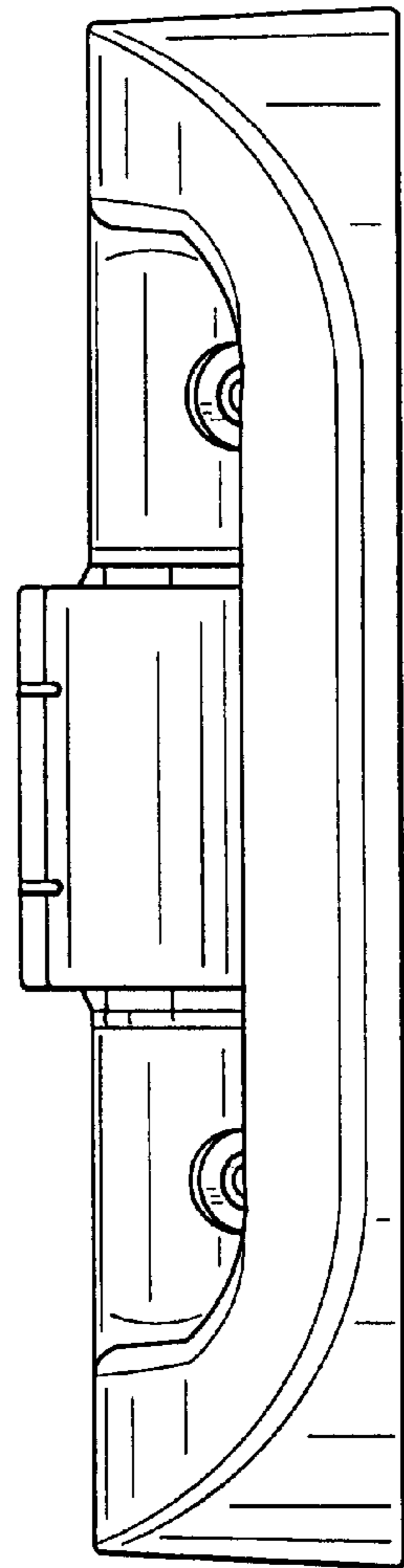


FIG. 3

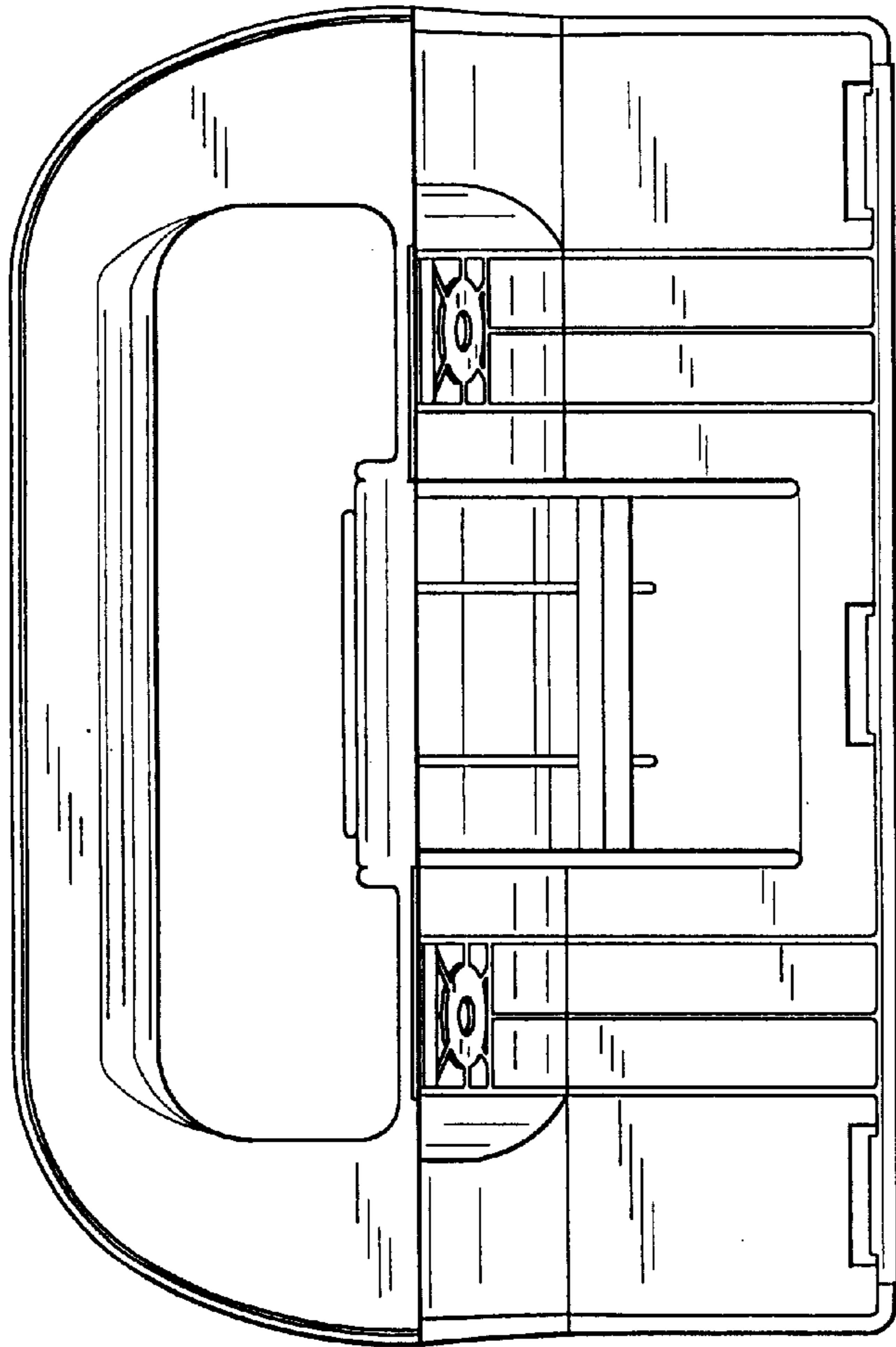


FIG. 5




FIG. 6