



US00D422285S

# United States Patent [19]

[11] Patent Number: Des. 422,285

Wilson et al.

[45] Date of Patent: \*\* \*Apr. 4, 2000

## [54] FUEL DISPENSER HOUSING

[75] Inventors: **Amy H. Wilson**, Greensboro; **Paul D. Miller**, Winston-Salem, both of N.C.; **Cheryl Felix**, Bedford, Mass.

[73] Assignee: **Gilbarco Inc.**, Greensboro, N.C.

[\*] Notice: This patent is subject to a terminal disclaimer.

[\*\*] Term: **14 Years**

[21] Appl. No.: **29/090,987**

[22] Filed: **Jul. 21, 1998**

[51] LOC (6) Cl. .... **15-02**

[52] U.S. Cl. .... **D15/9.2**

[58] Field of Search ..... D15/9.1, 9.2; 222/25, 222/71, 74, 75, 383.1, 27; 137/234.6; 364/528.17; D25/56; D14/105; D99/43

## [56] References Cited

### U.S. PATENT DOCUMENTS

D. 273,791	5/1984	Monigle et al. ....	D15/9.1
D. 287,498	12/1986	Monigle et al. ....	D15/9.2
D. 303,803	10/1989	Phillips .....	D25/56
D. 395,052	6/1998	Krone et al. ....	D15/9.1
D. 396,047	7/1998	Krone et al. ....	D15/9.1
4,576,312	3/1986	Swick, Jr. ....	D15/9.2

### OTHER PUBLICATIONS

- “BP Apollo—NZ Trial Site Review” (Aug. 14, 1998).
- “Loyalty Builders”. No Date.
- “V390” (1994).
- “V390U” (1994).

“Customer Interface Terminal”. No Date.

“Horizon 2000 Series Dispenser”. No Date.

“The Premier Series H422B: with Insight” (Aug. 1997).

“Dispensers”. No Date.

“The Advantage Series Model Guide” by Gilbarco Inc. (1996).

“Multidispenser Advantage”. No Date.

“Universal Univision” by Universal Epsco, Inc. (1995).

“Centurion—A Sophisticated and Reliable Dispenser” by Schlumberger Electronics Transaction (1997).

*Primary Examiner*—Ralf Seifert

*Attorney, Agent, or Firm*—Jenkins & Wilson, P.A.

## [57] CLAIM

The ornamental design for a fuel dispenser housing, as shown and described.

## DESCRIPTION

FIG. 1 is a perspective view of the fuel dispenser housing; FIG. 2 is a front elevational view thereof, the opposite side view being the same;


FIG. 3 is a side elevational view thereof, the opposite side view being the same;

FIG. 4 is a top plan view thereof; and,

FIG. 5 is a bottom plan view thereof.

It being understood that the broken lines in FIGS. 1 and 2 are for illustrative purposes only and form no part of the claimed design.

**1 Claim, 4 Drawing Sheets**






FIG. 1

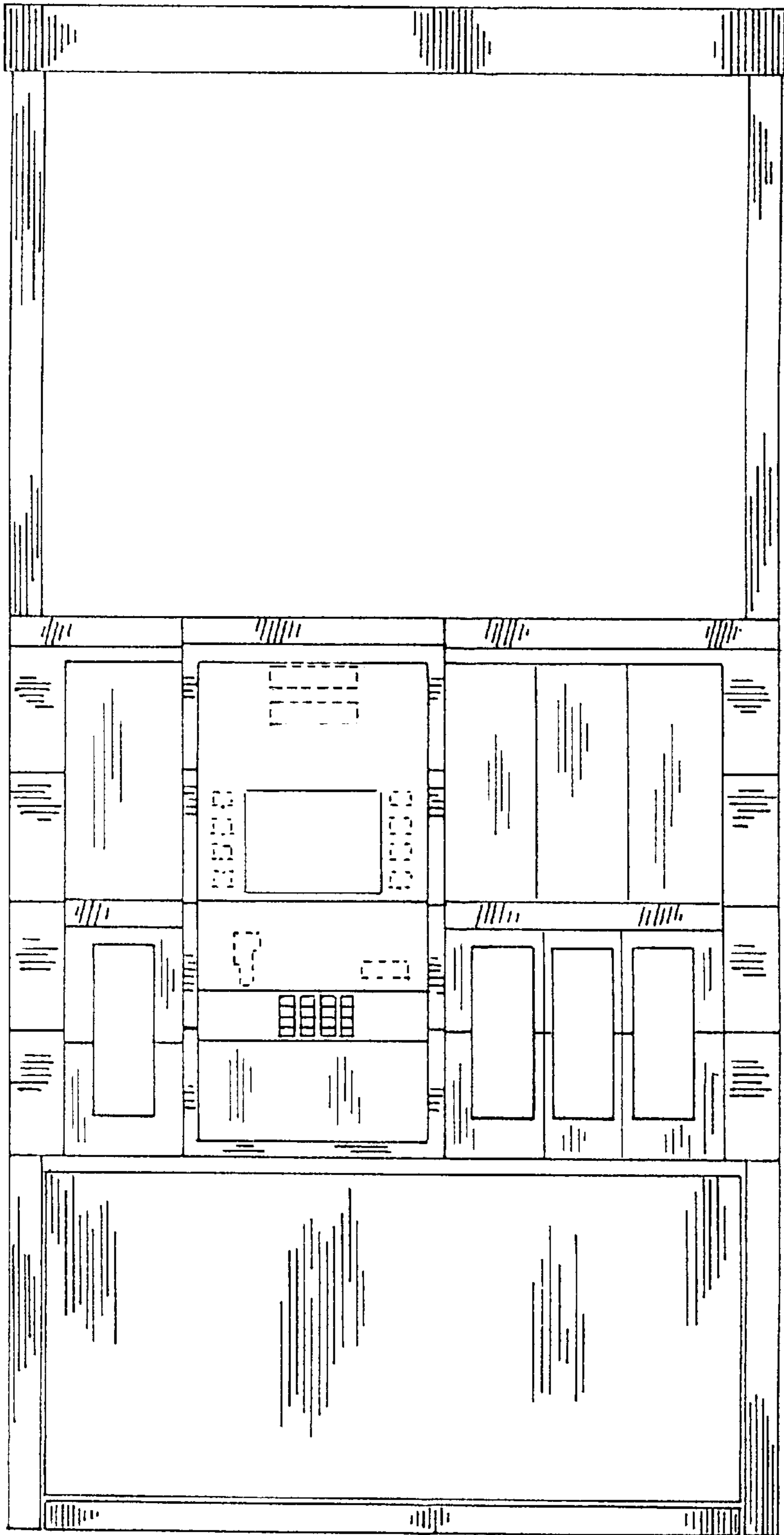


FIG. 2

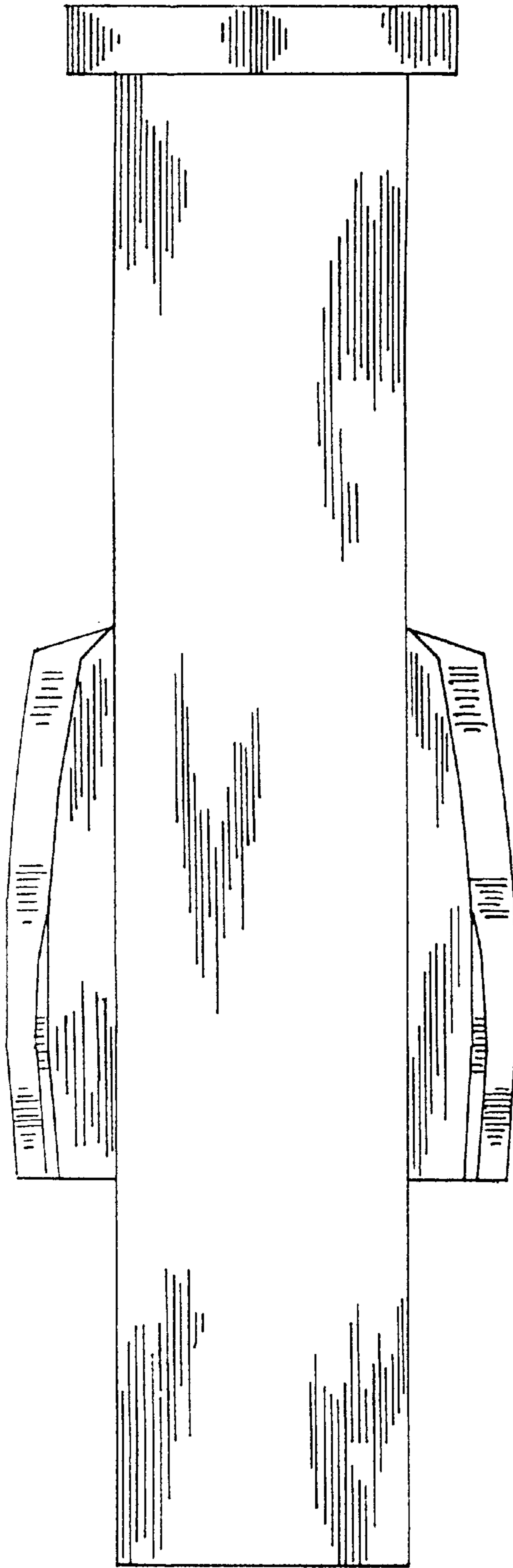


FIG. 3

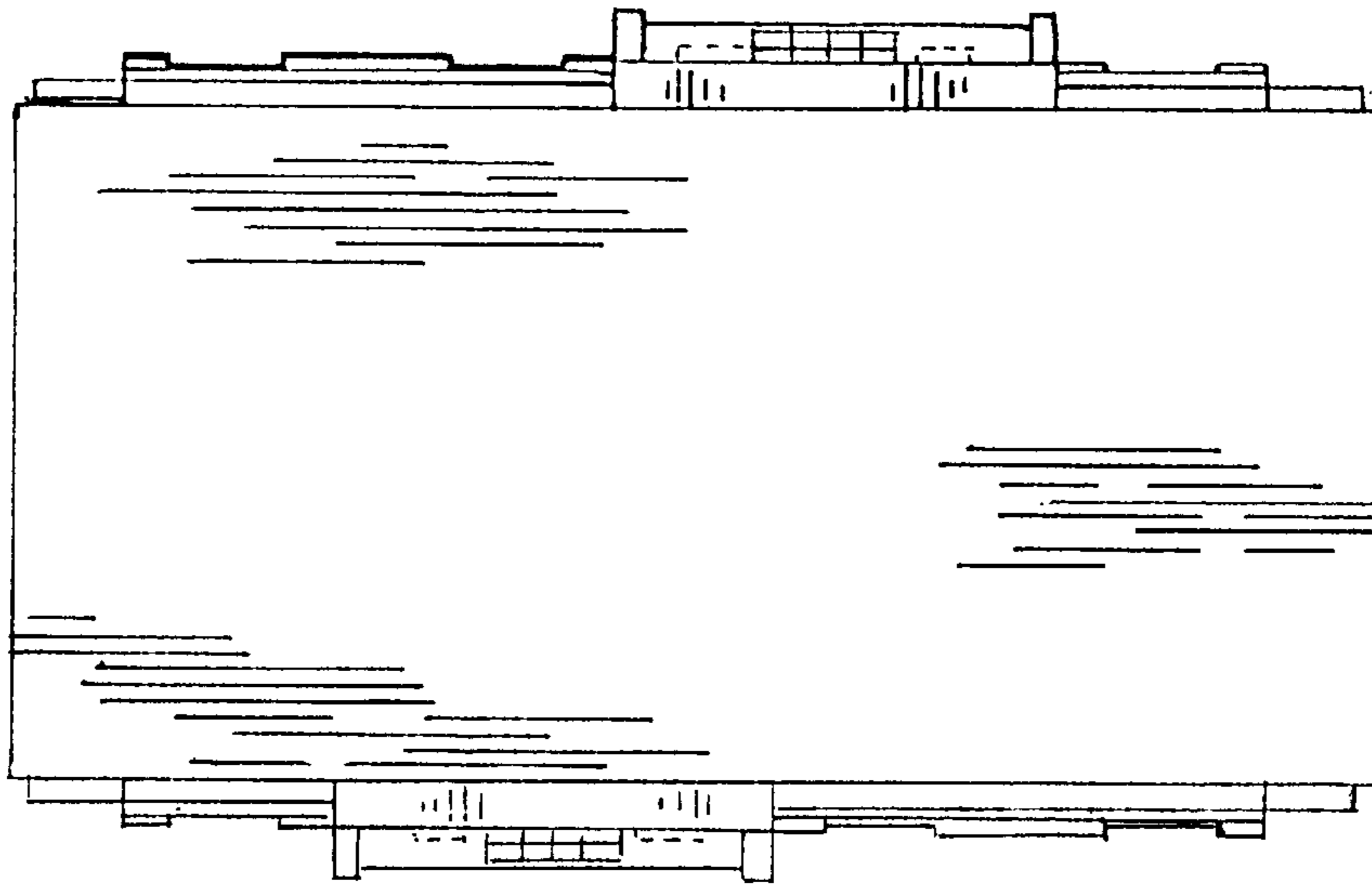


FIG. 4

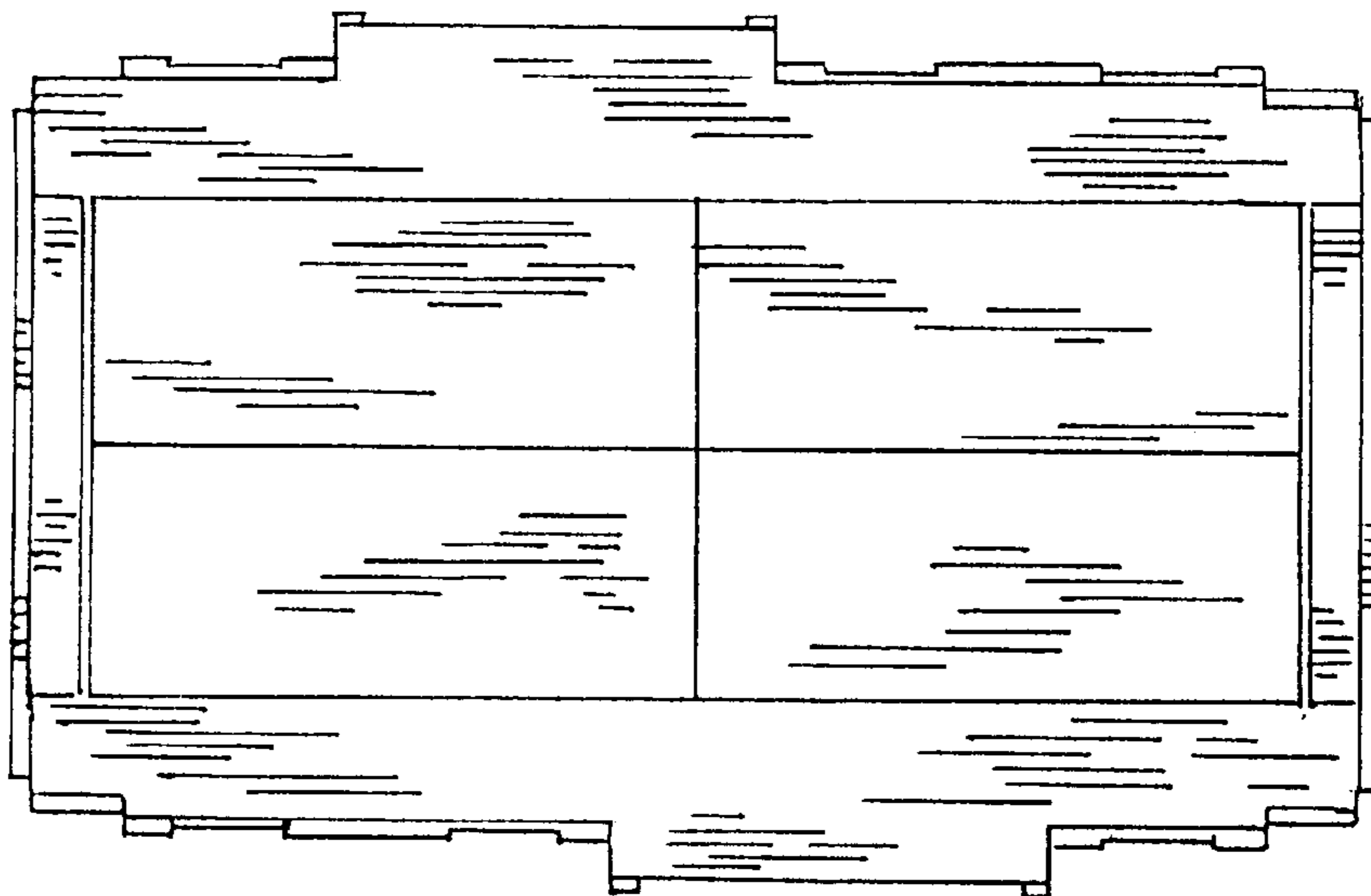


FIG. 5