



US00D422259S

United States Patent [19]
Johnson

[11] **Patent Number: Des. 422,259**
[45] **Date of Patent: ** Apr. 4, 2000**

[54] **SPOKE SEGMENT FOR AN AUTOMOTIVE VEHICLE WHEEL**

[75] Inventor: **Ken Johnson**, Fullerton, Calif.

[73] Assignee: **American Racing Equipment, Inc.**, Rancho Dominguez, Calif.

[**] Term: **14 Years**

[21] Appl. No.: **29/108,940**

[22] Filed: **Aug. 5, 1999**

[51] **LOC (6) Cl.** **12-16**

[52] **U.S. Cl.** **D12/211**

[58] **Field of Search** D12/204-213;
301/64.1, 65, 37.1

[56] **References Cited**

U.S. PATENT DOCUMENTS

D. 258,503	3/1981	Semple	D12/211
D. 268,260	3/1983	Kerschbaum et al. .	
D. 329,416	9/1992	Braungart et al. .	
D. 360,866	8/1995	Echazabal et al. .	
D. 363,457	10/1995	Coddington .	
D. 363,910	11/1995	Chung .	
D. 364,843	12/1995	Hale, Jr. .	
D. 366,641	1/1996	Neeper .	
D. 371,761	7/1996	Abbott .	
D. 375,076	10/1996	Cattaneo	D12/211
D. 377,640	1/1997	Neeper .	
D. 378,078	2/1997	Cattaneo .	
D. 384,629	10/1997	Nagashima .	
D. 384,631	10/1997	Cullen .	
D. 384,633	10/1997	Syring .	
D. 384,929	10/1997	Neeper .	
D. 384,930	10/1997	Hale, Jr. .	
D. 384,932	10/1997	Cullen .	
D. 385,246	10/1997	Neeper .	
D. 386,461	11/1997	Neeper .	
D. 389,447	1/1998	Chrysanto .	
D. 390,822	2/1998	Neeper .	
D. 391,544	3/1998	Noriega .	
D. 394,836	6/1998	Cullen .	
D. 395,031	6/1998	Timm .	
D. 395,862	7/1998	Cullen .	

D. 396,442	7/1998	Hale, Jr. .	
D. 398,277	9/1998	Neeper	D12/209
D. 400,484	11/1998	Chrysanto .	
D. 401,208	11/1998	Neeper .	
D. 402,251	12/1998	Timm	D12/211
D. 405,749	2/1999	Kulla	D12/211
D. 409,132	5/1999	Cullen	D12/211
D. 409,552	5/1999	Chung	D12/211
D. 410,617	6/1999	Hussaini et al.	D12/209
D. 413,853	9/1999	Hale, Jr.	D12/211
D. 414,454	9/1999	Chung	D12/211

OTHER PUBLICATIONS

Performance Wheel, Tire & Suspension Handbook, A Supplement to SEMA News, 1996, pp. 28, 49, and 54.
Performance Handbook, 1996, pp. 31, 46, and 49.
American Racing Equipment Custom Wheels, 1995, pp. 3 and 5.
Amtech Wheel, Inc. Fall 1995 Pricing.
American Racing Equipment Custom Wheels, Spring 1995, p. 8.
Prime Wheel Catalog, 1994.
Performance Wheel, Tire & Suspension Handbook, A Supplement to SEMA News 1994, pp. 9, 38, and 47.
American Racing Equipment Custom Wheels, 1990.
Primary Examiner—Doris V. Coles
Assistant Examiner—Stacia Cadmus
Attorney, Agent, or Firm—Thompson Hine & Flory LLP

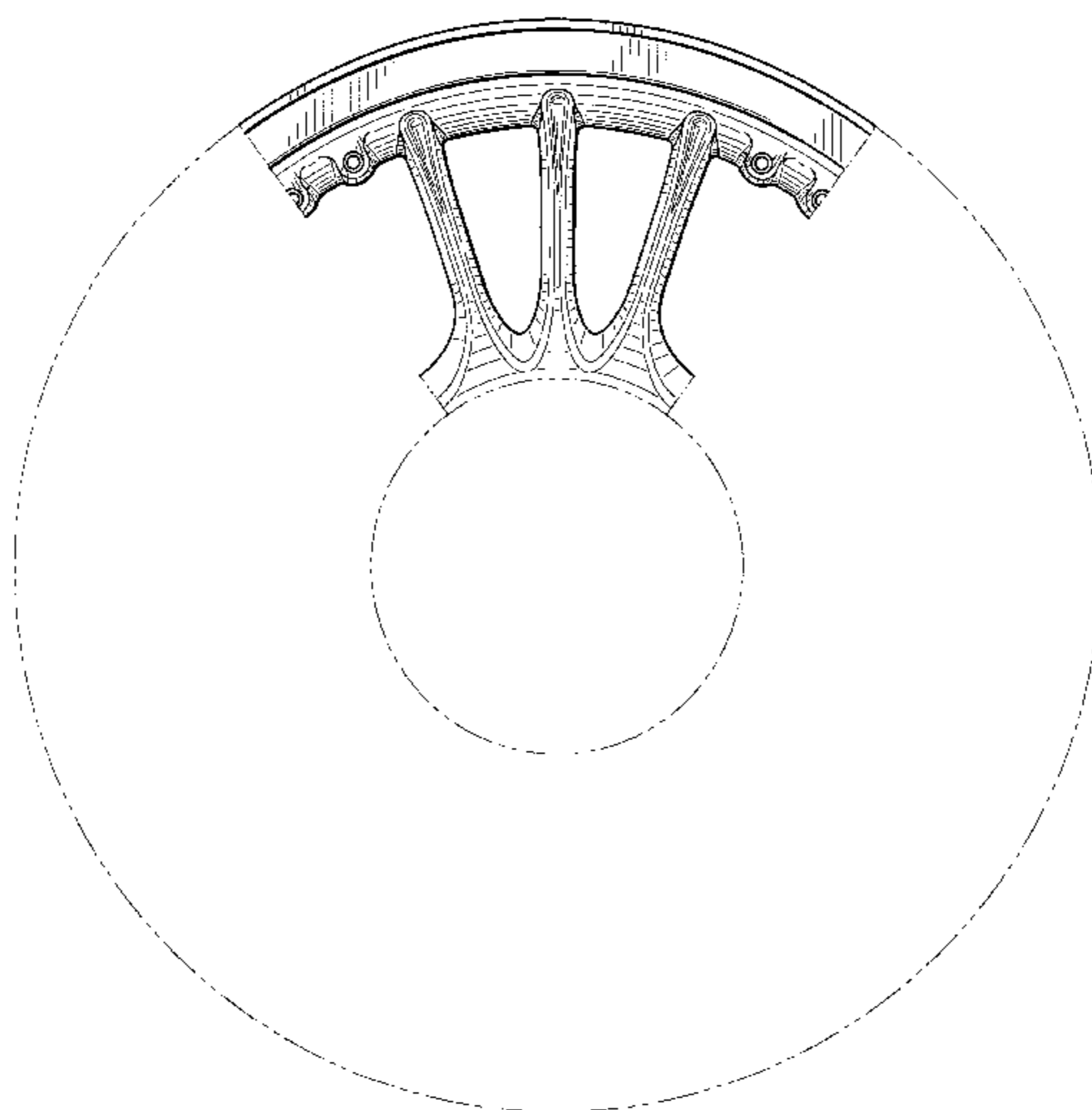
[57] **CLAIM**

The ornamental design for a spoke segment for an automotive vehicle wheel, as shown and described.

DESCRIPTION

FIG. 1 is a perspective view taken from the left hand side of my new spoke segment for an automotive vehicle wheel; and, FIG. 2 is a front elevational view thereof.
The broken lines adjacent to the spoke member in the center hub area define the bounds of the claimed design and form no part thereof while the remaining broken lines depict environment for illustrative purposes only and forms no part of the claimed design.

1 Claim, 2 Drawing Sheets



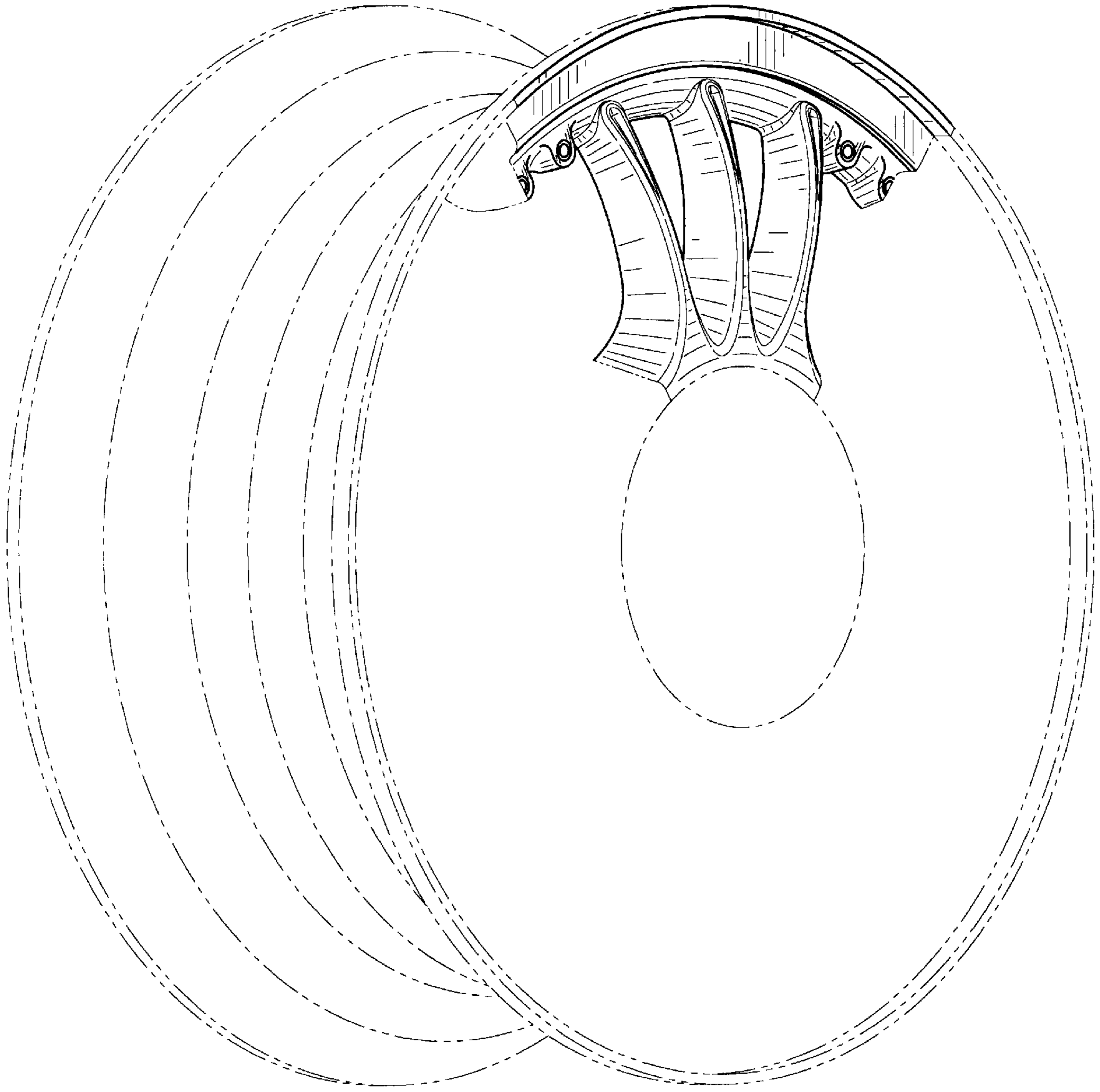


FIG. 1

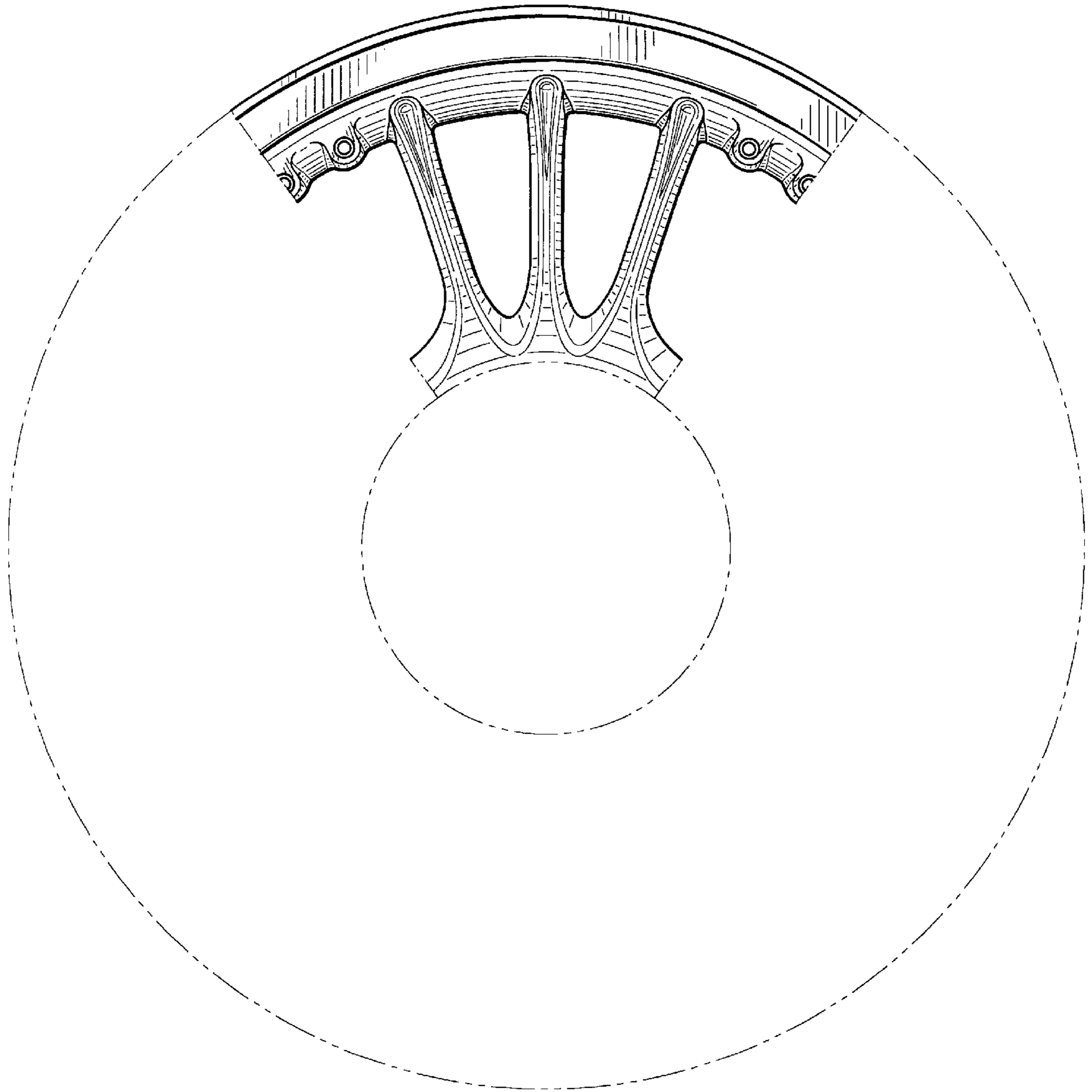


FIG. 2