



US00D422256S

# United States Patent [19]

[11] Patent Number: **Des. 422,256**

Lu

[45] Date of Patent: **\*\* Apr. 4, 2000**

[54] FLOOR MAT FOR VEHICLE

[75] Inventor: **Michael Lu**, Tainan Hsien, Taiwan

[73] Assignee: **Packy Poda Inc.**, Taiwan, Taiwan

[\*\*] Term: **14 Years**

[21] Appl. No.: **29/102,242**

[22] Filed: **Mar. 19, 1999**

[51] LOC (6) Cl. .... **12-16**

[52] U.S. Cl. .... **D12/203**

[58] Field of Search ..... D12/203, 400;  
D6/582-586, 592; 296/97.23; 15/215-217;  
280/163, 164.1; 428/141

[56] **References Cited**

**U.S. PATENT DOCUMENTS**

D. 302,416	7/1989	Lehner et al. ....	D12/203
D. 308,507	6/1990	Charet et al. ....	D12/203
D. 313,789	1/1991	Thundercloud ....	D12/203
D. 325,555	4/1992	Primeau ....	D12/203
D. 342,932	1/1994	Primeau ....	D12/203
D. 358,571	5/1995	Thundercloud ....	D12/203

D. 393,238	4/1998	Kraines .....	D12/203
D. 401,203	11/1998	Lu .....	D12/203
D. 404,352	1/1999	Lu .....	D12/203
D. 408,342	4/1999	Yang .....	D12/203
3,526,016	9/1970	Stata .....	15/216

*Primary Examiner*—Doris V. Coles  
*Assistant Examiner*—Stacia Sinuik  
*Attorney, Agent, or Firm*—Alan Kamrath; Oppenheimer, Wolff & Donnelly, LLP

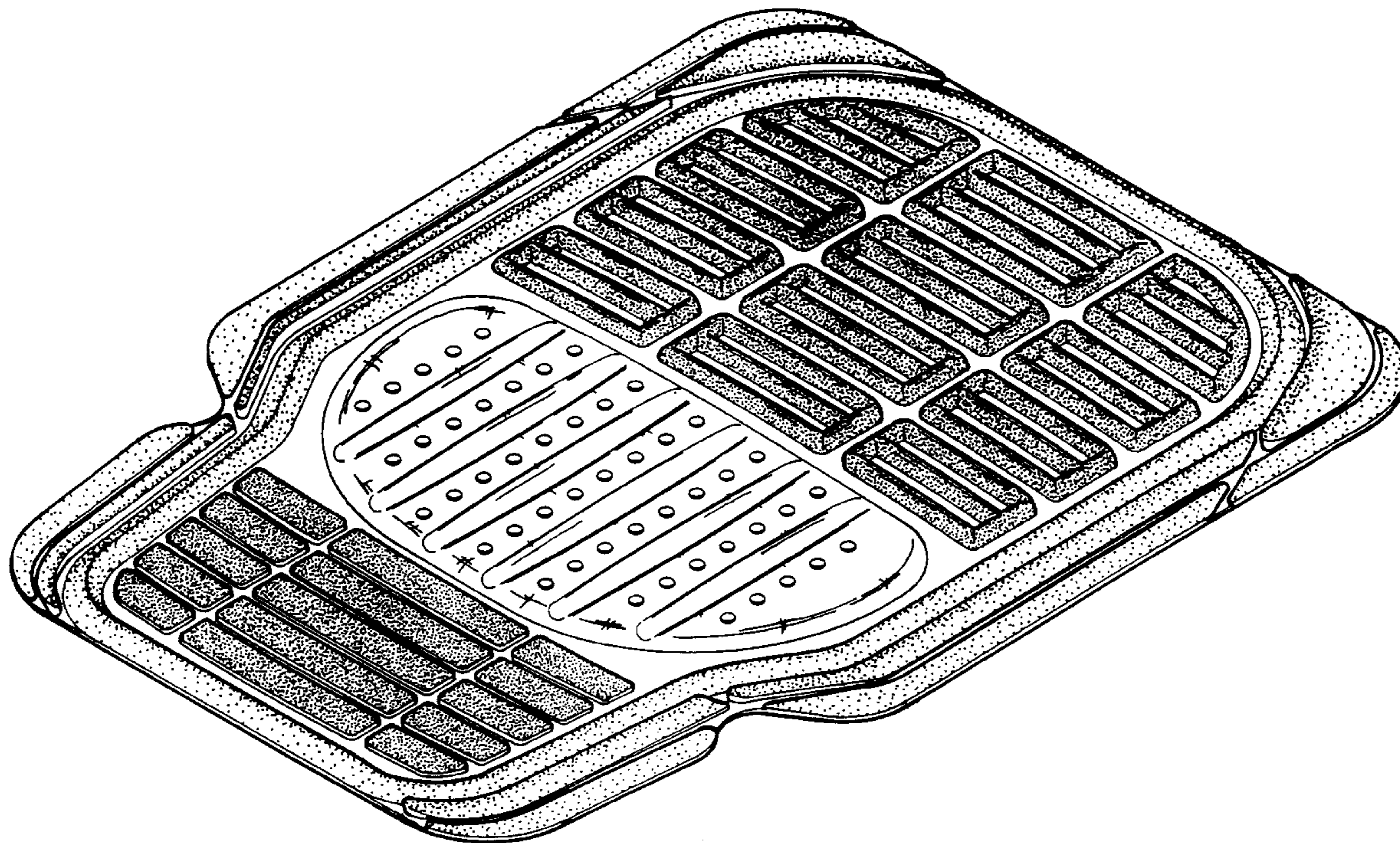
[57] **CLAIM**

The ornamental design for a floor mat for vehicle, as shown and described.

**DESCRIPTION**

FIG. 1 is a perspective view of a floor mat for vehicle showing my new design;  
FIG. 2 is a front elevational view thereof;  
FIG. 3 is a rear elevational view thereof;  
FIG. 4 is a left side elevational view thereof;  
FIG. 5 is a right side elevational view thereof;  
FIG. 6 is a top plan view thereof; and,  
FIG. 7 is a bottom plan view thereof.

**1 Claim, 5 Drawing Sheets**



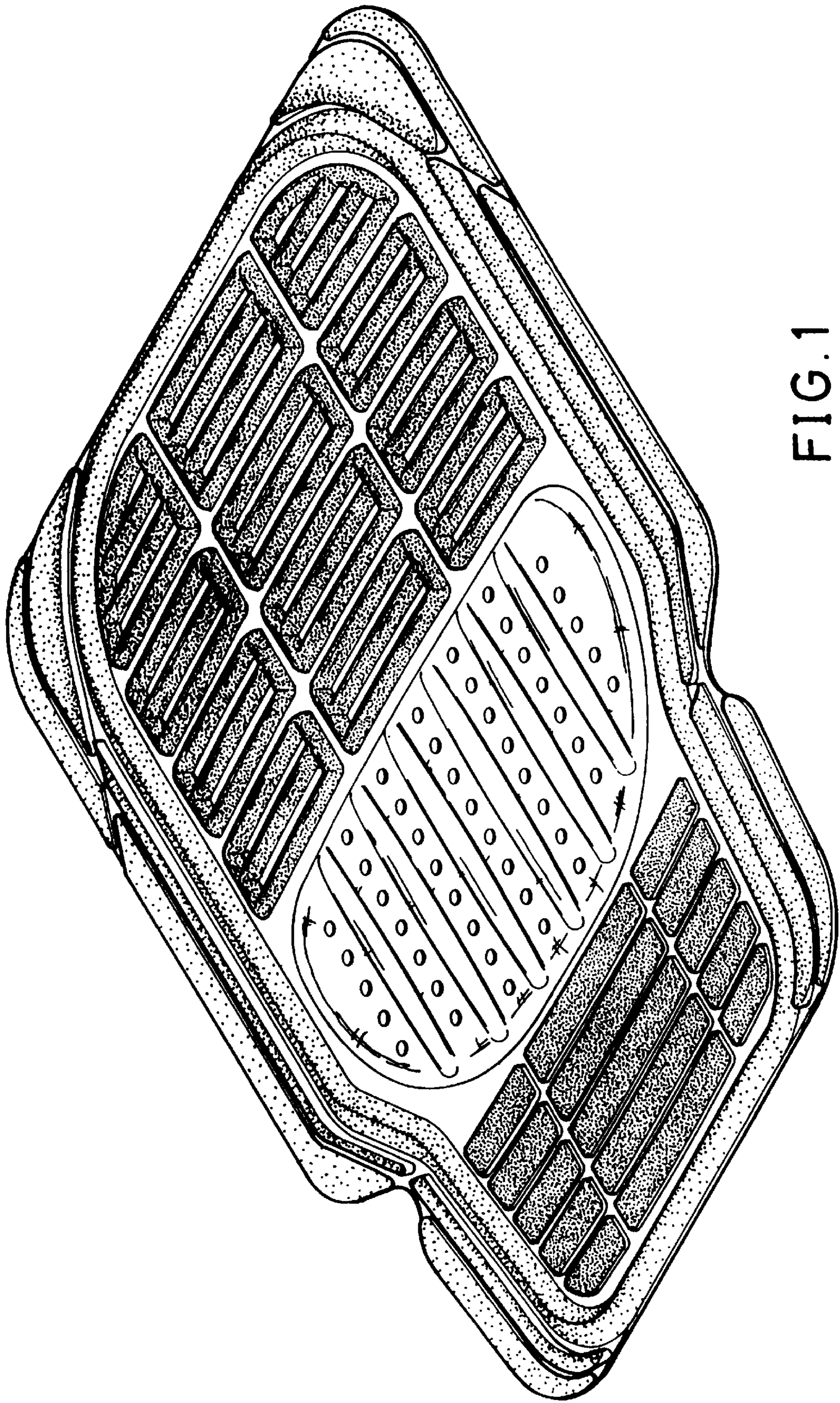


FIG. 1



**FIG. 2**



**FIG. 3**



FIG. 4



FIG. 5

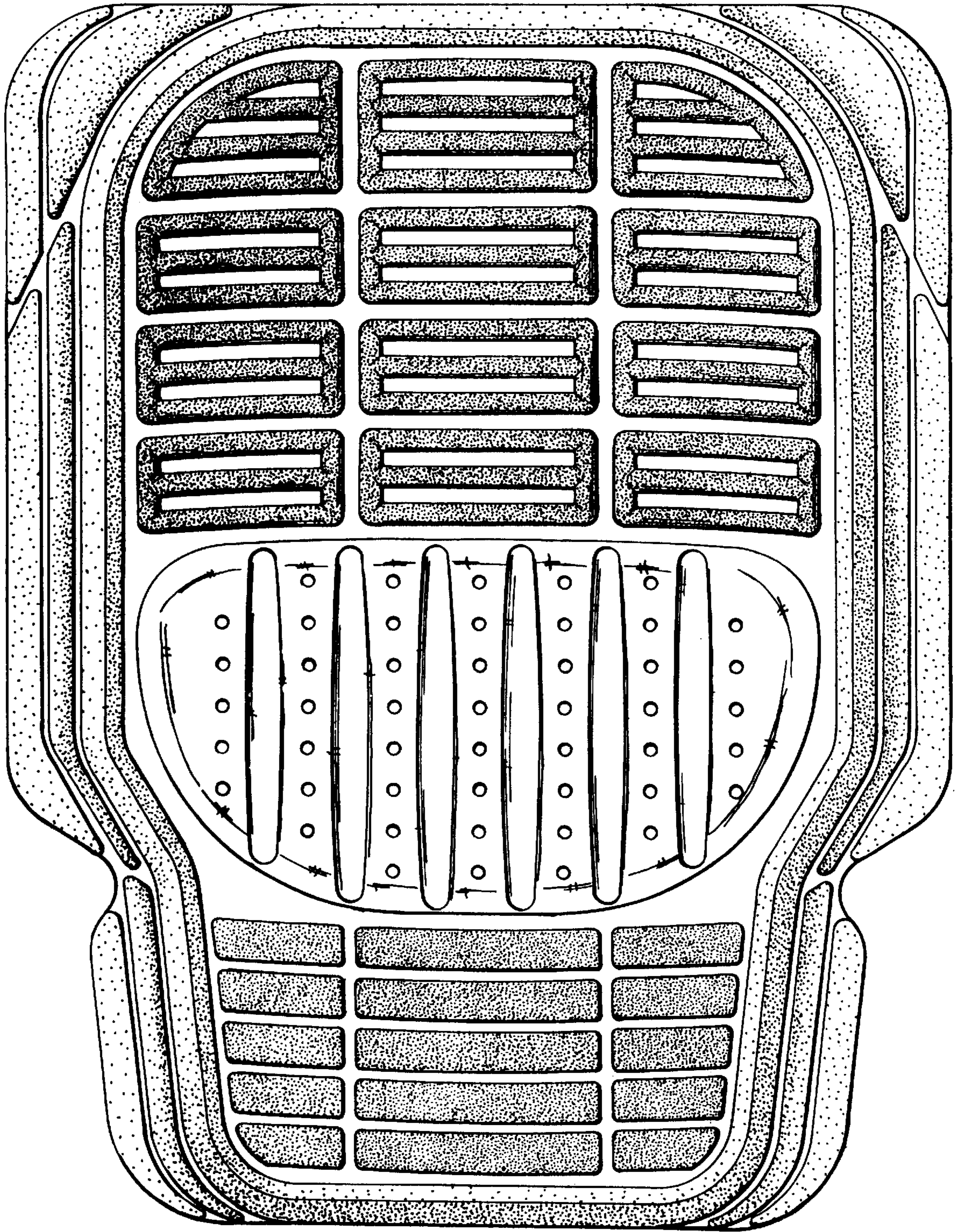


FIG. 6

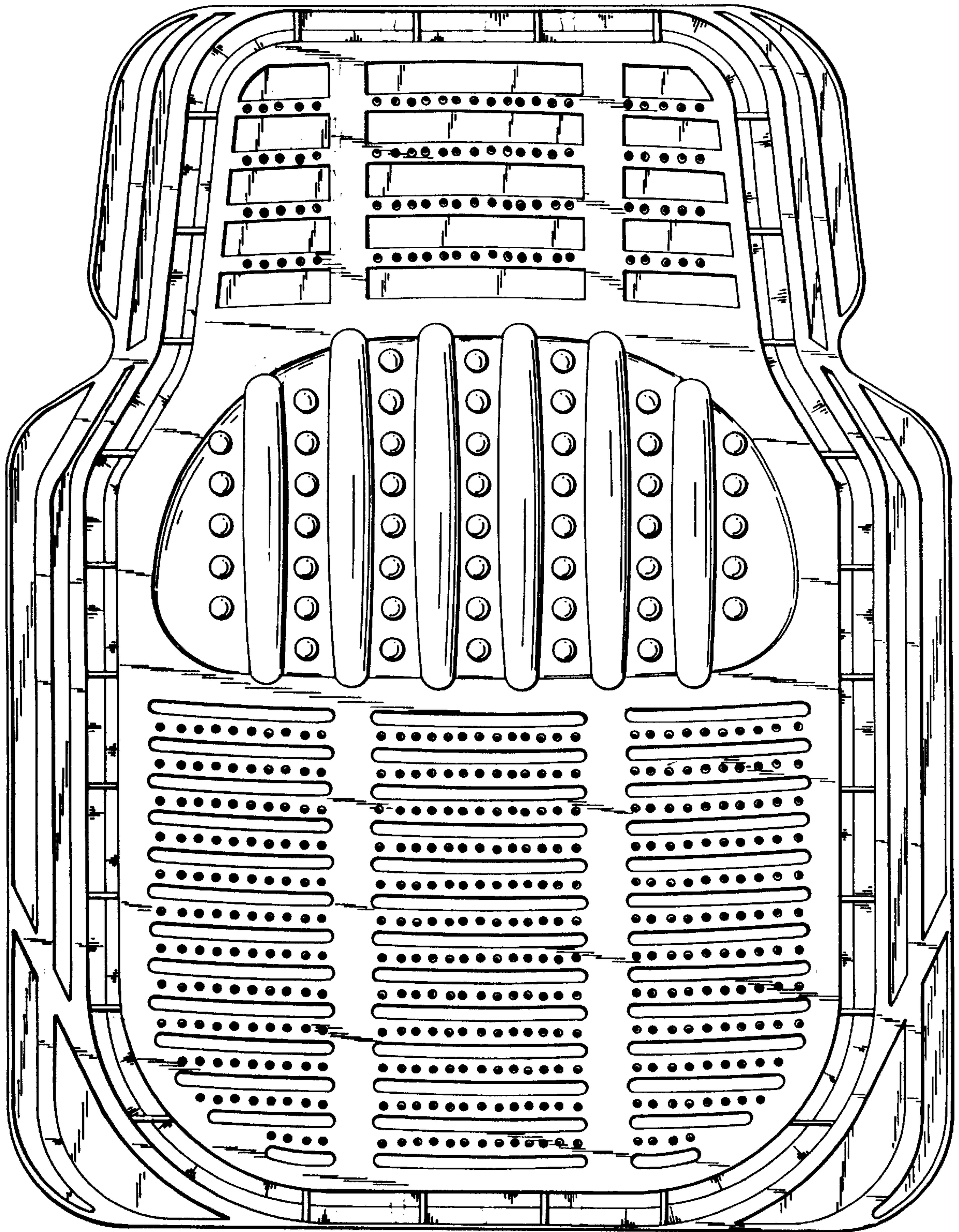


FIG.7