



US00D422231S

United States Patent [19]
Chiu

[11] **Patent Number: Des. 422,231**
[45] **Date of Patent: ** Apr. 4, 2000**

[54] **ELECTRONICS SCALE**

DESCRIPTION

[75] Inventor: **Chun Chun Chiu**, Chaiwan, The Hong Kong Special Administrative Region of the People's Republic of China

FIG. 1 is a perspective view of a first embodiment of the electronics scale according to the present invention.

[73] Assignee: **Gama Sonic Industries (H.K.) Limited**, Kowloon, The Hong Kong Special Administrative Region of the People's Republic of China

FIG. 2 is a front plan view of the electronics scale of FIG. 1;

[**] Term: **14 Years**

FIG. 3 is a rear plan view of the electronics scale of FIG. 1;

[21] Appl. No.: **29/103,751**

FIG. 4 is a top plan view of the electronics scale of FIG. 1;

[22] Filed: **Apr. 21, 1999**

FIG. 5 is a bottom plan view of the electronics scale of FIG. 1;

[51] **LOC (6) Cl. 10-04**

FIG. 6 is a left side view plan of the electronics scale of FIG. 1;

[52] **U.S. Cl. D10/91**

FIG. 7 is a an alternative right side view of the electronics scale according to the present invention, with the readout portion of the scales being swivelled to an alternative position;

[58] **Field of Search D10/91**

[56] **References Cited**

U.S. PATENT DOCUMENTS

- D. 389,076 1/1998 Beckstrom et al. D10/91
- D. 401,173 11/1998 Kurata et al. D10/91
- D. 410,397 6/1999 Kurata et al. D10/91

FIG. 8 is a perspective view of the electronics scale according to the present invention, with the readout portion of the scales being swivelled to a closed position atop the base portion of the article; and,


Primary Examiner—Antoine Duval Davis
Attorney, Agent, or Firm—Sheldon & Mak

FIG. 9 is a perspective view of the electronics scale according to the present invention, with the readout portion of the scales swivelled to a partially upright position with respect to the base.

[57] **CLAIM**

The ornamental design for an electronics scale, as shown and described.

1 Claim, 9 Drawing Sheets






FIG. 1




FIG. 2




FIG. 3



FIG. 4




FIG. 5




FIG. 6




FIG. 7



FIG. 8



FIG. 9