



US00D42226S

**United States Patent** [19]  
**Villeneuve**

[11] **Patent Number: Des. 422,226**  
[45] **Date of Patent: \*\* Apr. 4, 2000**

[54] **SLIDE RULE FOR NAVIGATION**  
[76] Inventor: **Joseph Villeneuve**, 265 Allée des  
Cocotiers, Vernou, 97170 Petit Bourg,  
Guadeloupe, France

[\*\*] Term: **14 Years**

[21] Appl. No.: **29/089,556**

[22] Filed: **Jun. 17, 1998**

[30] **Foreign Application Priority Data**

Mar. 30, 1998 [FR] France ..... 98 1990

[51] **LOC (6) Cl.** ..... **10-04**

[52] **U.S. Cl.** ..... **D10/65**

[58] **Field of Search** ..... D6/65; D18/10;  
33/15 D, 431, 453, 457

[56] **References Cited**

**U.S. PATENT DOCUMENTS**

D. 402,906 12/1998 Sullivan ..... D10/65  
2,418,207 4/1947 Tilbrook ..... 33/1 SD

4,190,960 3/1980 Warner ..... 33/1 SD  
4,306,141 12/1981 Bailey et al. .... 235/78 R  
4,311,903 1/1982 Seely ..... 235/88 R  
4,996,776 3/1991 Poirier ..... 235/78 N

*Primary Examiner*—Antoine Duval Davis  
*Attorney, Agent, or Firm*—Blank Rome Comisky &  
McCauley LLP


[57] **CLAIM**


The ornamental design for a slide rule for navigation, as shown and described.

**DESCRIPTION**


FIG. 1 is a front perspective view of the slide rule showing my new design;  
FIG. 2 is a rear perspective view of the slide rule of FIG. 1;  
FIG. 3 is a left side perspective view of the slide rule of FIG. 1;  
FIG. 4 is a right side perspective view of the slide rule of FIG. 1;  
FIG. 5 is a top plan view of the slide rule of FIG. 1; and,  
FIG. 6 is a bottom plan view of the slide rule of FIG. 1.

**1 Claim, 3 Drawing Sheets**





**FIG. 1**



**FIG. 2**

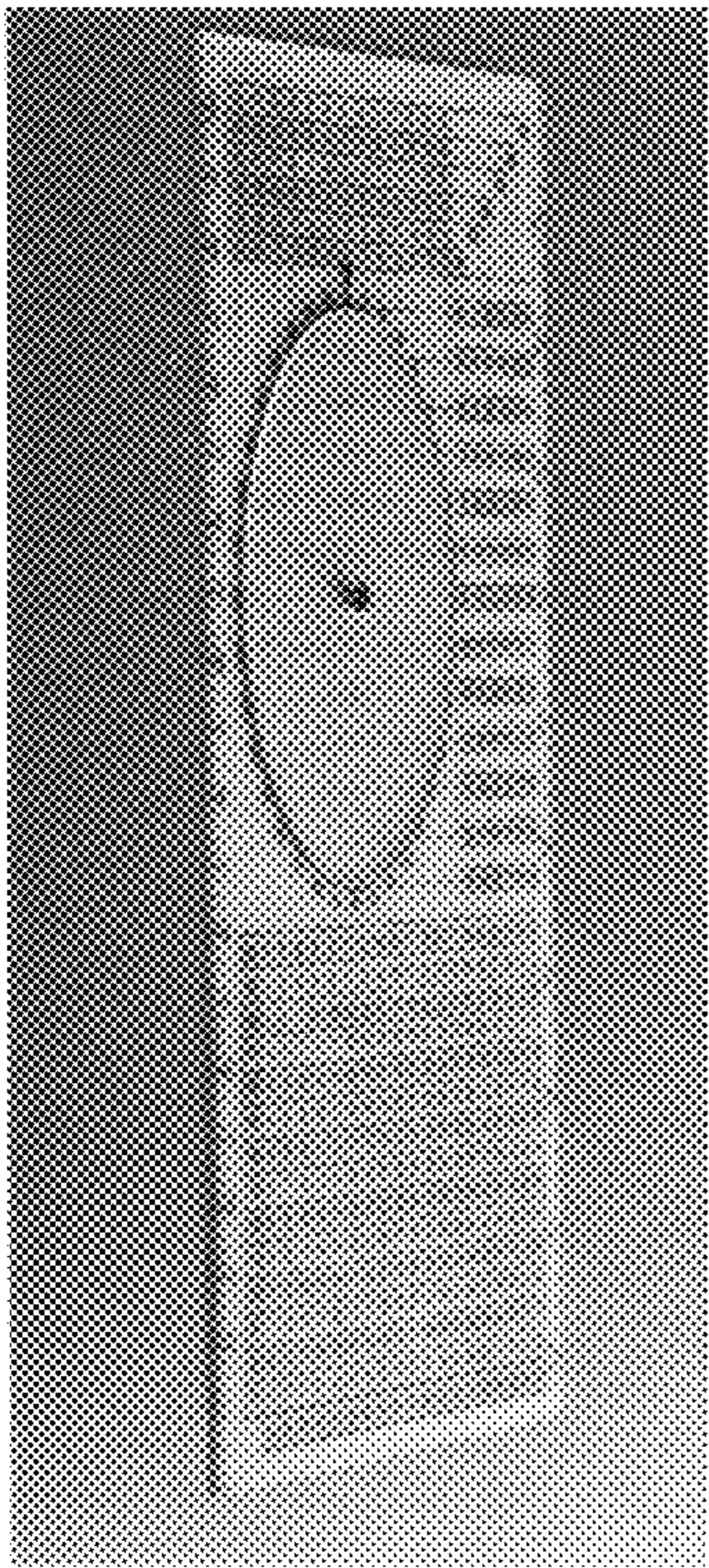


FIG. 3

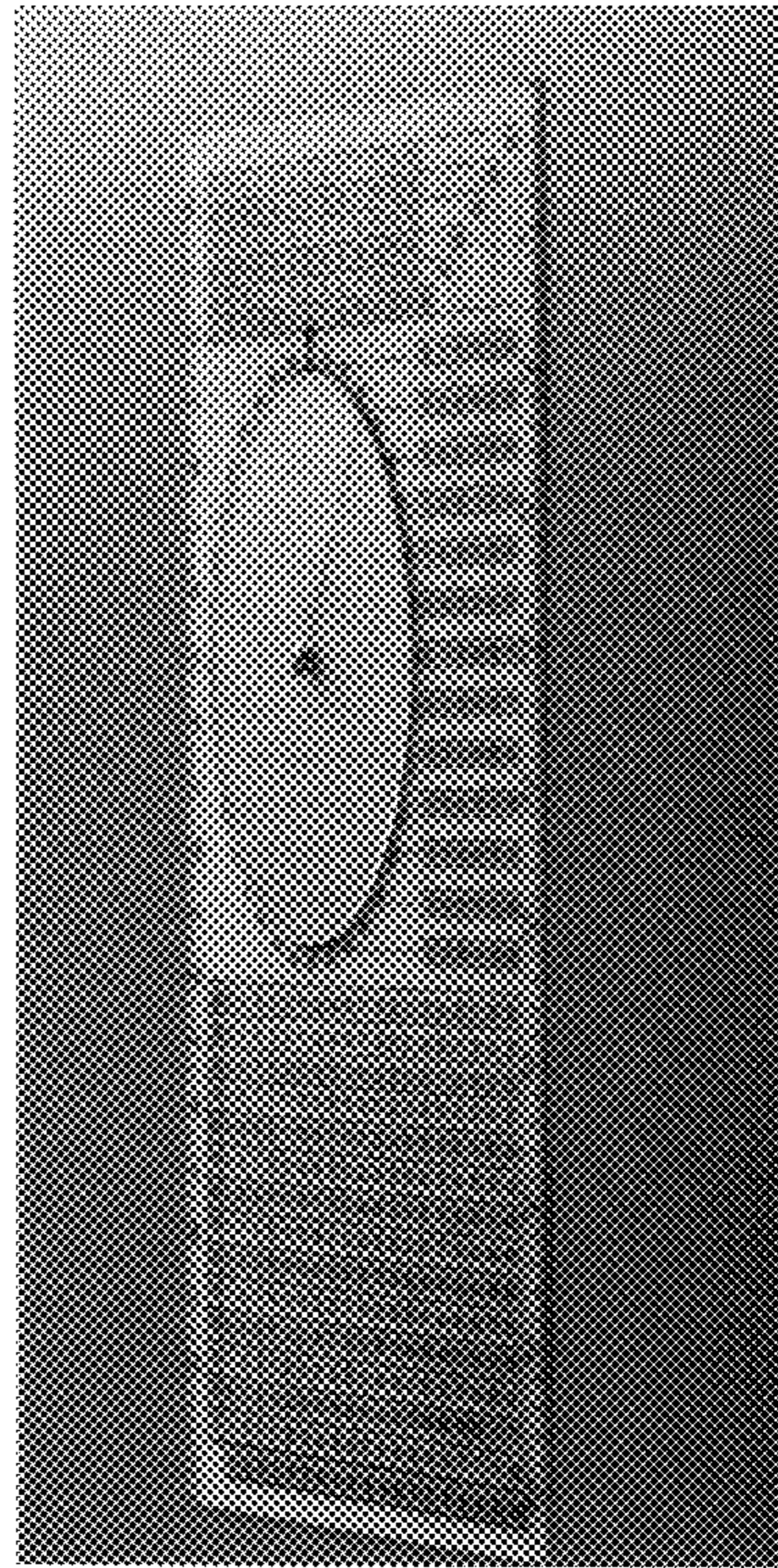


FIG. 4

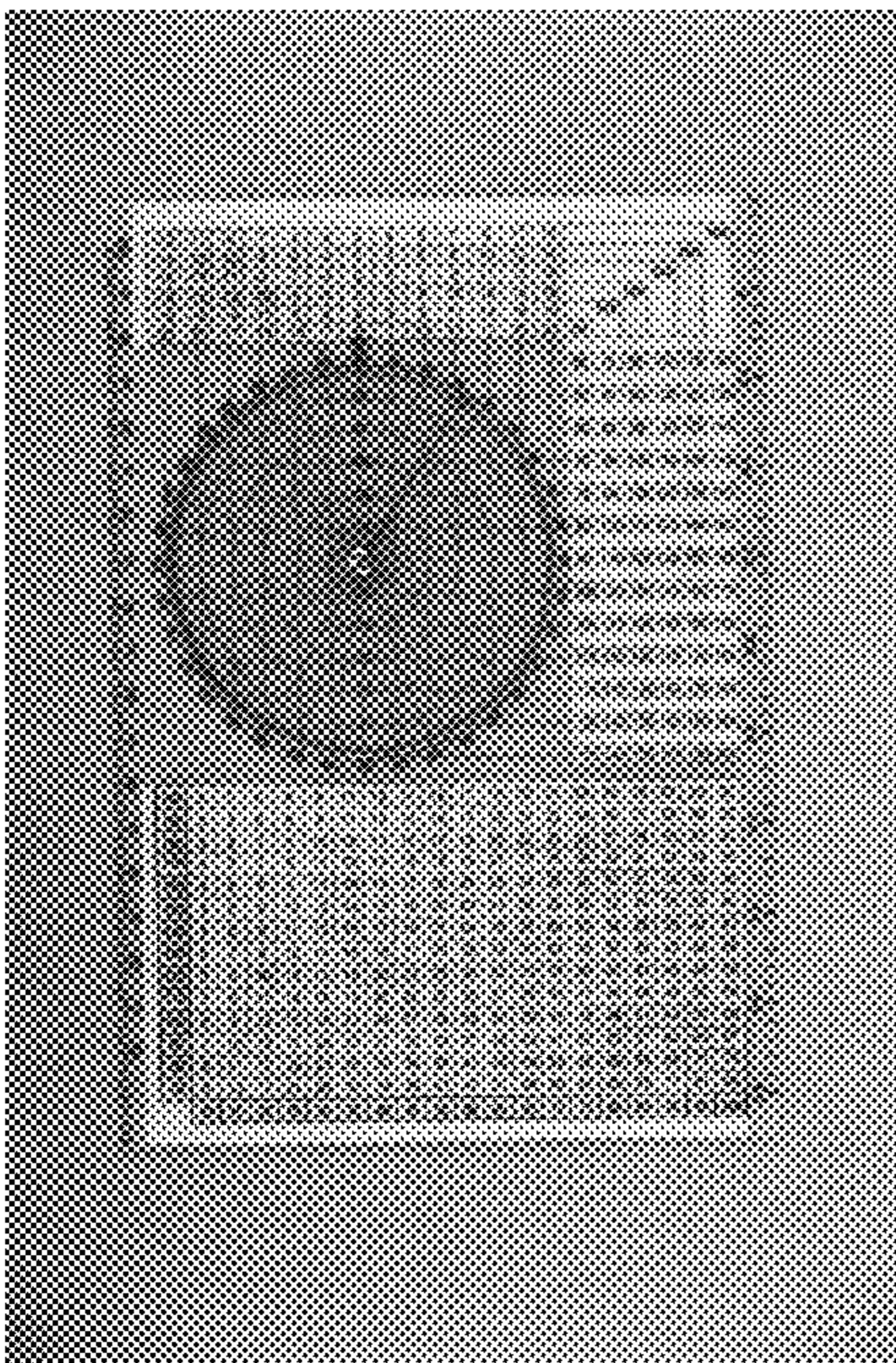


FIG. 5




FIG. 6