



US00D422222S

United States Patent [19]
Wunderman

[11] **Patent Number: Des. 422,222**
[45] **Date of Patent: ** Apr. 4, 2000**

[54] **WATCH CASE**

D. 267,312 12/1982 Funk D10/31

[75] Inventor: **Severin S. Wunderman**, South Laguna, Calif.

OTHER PUBLICATIONS

National Jeweler—May 1973—p. 39—watch at top-left.
Jeweler's Circular—Keystone—Nov. 1981—p. 113—
Watch at mtop-left.
Jeweler's Circular—Keystone—Oct. 1960—p. 79—watch
at 2nd from bottom.

[73] Assignee: **Severin Montres AG**, Bern, Switzerland

Primary Examiner—Nelson C. Holtje
Attorney, Agent, or Firm—Colucci & Umans

[**] Term: **14 Years**

[21] Appl. No.: **29/107,592**

[57] **CLAIM**

[22] Filed: **Jul. 8, 1999**

The ornamental design for a watch case, as shown and described.

[30] **Foreign Application Priority Data**

Jan. 19, 1999 [XH] Hague Agreement DMA/004387

DESCRIPTION

[51] **LOC (6) Cl.** **10-02**

FIG. 1 is a front, left, top perspective view of a watch case showing my design therefor;
FIG. 2 is a top plan view thereof;
FIG. 3 is a bottom plan view thereof;
FIG. 4 is a right side elevational view thereof;
FIG. 5 is a left side elevational view thereof;
FIG. 6 is a rear elevational view thereof; and,
FIG. 7 is a front elevational view thereof.

[52] **U.S. Cl.** **D10/30**

[58] **Field of Search** D10/1-40, 122-132;
368/280-282, 276-277, 285

[56] **References Cited**

U.S. PATENT DOCUMENTS

- D. 108,736 3/1938 Merz D10/30
- D. 108,737 3/1938 Merz D10/30
- D. 245,231 8/1977 Kleiner D10/32
- D. 265,464 7/1982 Bannwart D10/38

1 Claim, 2 Drawing Sheets




FIG. 1




FIG. 2




FIG. 3




FIG. 4




FIG. 6




FIG. 5




FIG. 7

