



US00D422210S

United States Patent [19]
Sturkie et al.

[11] **Patent Number:** **Des. 422,210**
[45] **Date of Patent:** **** Apr. 4, 2000**

[54] **PHONE CARD PACKAGE**

[75] Inventors: **Charles B. Sturkie**, Portland, Oreg.;
Jill M. Anderson; **Gaye L. Belkin**,
both of Atlanta, Ga.

[73] Assignee: **MCI WorldCom Inc.**, Ga.

[**] Term: **14 Years**

[21] Appl. No.: **29/107,112**

[22] Filed: **Jun. 30, 1999**

[51] **LOC (6) Cl.** **09-07**

[52] **U.S. Cl.** **D9/415**; D9/418

[58] **Field of Search** D9/414, 415, 418,
D9/456, 457, 337; 206/461–471, 495, 806,
769–774, 775–778, 39, 39.7; 229/908, 906,
938, 922, 107; D14/117, 114

[56] **References Cited**

U.S. PATENT DOCUMENTS

D. 339,984	10/1993	Cohen	D9/415
D. 344,019	2/1994	Pratt	D9/415
D. 386,966	12/1997	Seelig	D9/415
3,776,375	12/1973	Rohdin	206/463
4,691,820	9/1987	Martinez	206/461 X
5,292,003	3/1994	Baghdassarian	206/471 X
5,728,352	3/1998	Poto et al.	422/82.01

OTHER PUBLICATIONS

Modern Packaging Catalog, p. 300, Jan. 1941.
Techform Inc. (From 206/461 Shoe), Nov. 1982.

Primary Examiner—Prabhakar Deshmukh

[57] **CLAIM**

The ornamental design for a phone card package, as shown and described.

DESCRIPTION

FIG. 1 is a perspective view of the phone card package in accordance with a first embodiment of the invention.
FIG. 2 is a front view of the phone card package in accordance with a first embodiment of the invention.
FIG. 3 is a rear view of the phone card package in accordance with a first embodiment of the invention.
FIG. 4 is a right side view of the phone card package in accordance with a first embodiment of the invention, the left side view being the mirror image of FIG. 4.
FIG. 5 is a top view of the phone card package in accordance with a first embodiment of the invention.
FIG. 6 is a bottom view of the phone card package in accordance with a first embodiment of the invention.
FIG. 7 is a perspective view of the phone card package in accordance with a second embodiment of the invention.
FIG. 8 is a front view of the phone card package in accordance with a second embodiment of the invention.
FIG. 9 is a rear view of the phone card package in accordance with a second embodiment of the invention.
FIG. 10 is a right side view of the phone card package in accordance with a second embodiment of the invention, the left side view being the mirror image of FIG. 10.
FIG. 11 is a top view of the phone card package in accordance with a second embodiment of the invention; and,
FIG. 12 is a bottom view of the phone card package in accordance with a second embodiment of the invention.

1 Claim, 6 Drawing Sheets

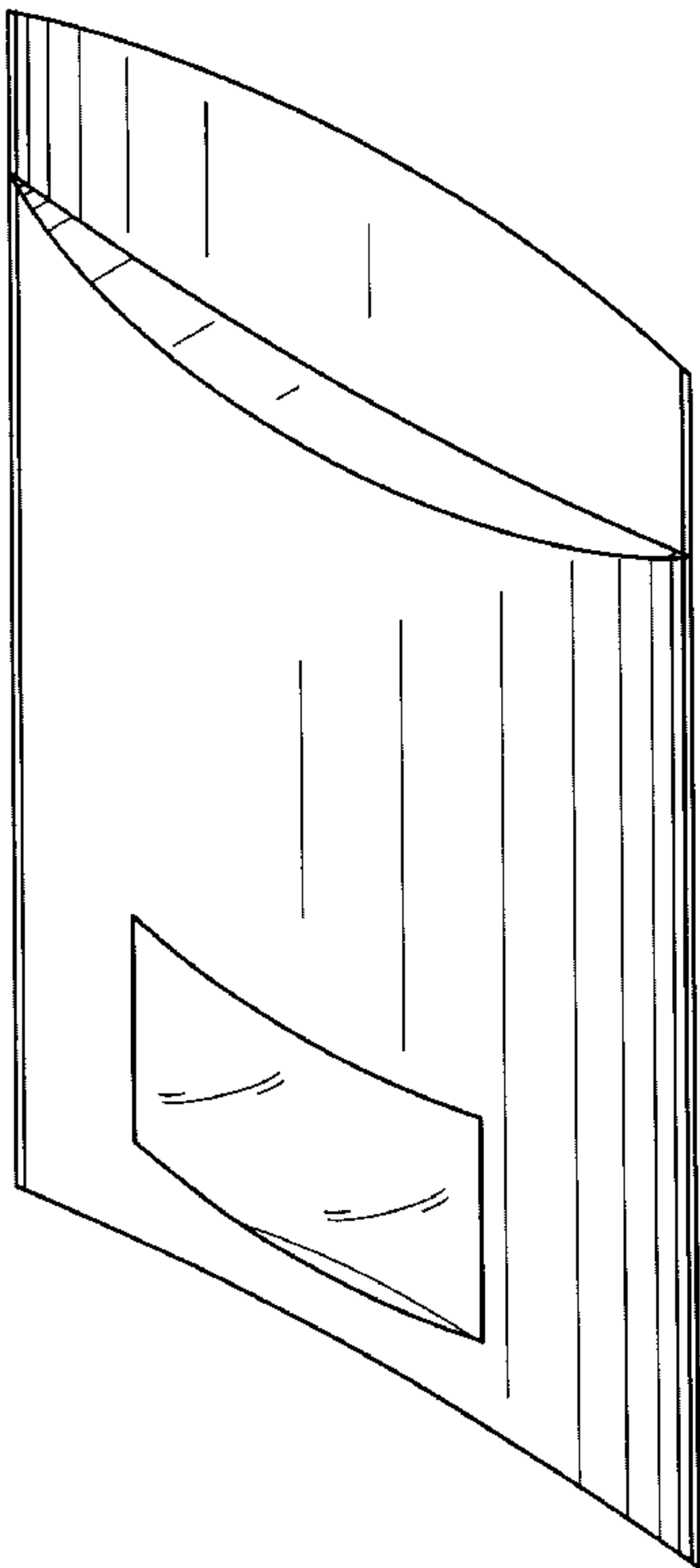


FIG. 1

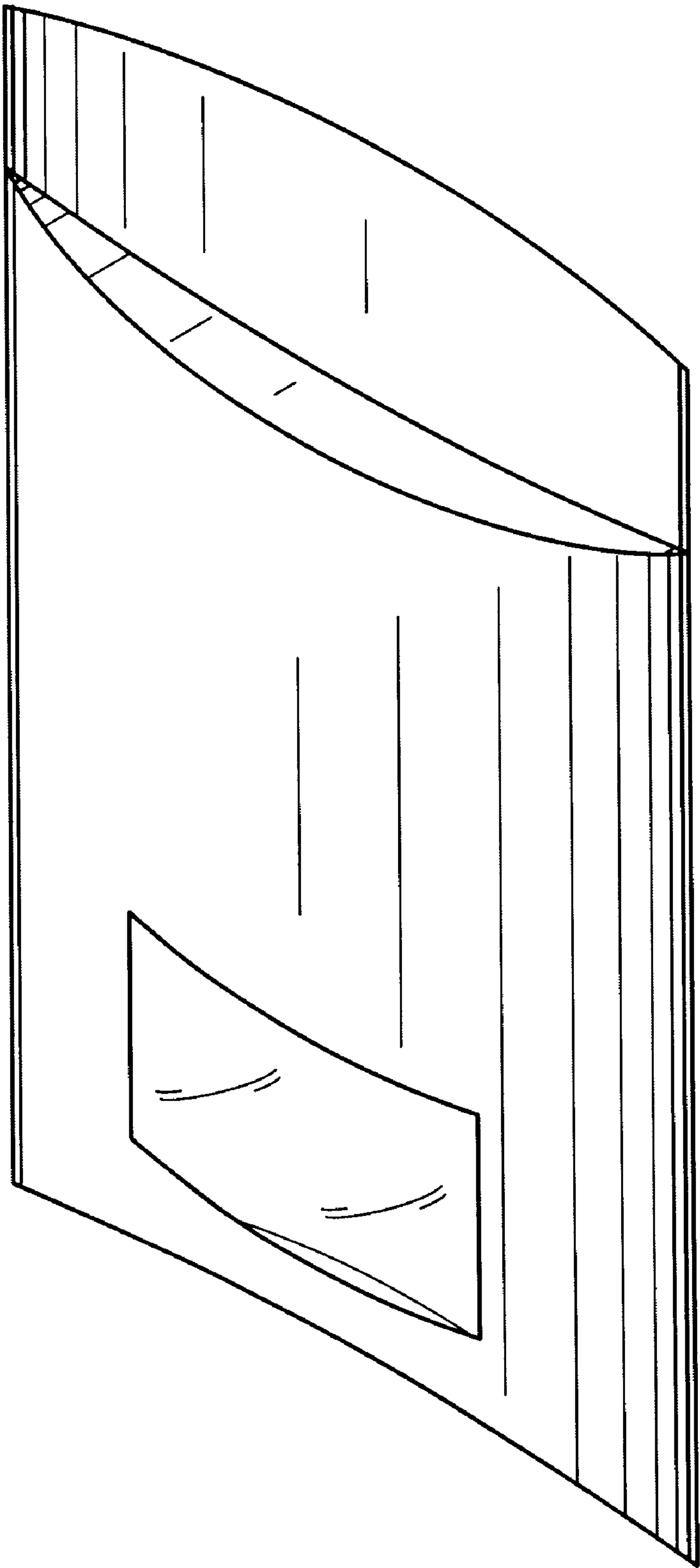


FIG. 2

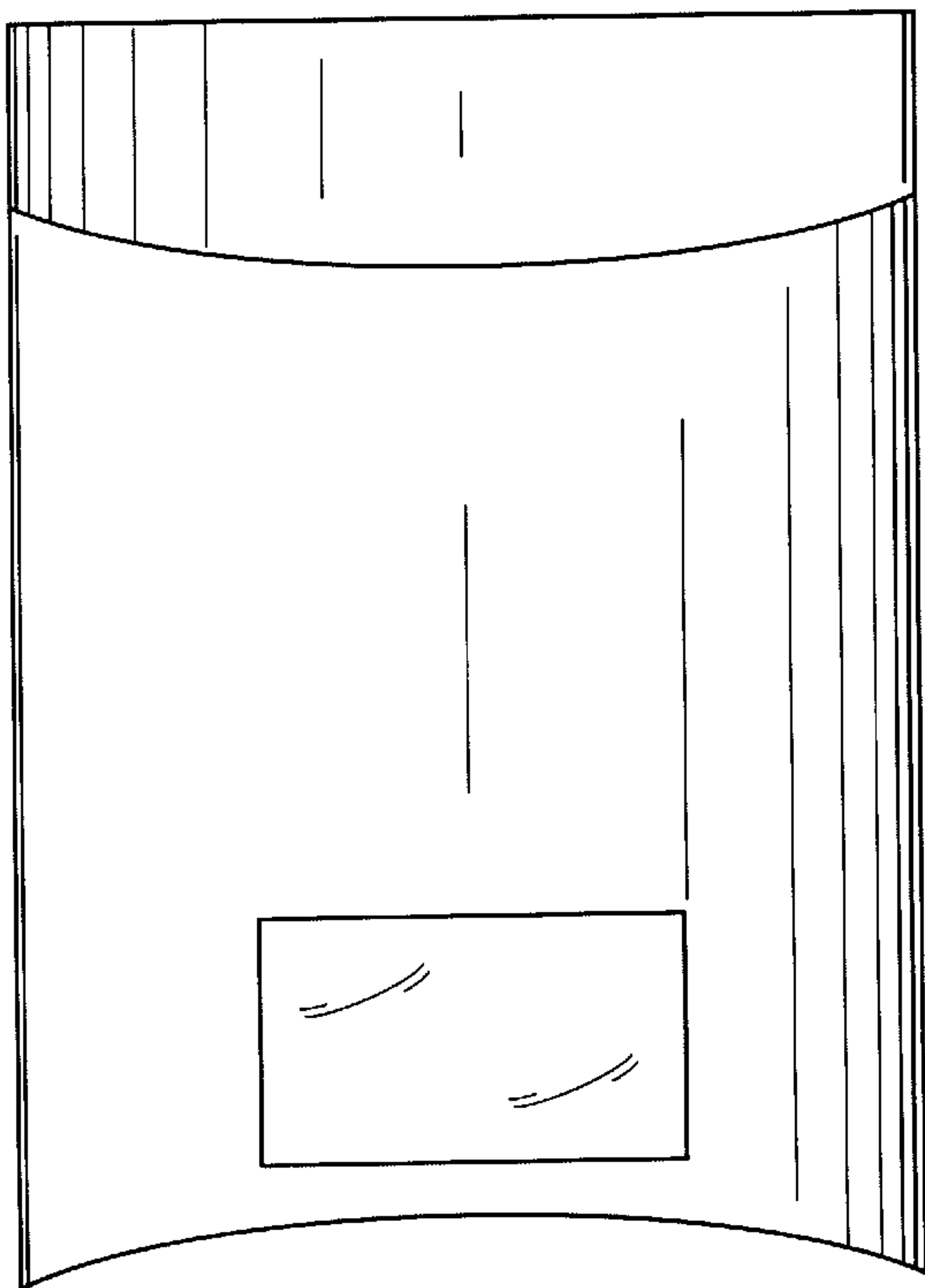


FIG. 3




FIG. 4



FIG. 5

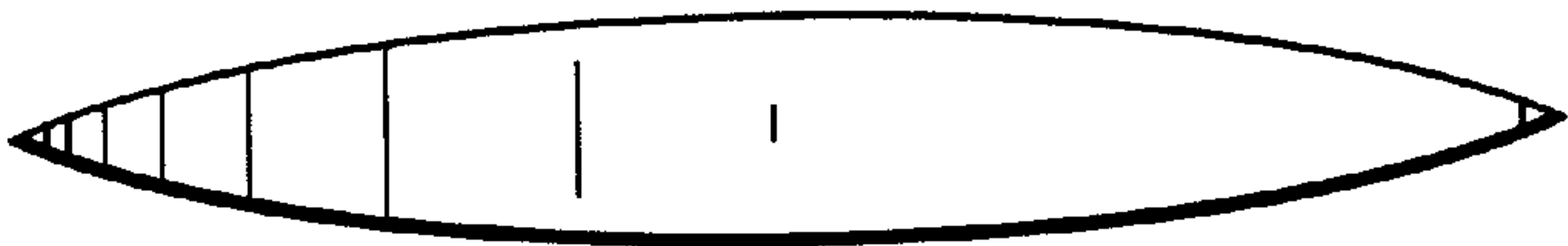


FIG. 6

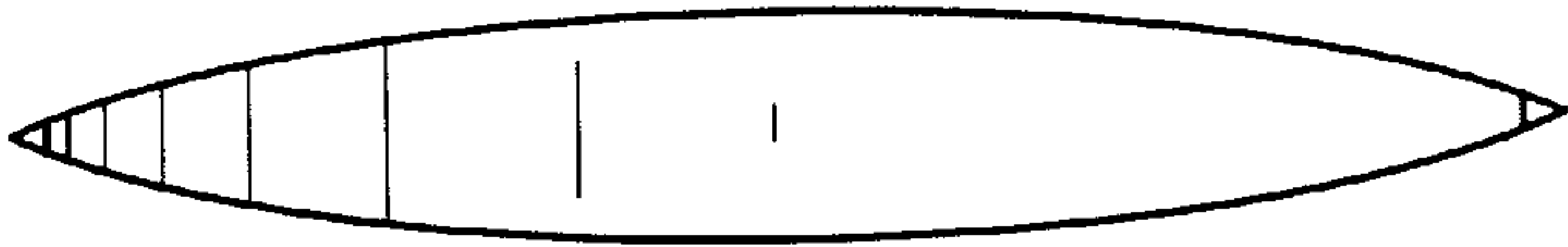


FIG. 7

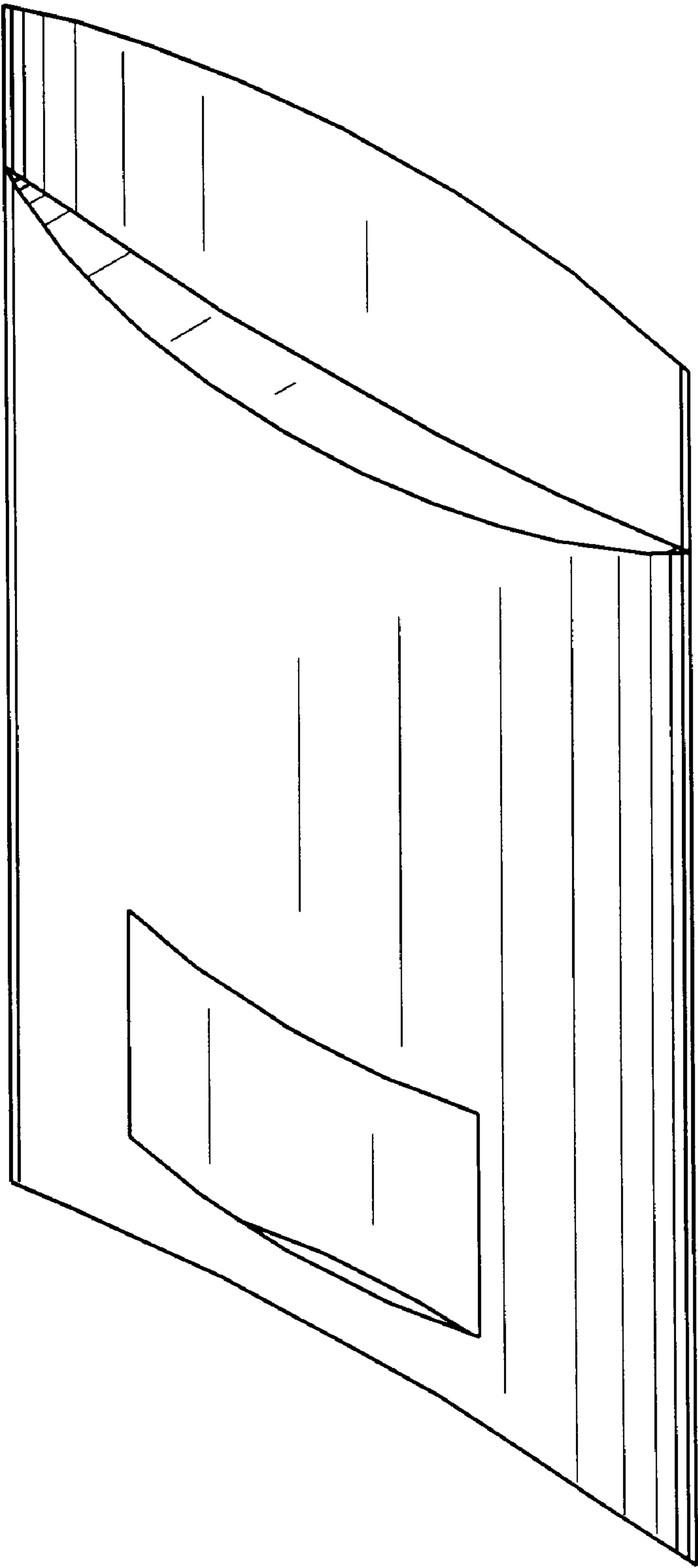


FIG. 8

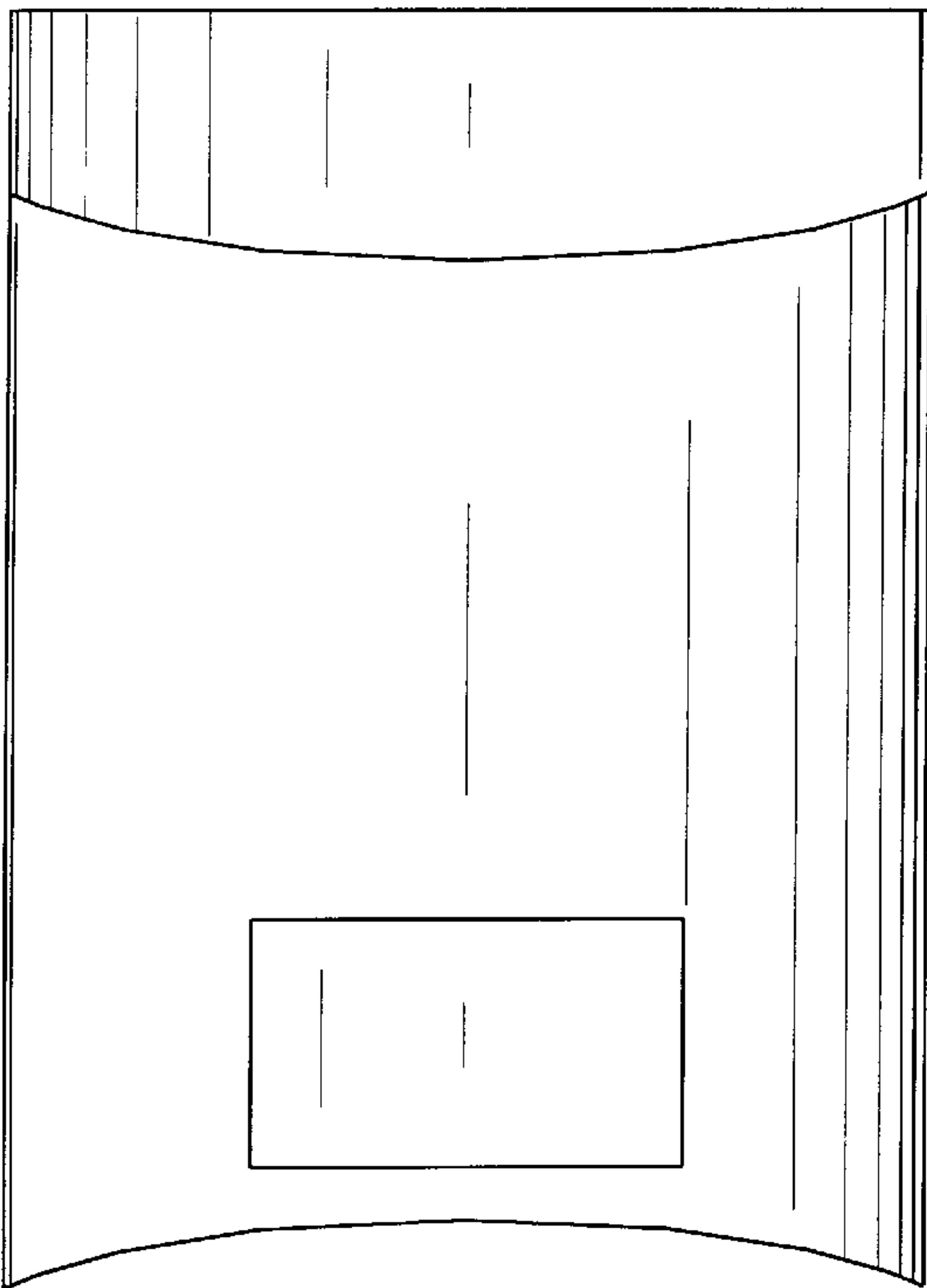


FIG. 9




FIG. 10



FIG. 11

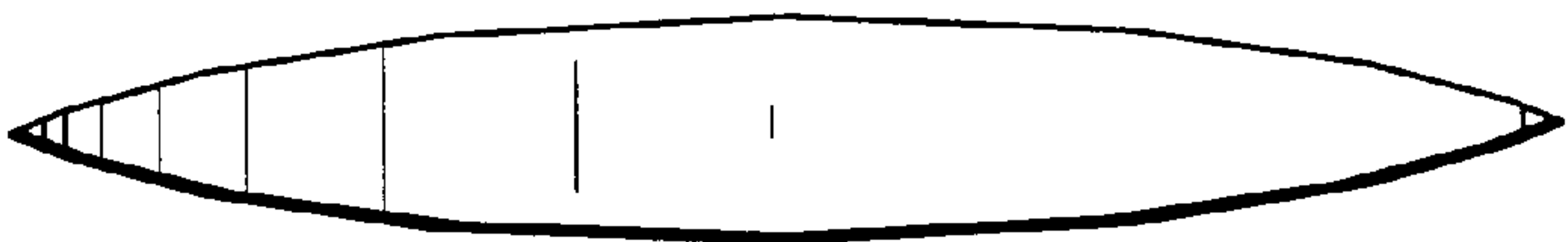


FIG. 12

