



US00D422166S

United States Patent [19] Black

[11] **Patent Number: Des. 422,166**

[45] **Date of Patent: ** Apr. 4, 2000**

[54] **TABLE**

[75] Inventor: **John E. Black**, East Grand Rapids, Mich.

[73] Assignee: **McGuire Furniture Company**, San Francisco, Calif.

[**] Term: **14 Years**

[21] Appl. No.: **29/103,509**

[22] Filed: **Apr. 15, 1999**

[51] **LOC (6) Cl.** **06-03**

[52] **U.S. Cl.** **D6/479; D6/484**

[58] **Field of Search** D6/480-489, 495, D6/499, 436, 477-479; 108/153.1, 155, 156, 161, 91, 92; 248/188, 188.1, 188.8

[56] **References Cited**

U.S. PATENT DOCUMENTS

D. 97,351 10/1935 Kipp D6/479
D. 304,789 11/1989 Scholl D6/484

OTHER PUBLICATIONS

Willow and Reed, 1974, p. 54, table at bottom left.
Calif-Asia Hermosa Rattan 1974, p. 13, cart at bottom left.
Willow and Reed, 1974, p. 83, #193 table at bottom right.

Willow and Reed, p. 12, #1424 at left.

Primary Examiner—Janice E. Seeger
Attorney, Agent, or Firm—Merchant & Gould P.C.

[57] **CLAIM**

The ornamental design for a table, as shown and described.

DESCRIPTION

FIG. 1 is a perspective view taken from the top, front and side of a table embodying my new design;

FIG. 2 is a front elevational view thereof; the rear elevational view and the right and left side views being mirror images thereof;

FIG. 3 is a top plan view thereof;

FIG. 4 is a bottom plan view thereof;

FIG. 5 is a perspective view taken from the top, front and side of a second embodiment of my new design wherein the differences are substantially a matter of height and width and the addition of wheels on the bottom of the table legs;

FIG. 6 is a front elevational view thereof; the rear elevational view and the right and left side views being mirror images thereof;

FIG. 7 is a top plan view thereof; and,

FIG. 8 is a bottom plan view thereof.

1 Claim, 8 Drawing Sheets




FIG. 1



FIG. 2



FIG. 3



FIG. 4



FIG. 5




FIG. 6




FIG. 7




FIG. 8

