



US00D422154S

United States Patent [19]

Lieberman et al.

[11] Patent Number: Des. 422,154

[45] Date of Patent: ** Apr. 4, 2000

[54] BUCKET SEAT

[75] Inventors: **Marvin S. Lieberman**, Long Island City; **Paul Calabro**, Eastchester, both of N.Y.

[73] Assignee: **Alvimar Manufacturing Co., Inc.**, Long Island City, N.Y.

[**] Term: **14 Years**

[21] Appl. No.: **29/081,737**

[22] Filed: **Jan. 8, 1998**

[51] LOC (6) Cl. **06-01**

[52] U.S. Cl. **D6/358; D6/334; D6/356**

[58] Field of Search D6/333, 334, 335, D6/336, 345, 351, 356, 358, 364, 500, 501, 502; D12/195, 316; D21/801, 803, 809; 297/232, 284.6, 452.41, 468, DIG. 8; 441/129, 130

[56] References Cited

U.S. PATENT DOCUMENTS

Re. 34,051 9/1992 Deegener et al. 297/468

D. 238,914	2/1976	Zapf	D6/334
D. 280,472	9/1985	Seto	D6/356
D. 303,046	8/1989	Miller	D6/333
D. 321,095	10/1991	Bockwoldt	D6/356
D. 356,694	3/1995	Armbrecht	D6/356
D. 396,152	7/1998	Beermann et al.	D6/356

Primary Examiner—Gary D. Watson
Attorney, Agent, or Firm—Ostrolenk, Faber, Gerb & Soffen, LLP

[57] CLAIM

The ornamental design for a bucket seat, as shown and described.

DESCRIPTION

FIG. 1 is a top, front, right side perspective view of a bucket seat showing our new design, FIG. 2 is a top, rear, left side, perspective view of FIG. 1; and, FIG. 3 is a bottom plan view thereof. The surfaces or portions of the article not shown in the drawing or described in the specification form no part of the claimed design.

1 Claim, 3 Drawing Sheets

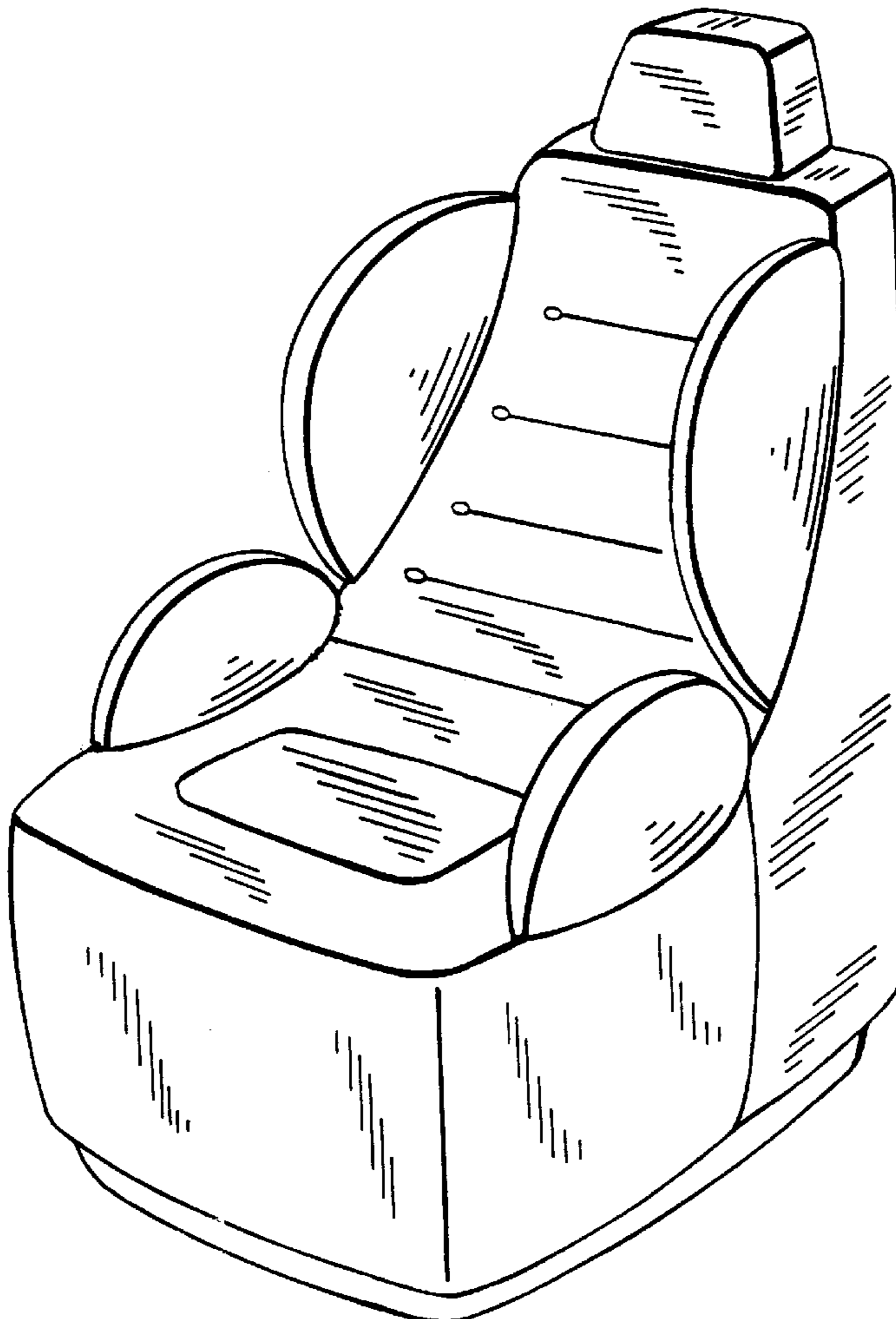


FIG. 1

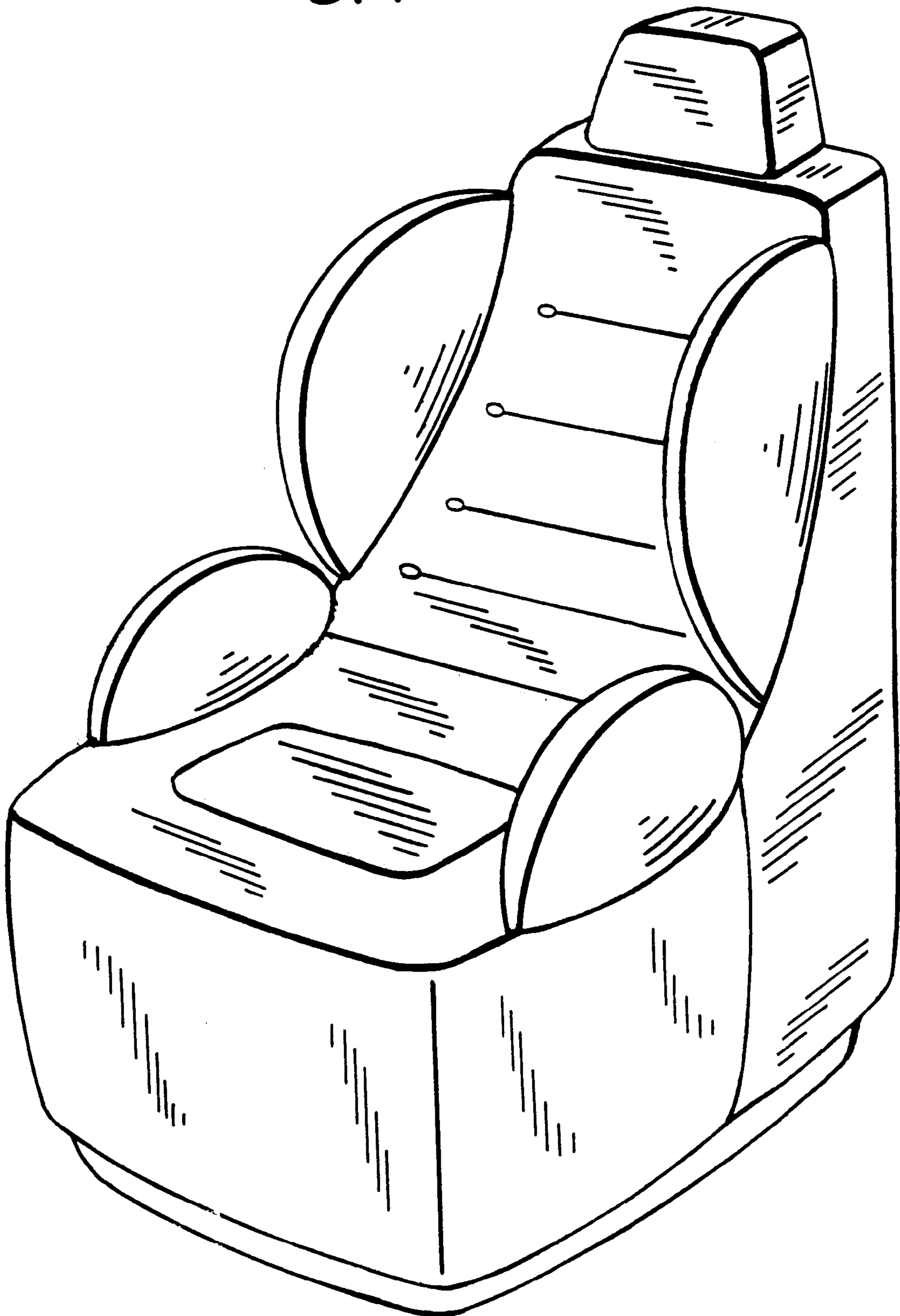


FIG. 2

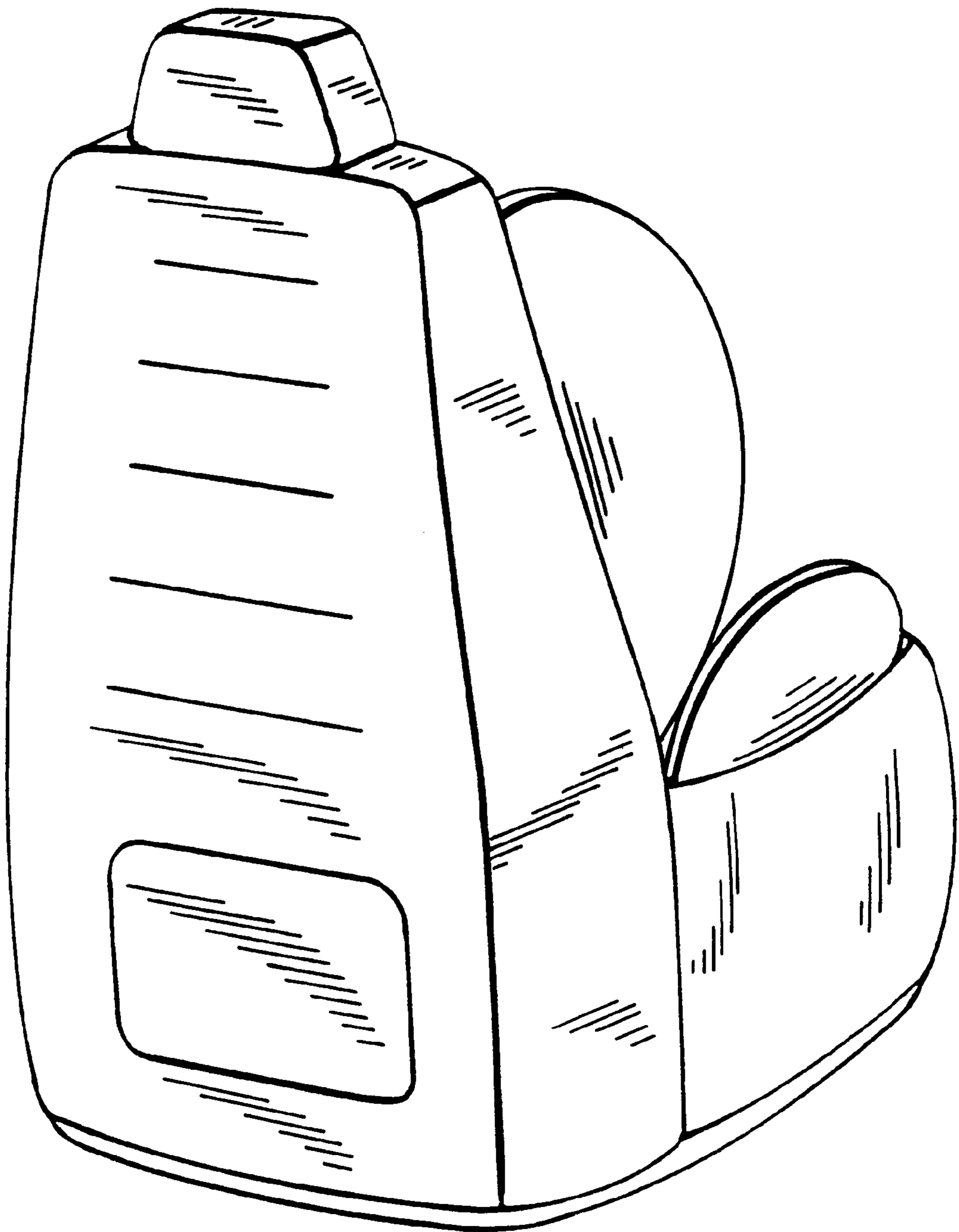


FIG. 3

