



US00D422149S

**United States Patent** [19]  
**Whitaker**

[11] **Patent Number: Des. 422,149**

[45] **Date of Patent: \*\* Apr. 4, 2000**

[54] **STAMPED HAND SHIELD FOR A BRUSH**

[75] Inventor: **Michael W. Whitaker**, Asheboro, N.C.

[73] Assignee: **WHIT Corporation**, Ramseur, N.C.

[\*\*] Term: **14 Years**

[21] Appl. No.: **29/085,523**

[22] Filed: **Mar. 25, 1998**

[51] **LOC (6) Cl.** ..... **04-99**

[52] **U.S. Cl.** ..... **D4/199**

[58] **Field of Search** ..... D4/113, 116, 129,  
D4/138, 199; 15/246, 248.1; 280/821; D20/28;  
229/74, 75

[56] **References Cited**

**U.S. PATENT DOCUMENTS**

D. 260,822	9/1981	Sapronetti	.....	D4/116
4,516,870	5/1985	Nakazato	.	
4,657,282	4/1987	Koch	.....	280/821

*Primary Examiner*—Alan P. Douglas  
*Assistant Examiner*—Lavone D. Tabor

*Attorney, Agent, or Firm*—Griffin, Butler, Whisenhunt & Szipl, LLP

[57] **CLAIM**

The ornamental design for a stamped hand shield for a brush, as shown and described.

**DESCRIPTION**

FIG. 1 is a top plan view of a stamped hand shield for a brush when lying flat in accordance with the design of this invention, a bottom plan view having an identical appearance;

FIG. 2 is an isometric view of the stamped hand shield for a brush of FIG. 1 mounted on a grill brush;

FIG. 3 is a bottom plan view of the structure of FIG. 2; and, FIG. 4 is a side elevational view of the stamped hand shield for a brush of FIG. 1, an opposite side view having an identical appearance.

The broken lines showing the looped connectors in FIGS. 1-4 and the grill brush in FIGS. 2-3 are for illustrative purposes only and form no part of the claimed design.

**1 Claim, 2 Drawing Sheets**

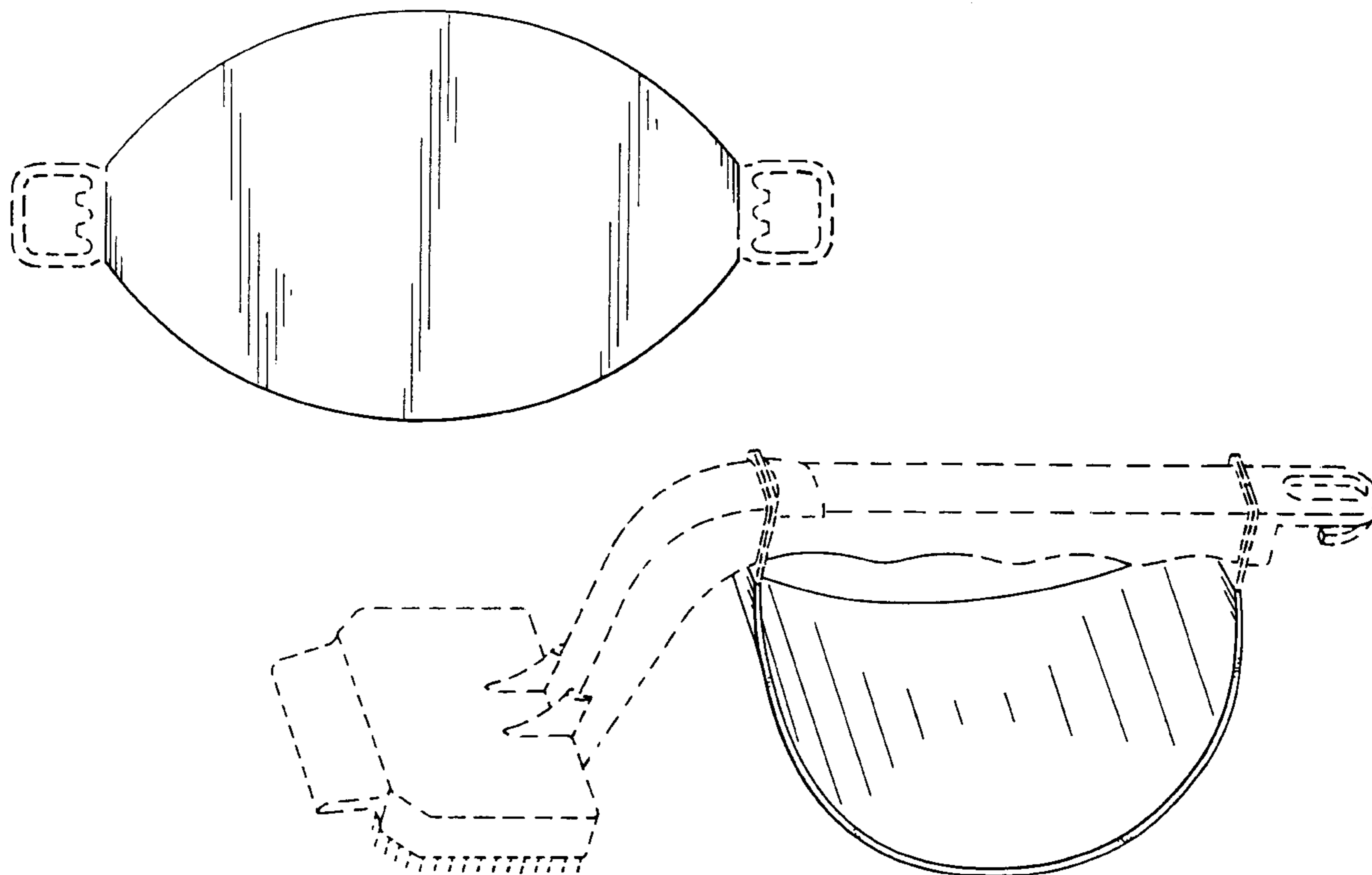


FIG. 1

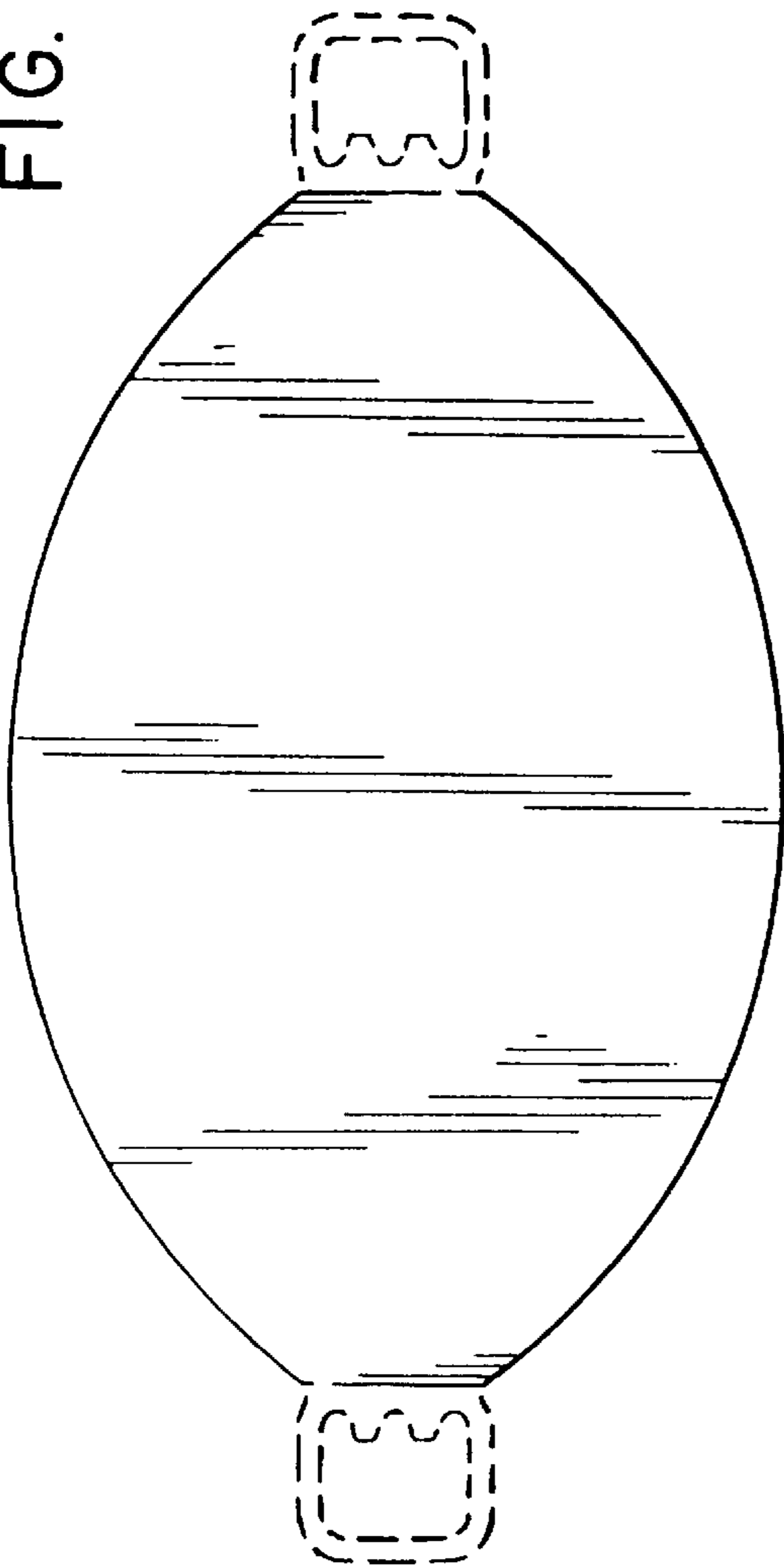


FIG. 2

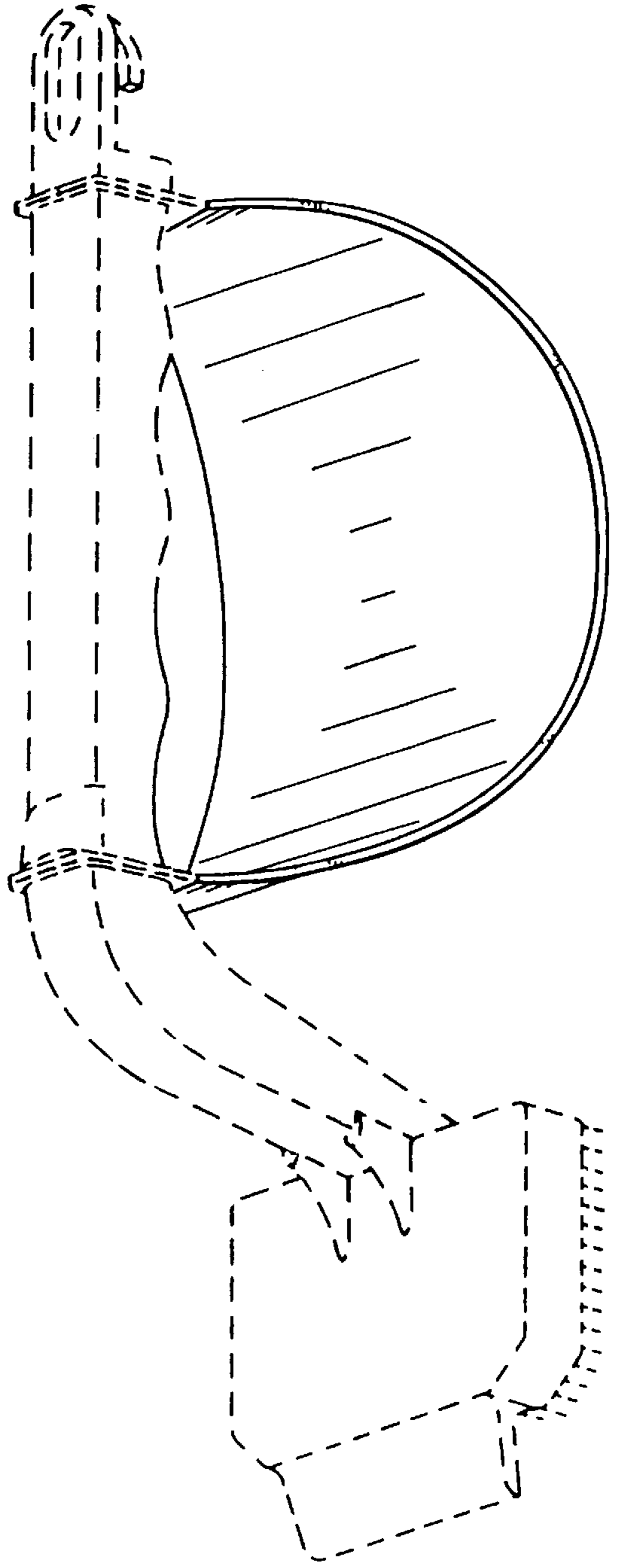


FIG. 3

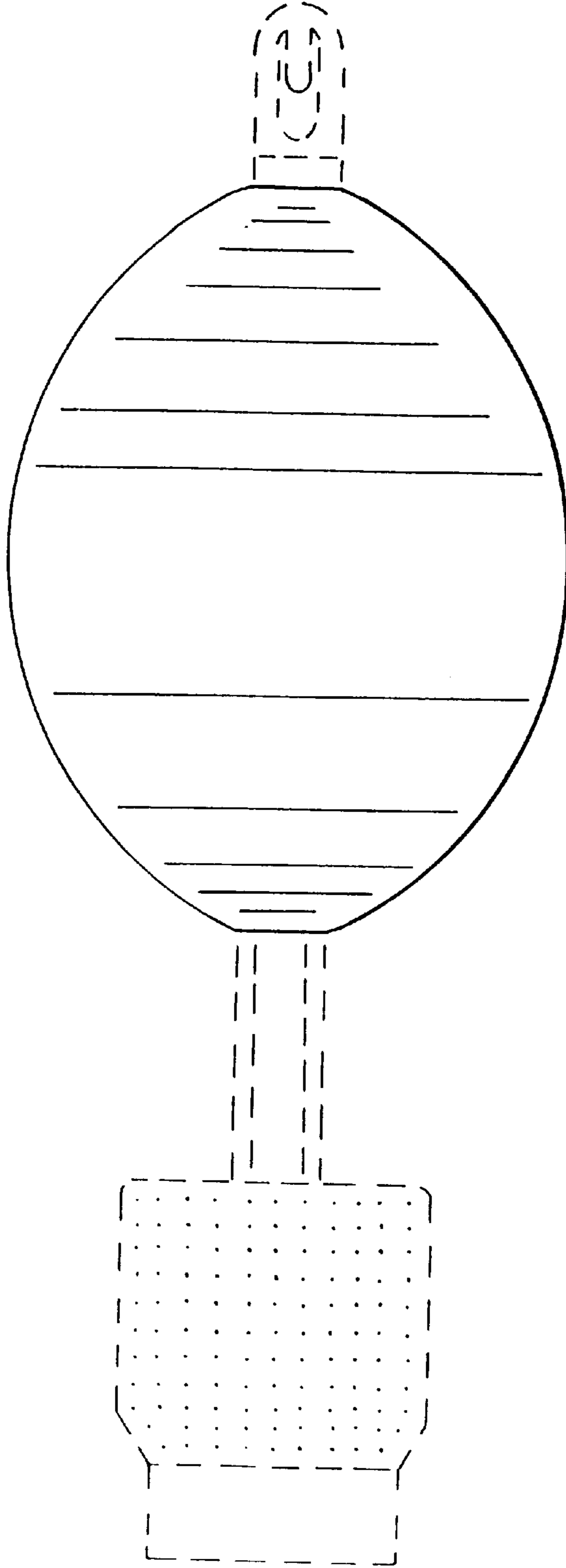


FIG. 4

