



US00D422130S

United States Patent [19] Doxey

[11] Patent Number: Des. 422,130

[45] Date of Patent: ** Apr. 4, 2000

[54] **SIDE ELEMENT OF A SHOE UPPER**

[75] Inventor: **Andre Doxey**, Beaverton, Oreg.

[73] Assignee: **Nike, Inc.**, Beaverton, Oreg.

[**] Term: **14 Years**

[21] Appl. No.: **29/100,411**

[22] Filed: **Feb. 8, 1999**

[51] **LOC (6) Cl.** **02-99**

[52] **U.S. Cl.** **D2/972**

[58] **Field of Search** D2/896, 902, 907,
D2/910, 969, 972, 973; 36/83, 113, 126-131,
45, 50.1

[56] **References Cited**

U.S. PATENT DOCUMENTS

- D. 361,883 9/1995 Adams et al. .
- D. 369,459 5/1996 Feller .
- D. 375,401 11/1996 Cooper D2/972
- D. 393,348 4/1998 Backus .
- D. 393,349 4/1998 Backus .
- D. 394,147 5/1998 Schenone .
- D. 397,856 9/1998 Smith, III .
- D. 398,770 9/1998 Lozano .
- D. 401,052 11/1998 Lozano .
- D. 401,754 12/1998 Mervar .
- D. 404,906 2/1999 Backus D2/972

OTHER PUBLICATIONS

- “Nike Footwear Catalog,” Spring 1993, published Jun. 1, 1992 (pp. 30, 124, 126, 136, 138), Beaverton, Oregon.
- “Nike Footwear Catalog,” Spring 1994, published Jun. 1, 1993 (pp. 30, 44, 48, 54, 66, 110, 162), Beaverton, Oregon.
- “Nike Footwear Catalog,” Fall 1994, published Nov. 1, 1993 (pp. 34, 36, 42, 120), Beaverton, Oregon.
- “Nike Footwear Catalog,” Spring 1995, published Jun. 1, 1994 (p. 3), Beaverton, Oregon.

“Nike Footwear Catalog,” Holiday 1995, published Mar. 1, 1995 (pp. 7, 70), Beaverton, Oregon.

“Nike Footwear Catalog,” Spring 1996, published Aug. 1, 1995 (pp. 15, 16, 149), Beaverton, Oregon.

“Nike Footwear Catalog” Fall 1998, published Nov. 1, 1997 (pp. M30, W92), Beaverton, Oregon.

“Nike Footwear Catalog” Holiday 1998, published Feb. 1, 1998 (p. M28), Beaverton, Oregon.

“Nike Footwear Catalog” Spring 1999, published Jun. 1, 1998 (pp. M3, M39, M47, M73, W21, W28, W36, W38, W45, W61, W107, W110, W113, W114), Beaverton Oregon.

“Nike Footwear Catalog” Golf 1999, published Jun. 1, 1998 (p. 28), Beaverton, Oregon.

Primary Examiner—Dominic Simone
Attorney, Agent, or Firm—Trask, Britt & Rossa

[57] **CLAIM**

The ornamental design for a side element of a shoe upper, as shown and described.

DESCRIPTION

FIG. 1 is a perspective view of the side element of a shoe upper showing my new design;

FIG. 2 is a side elevational view of the side element of a shoe upper shown in FIG. 1;

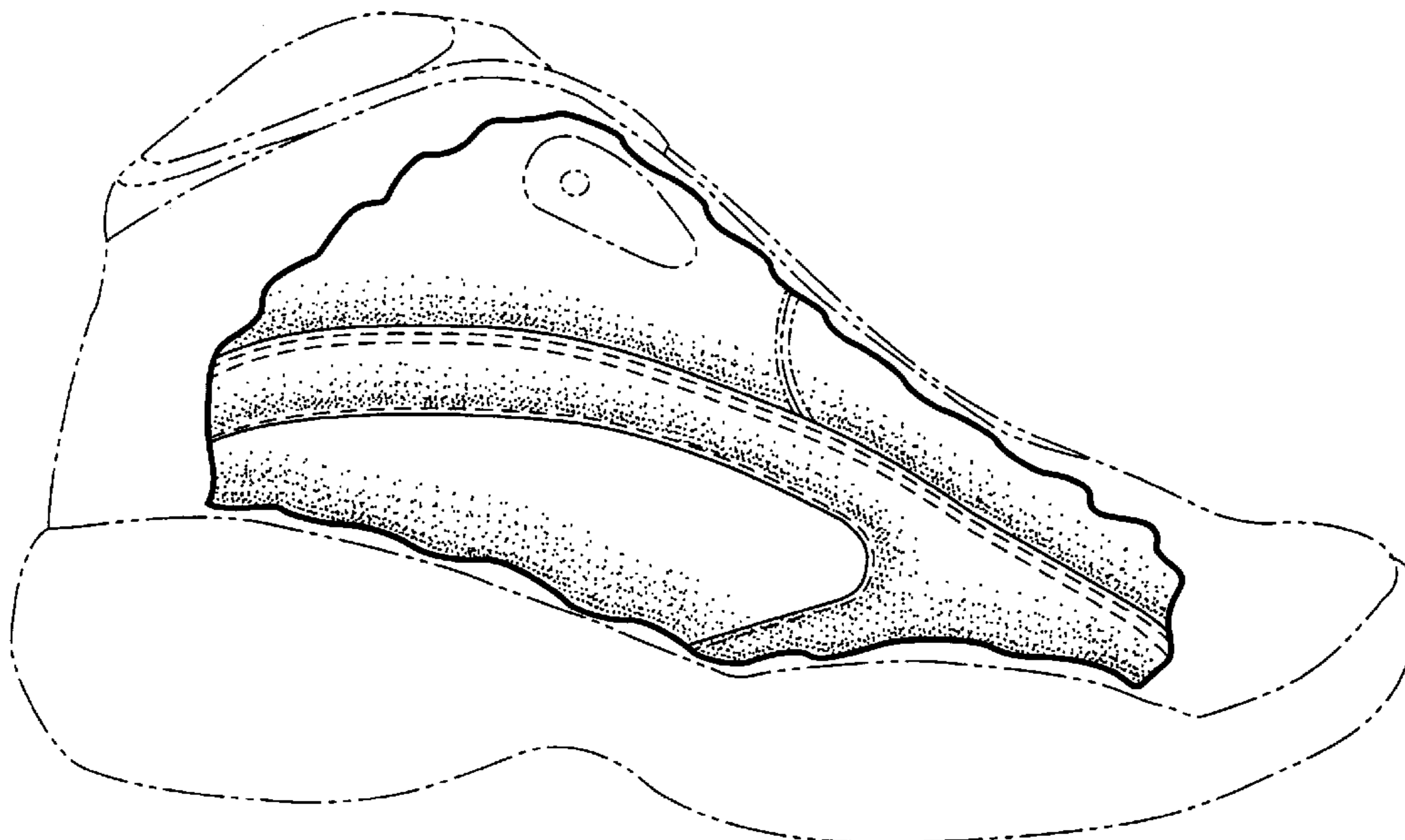
FIG. 3 is a front elevational view of the side element of a shoe upper shown in FIG. 1;

FIG. 4 is a rear elevational view of the side element of a shoe upper shown in FIG. 1; and,

FIG. 5 is a top plan view of the side element of a shoe upper shown in FIG. 1.

The phantom line showing a portion of a shoe in FIGS. 1-5 is for illustrative purposes only and forms no part of the claimed design.

1 Claim, 2 Drawing Sheets



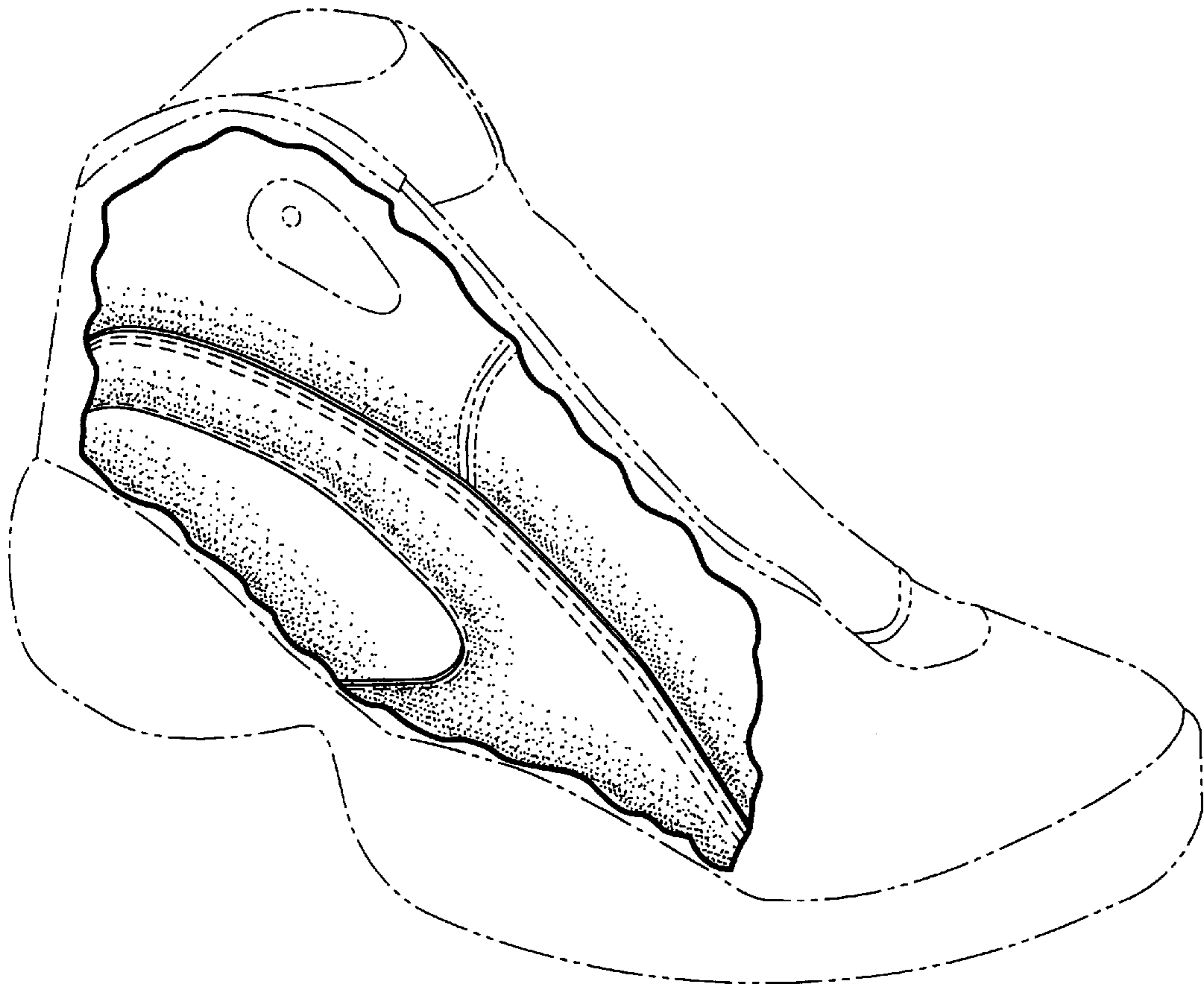


Fig. 1

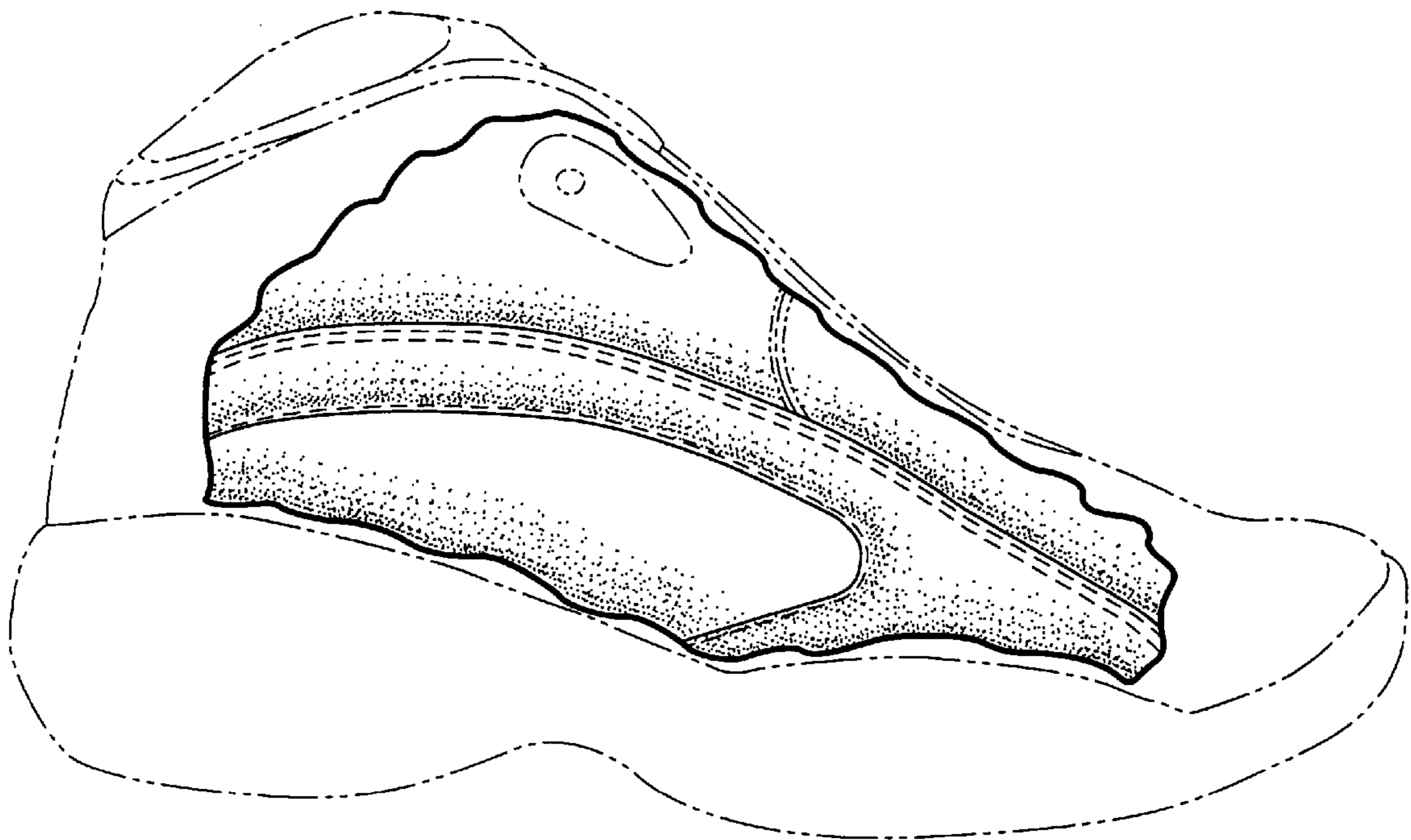


Fig. 2

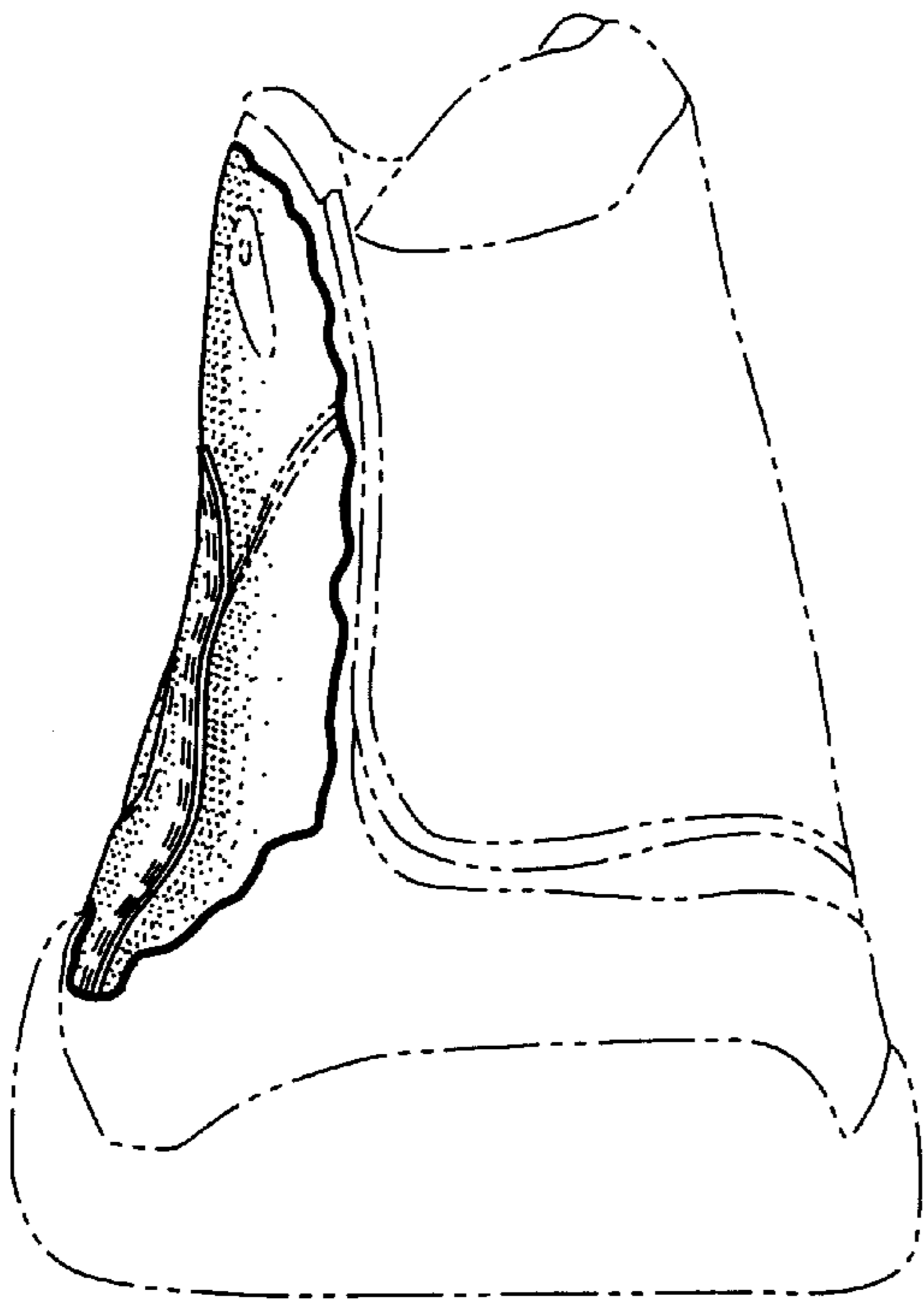


Fig. 3

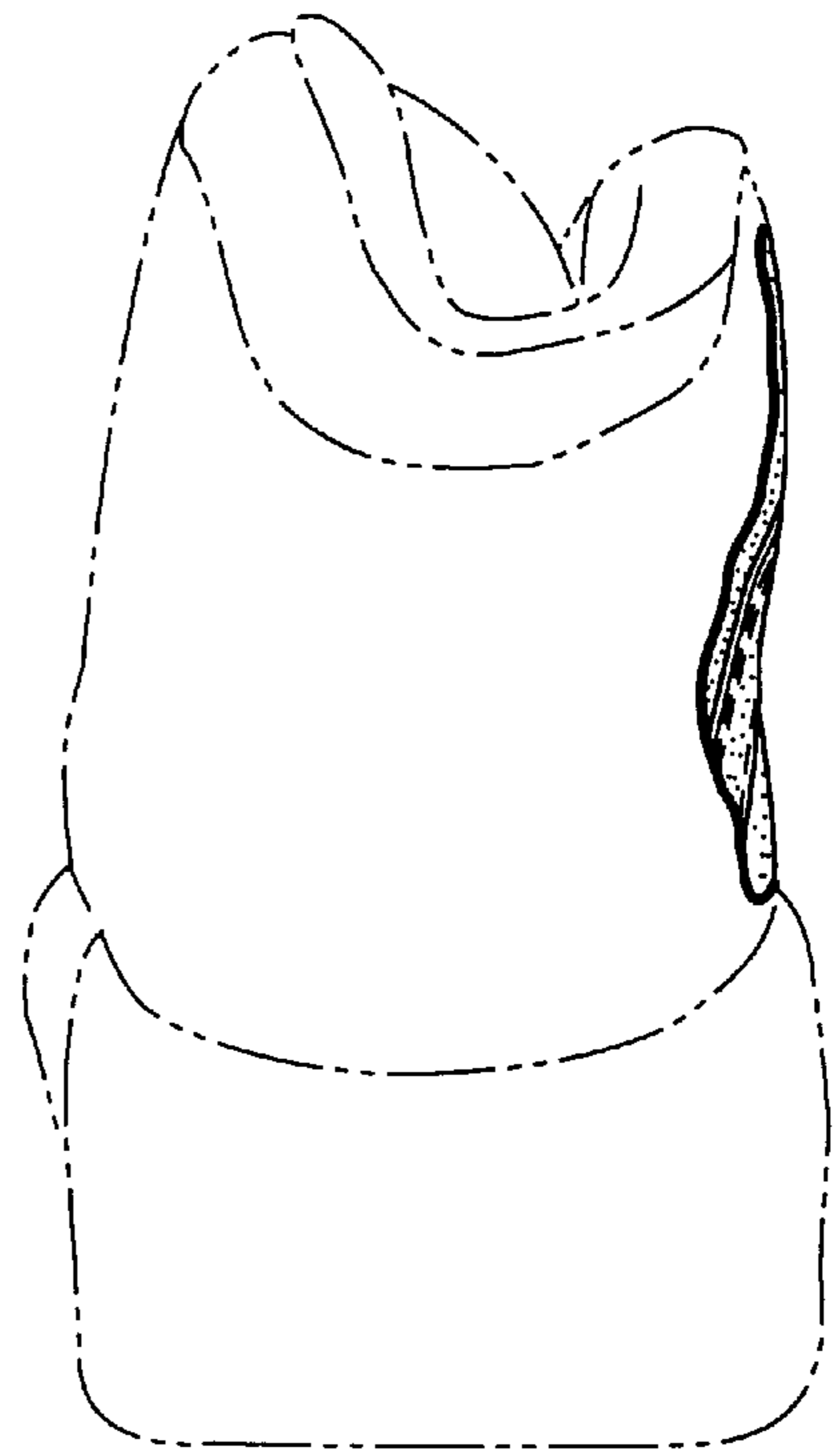


Fig. 4

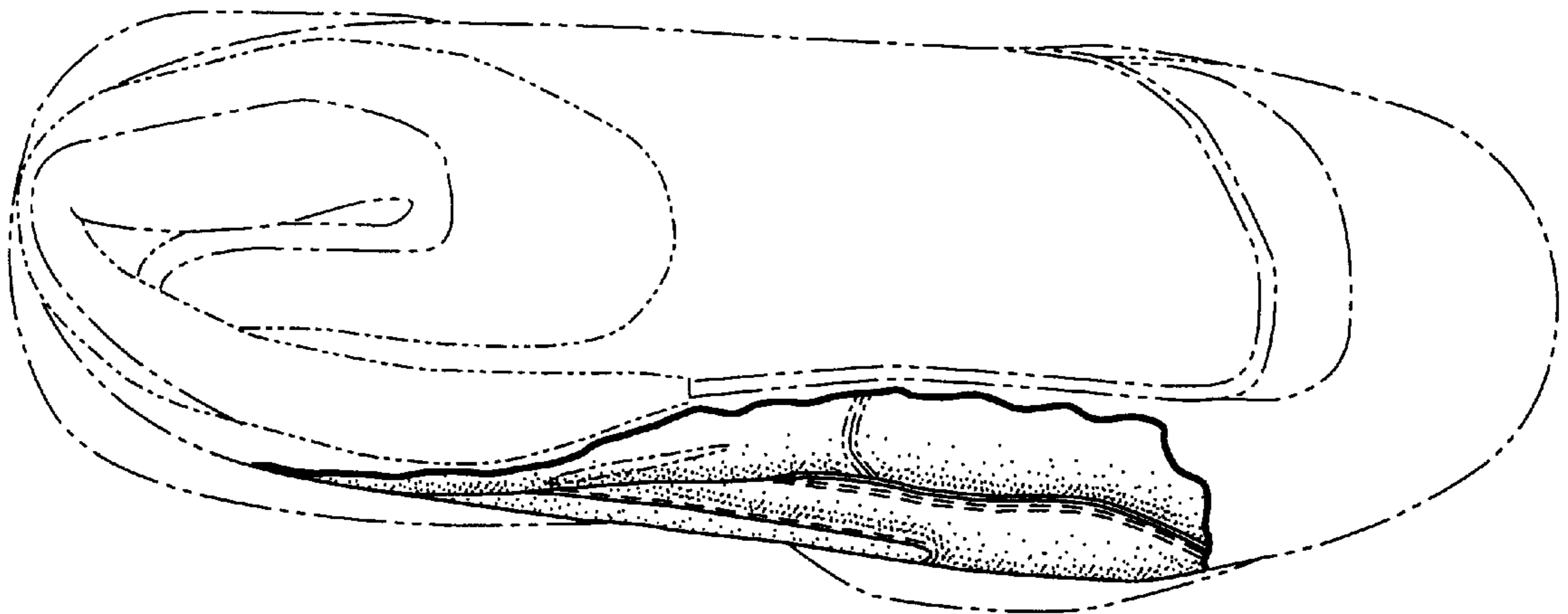


Fig. 5