



US00D422125S

United States Patent [19]
Sneed et al.

[11] **Patent Number: Des. 422,125**
[45] **Date of Patent: ** Mar. 28, 2000**

[54] **SNOW AND ICE SCRAPER**
[75] Inventors: **Donald G. Sneed**, Overland Park;
Kenneth M. Motush, Emporia, both of
Kans.
[73] Assignee: **Hopkins Manufacturing Corporation**,
Emporia, Kans.
[**] Term: **14 Years**
[21] Appl. No.: **29/101,953**
[22] Filed: **Mar. 15, 1999**
[51] **LOC (6) Cl.** **07-05**
[52] **U.S. Cl.** **D32/49**
[58] **Field of Search** D32/40, 46, 48,
D32/49; 15/236.01, 236.02, 236.05, 236.06,
236.08; 30/169; D8/107

D. 364,720 11/1995 Francis et al. D32/49
511,769 1/1894 Gladding .
1,887,913 1/1932 Bell .
2,719,995 10/1955 Hohenstein .
2,792,584 5/1957 Fryda .
3,017,649 1/1962 Racicot .
3,051,975 9/1962 Schwartz .
3,070,823 1/1963 Heinig 15/236.02 X
4,041,564 8/1977 Schlicher .
4,305,175 12/1981 Burgess, Jr. 15/236.02
4,719,660 1/1988 Hopkins .
4,984,324 1/1991 Farris 15/236.05

Primary Examiner—Alan P. Douglas
Assistant Examiner—Lavone D. Tabor
Attorney, Agent, or Firm—Hovey, Williams, Timmons &
Collins

[57] **CLAIM**

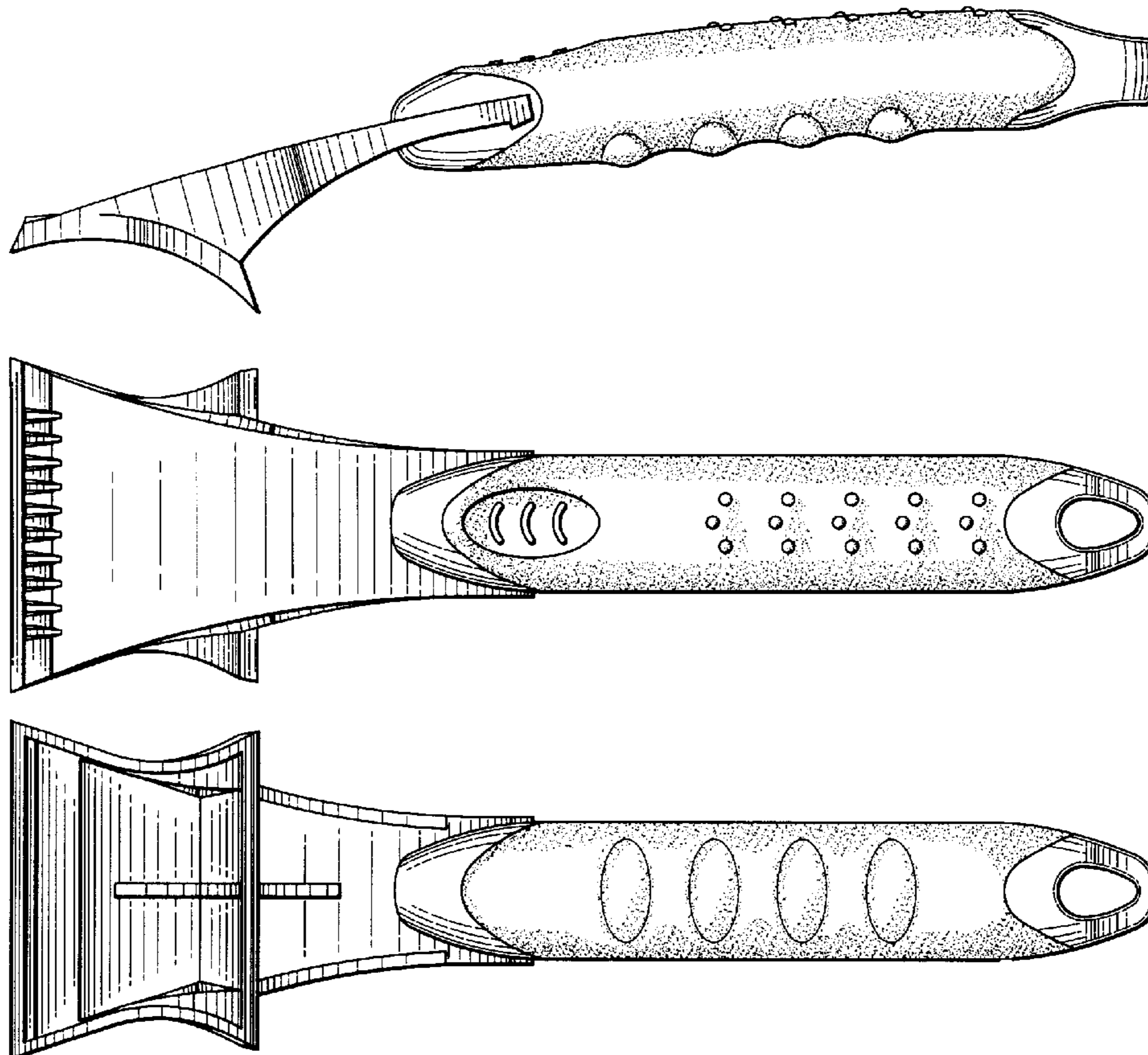
The ornamental design for a snow and ice scraper, as shown
and described.

[56] **References Cited**
U.S. PATENT DOCUMENTS
146,713 1/1874 Ryan .
D. 258,779 4/1981 Hopkins et al. .
D. 265,269 7/1982 Frantz .
D. 269,054 5/1983 Bauer .
D. 327,368 6/1992 Zierhut .
D. 335,771 5/1993 Mallory et al. D32/42 X
D. 336,783 6/1993 Hopkins et al. .
D. 337,436 7/1993 Hopkins .
D. 345,057 3/1994 Hopkins et al. .

DESCRIPTION

FIG. 1 is a left side elevational view of a snow and ice
scraper embodying our design, with the right side eleva-
tional view of the scraper being a mirror image thereof;
FIG. 2 is a top plan view of the snow and ice scraper;
FIG. 3 is a bottom plan view of the snow and ice scraper;
FIG. 4 is a front elevational view of the snow and ice
scraper; and,
FIG. 5 is a rear elevational view of the snow and ice scraper.

1 Claim, 1 Drawing Sheet



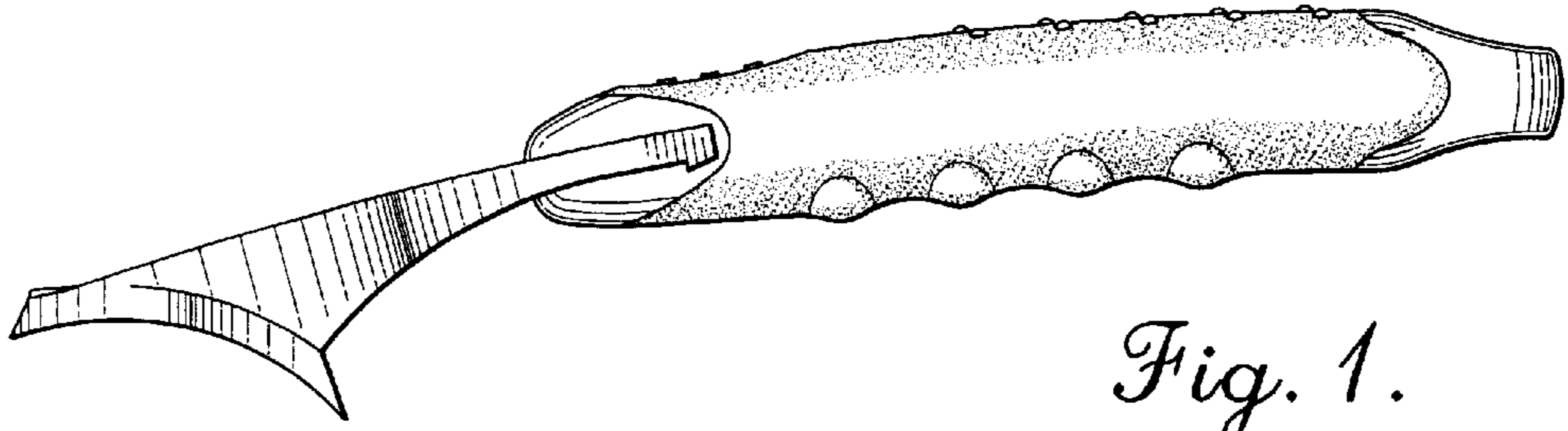


Fig. 1.

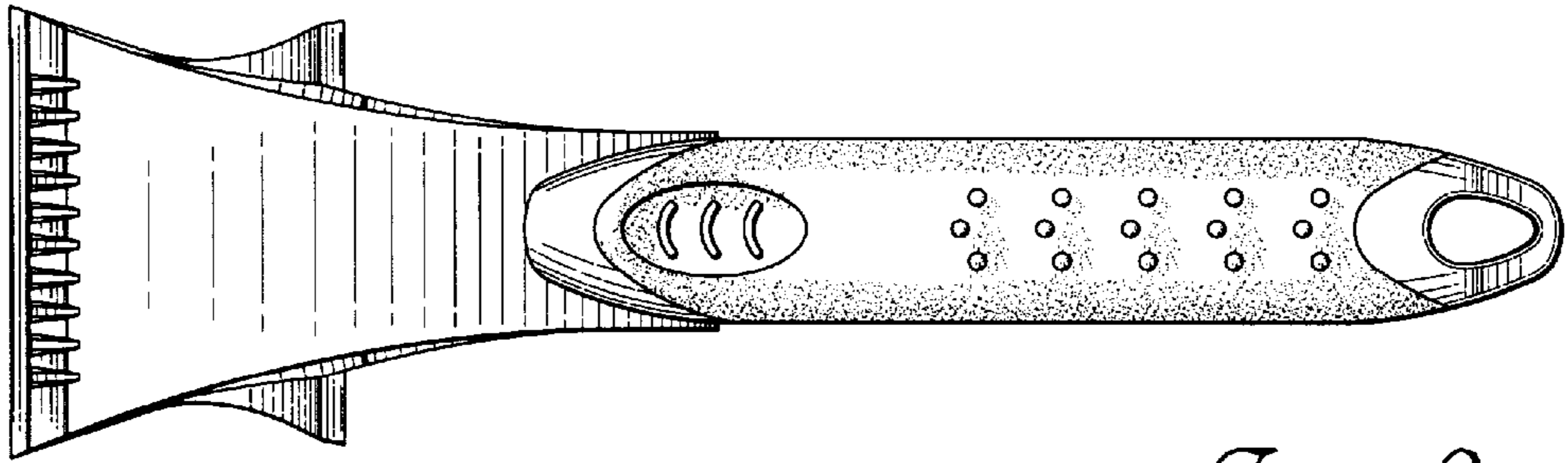


Fig. 2.

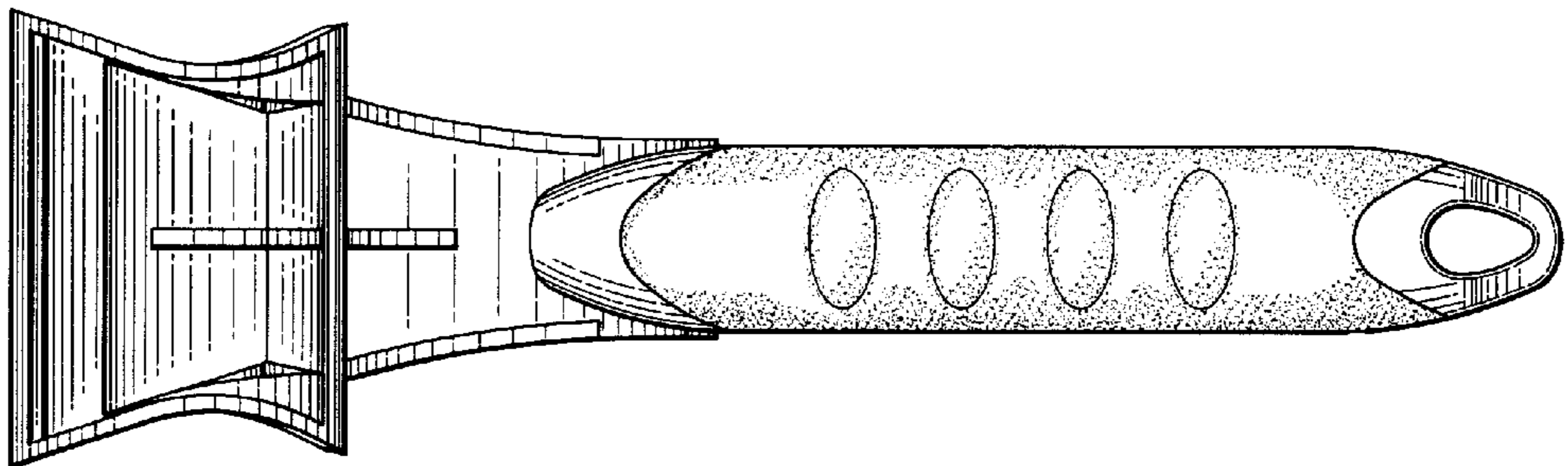


Fig. 3.

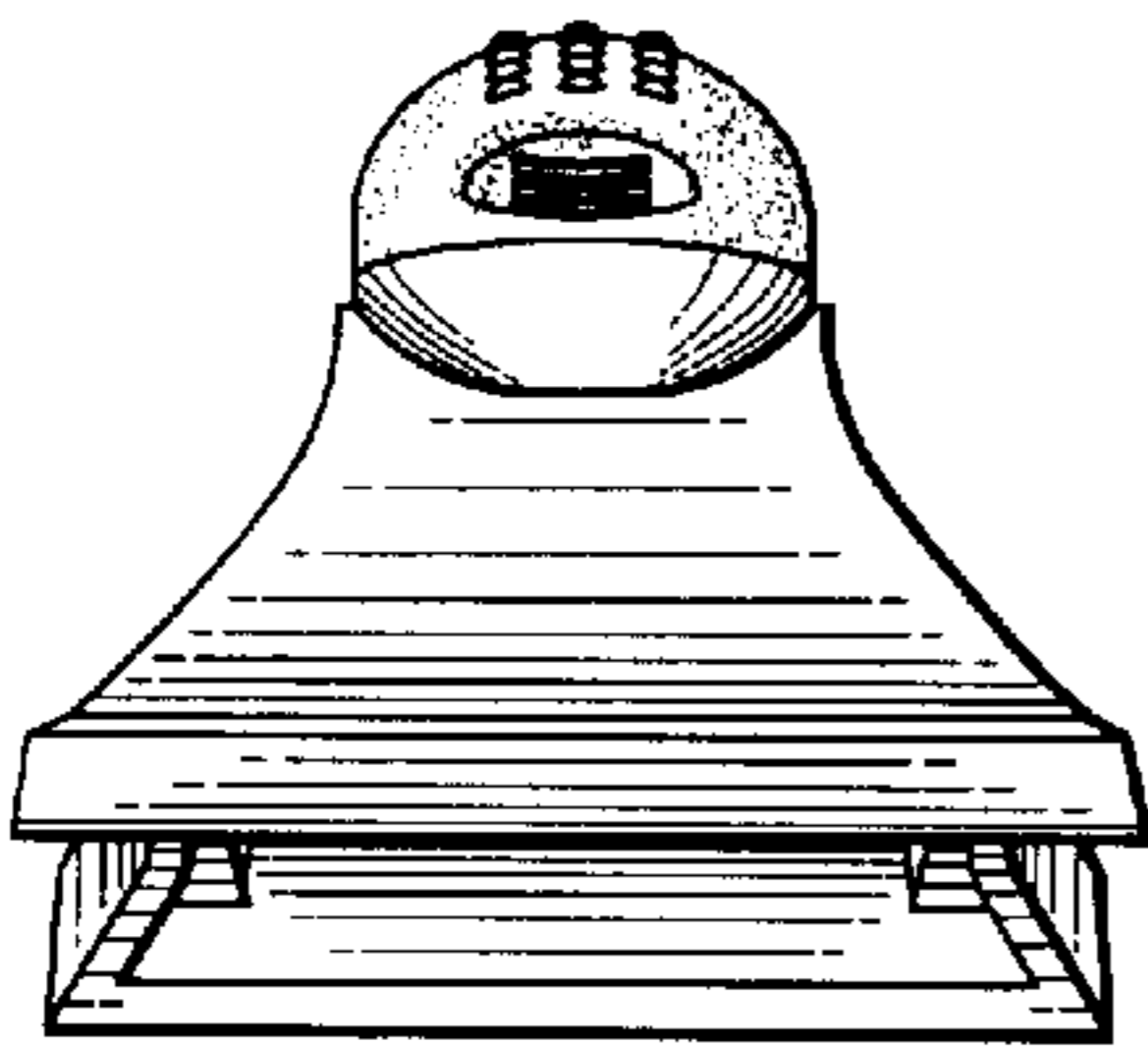


Fig. 4.

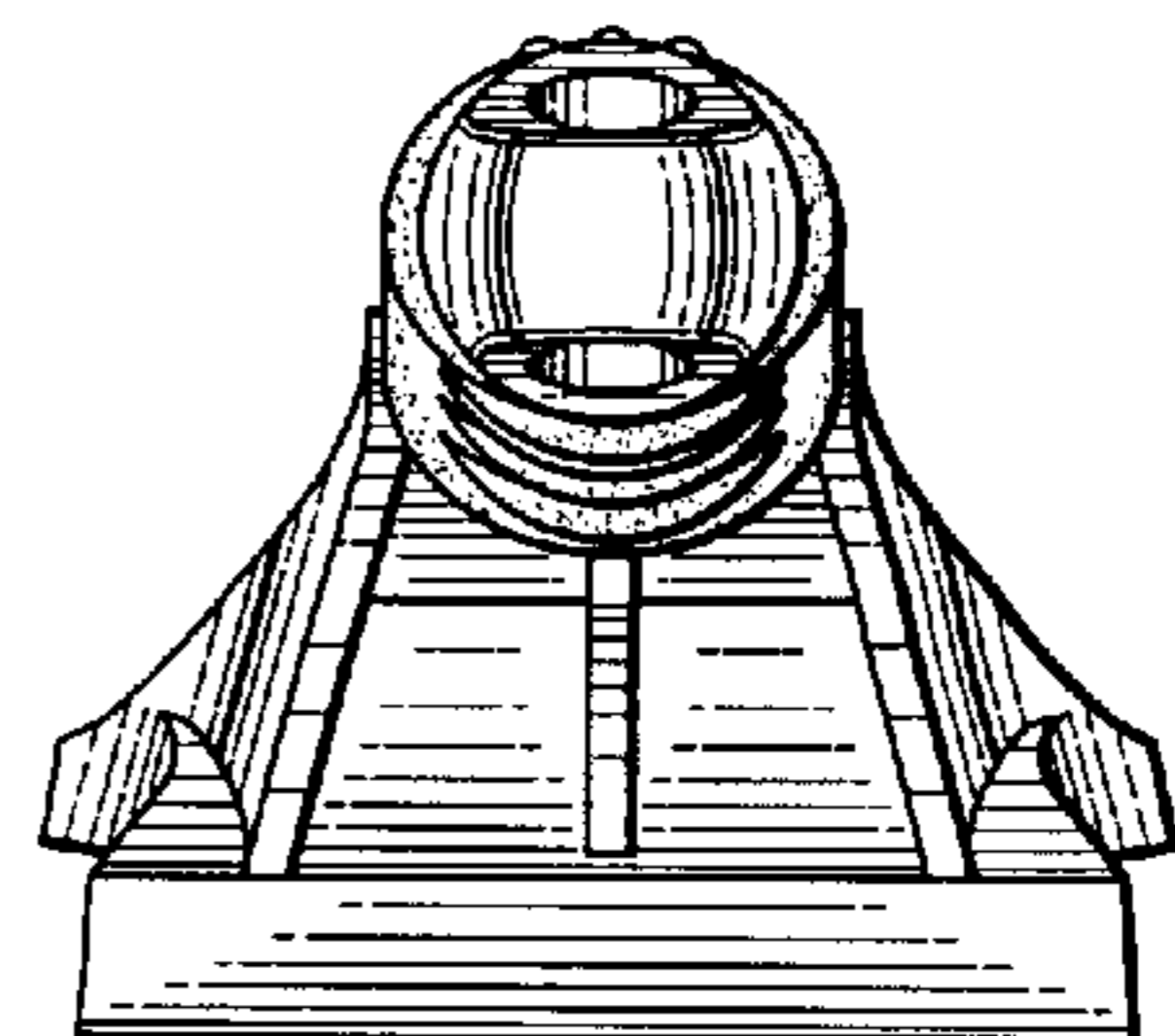


Fig. 5.