



US00D422095S

United States Patent [19]

Thagard, III et al.

[11] Patent Number: Des. 422,095

[45] Date of Patent: ** Mar. 28, 2000

[54] RIDGE CAP ROOFING SHINGLE

[75] Inventors: George F. Thagard, III, Coto De Caza; Casey G. Tzeng, Irvine, both of Calif.

[73] Assignee: Fontana Paper Mills, Inc., Fontana, Calif.

[**] Term: 14 Years

[21] Appl. No.: 29/088,427

[22] Filed: May 22, 1998

[51] LOC (6) Cl. 25-01

[52] U.S. Cl. D25/139

[58] Field of Search 52/57, 43, 47; D25/139

[56] References Cited

U.S. PATENT DOCUMENTS

4,015,374	4/1977	Epstein et al. .	
4,343,589	8/1982	Freiborg .	
4,907,499	3/1990	James .	
4,920,721	5/1990	Pressutti et al.	52/518
5,174,076	12/1992	Schiedegger et al. .	
5,295,340	3/1994	Collins .	
5,365,711	11/1994	Pressutti et al.	52/518
5,611,186	3/1997	Weaver .	

Primary Examiner—Doris Clark
Attorney, Agent, or Firm—Knobbe, Martens, Olson & Bear LLP

[57] CLAIM

The ornamental design for a ridge cap roofing shingle, as shown and described.

DESCRIPTION

FIG. 1 is a perspective view of the bottom of a ridge cap roofing shingle configured in accordance with a preferred embodiment of the present invention in a fully laid open position;

FIG. 2 is a perspective view of the top of the ridge cap roofing shingle of FIG. 1 in a partially laid open position such that the shingle can substantially reproduce the contour of a roof ridge;


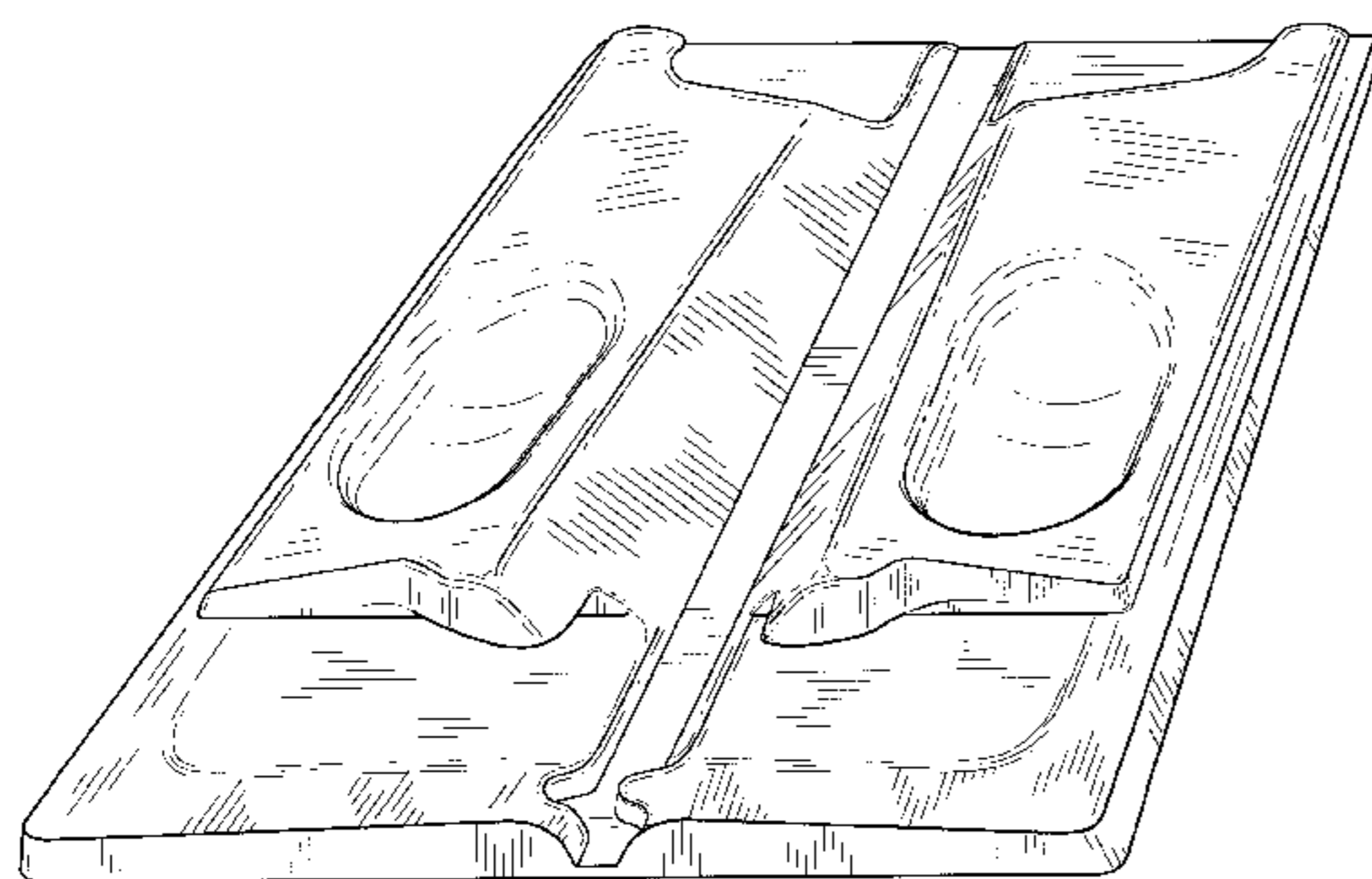
FIG. 3 is a bottom plan view of the ridge cap roofing shingle of FIG. 1;

FIG. 4 is a right side elevational view of the ridge cap roofing shingle of FIG. 1; a left side elevational view is the mirror image of the right side elevational view of FIG. 4;

FIG. 5 is a front elevational view of the ridge cap roofing shingle of FIG. 1; and,

FIG. 6 is a rear elevational view of the ridge cap roofing shingle of FIG. 1 with the top of the shingle facing downward.

1 Claim, 6 Drawing Sheets






FIG. 1

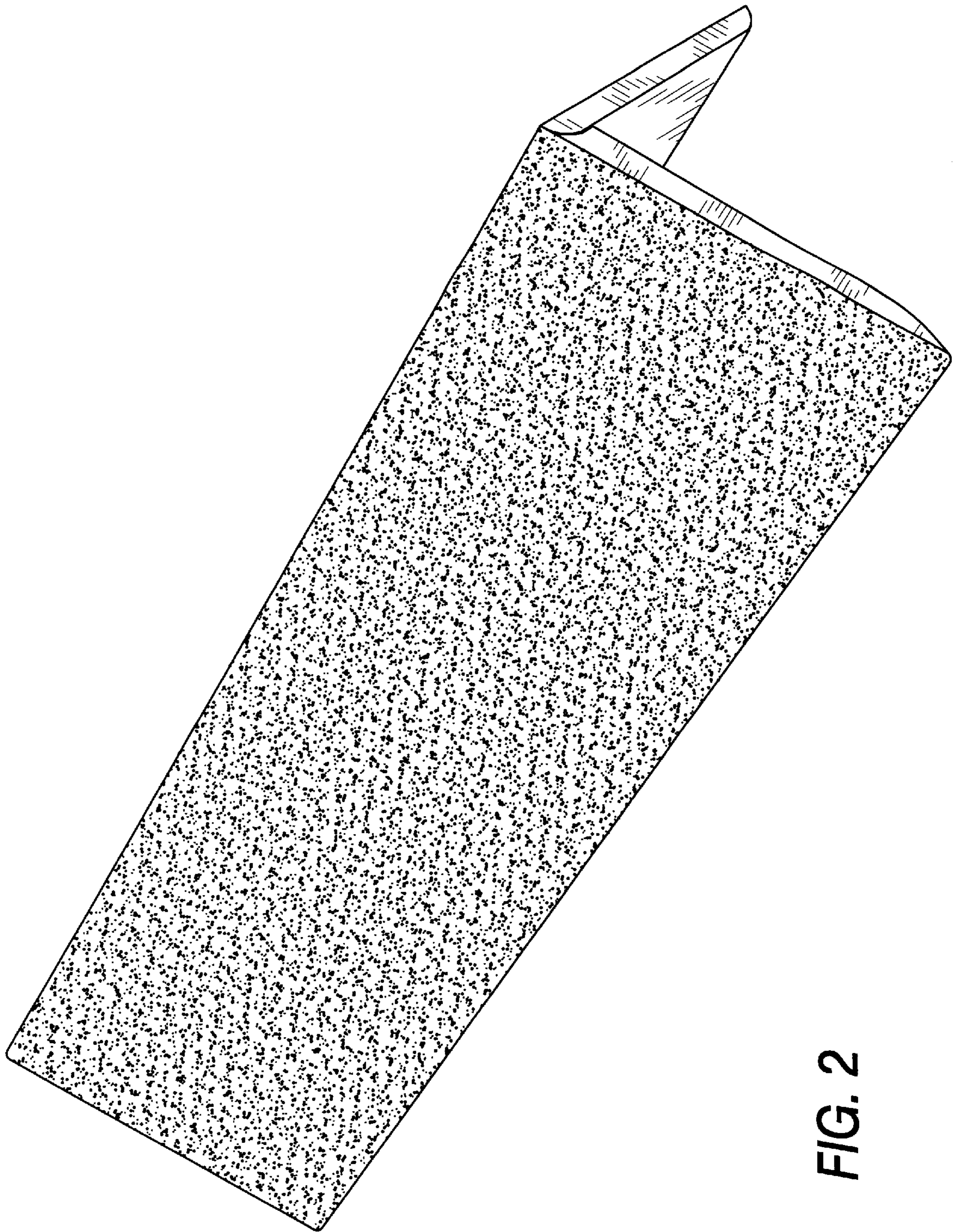


FIG. 2

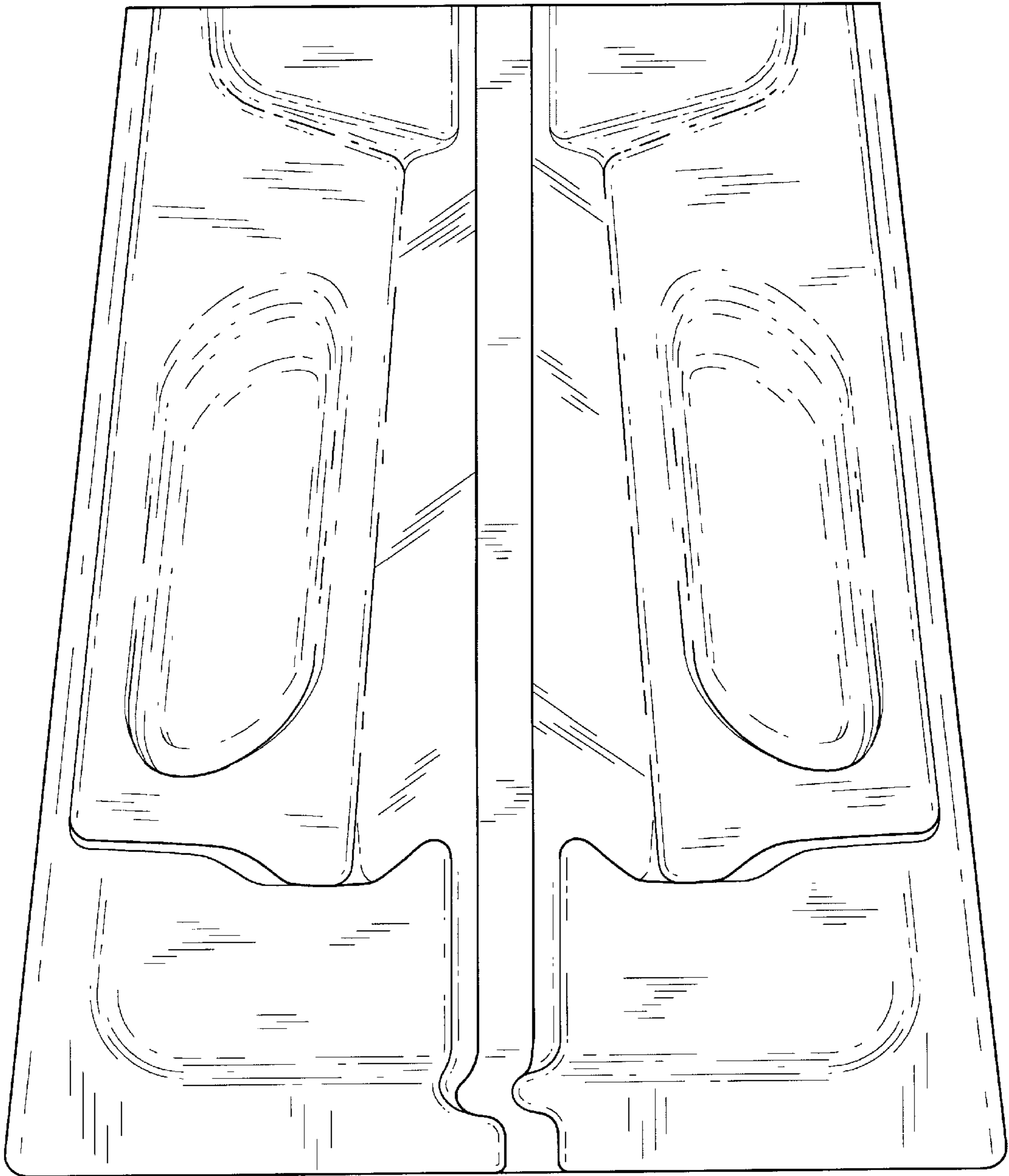


FIG. 3

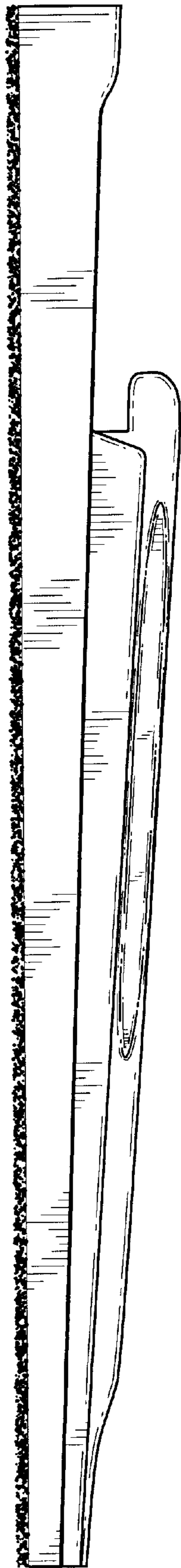


FIG. 4

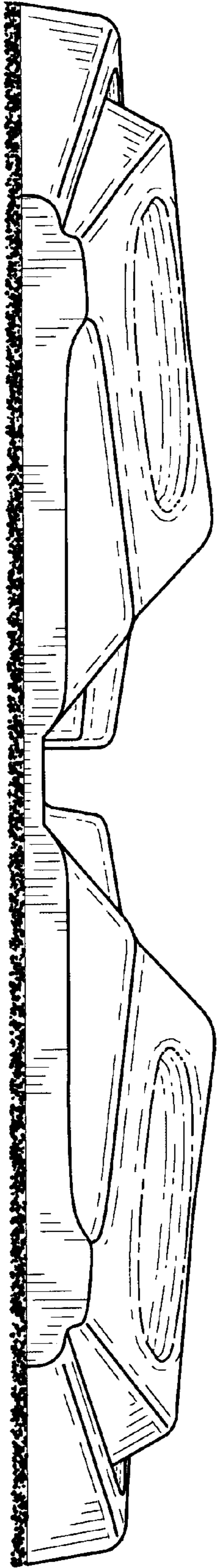


FIG. 5

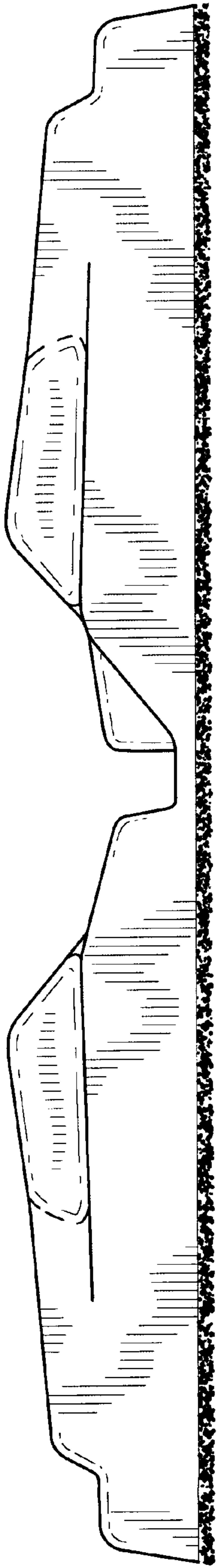


FIG. 6