



US00D422094S

**United States Patent** [19]  
**Wolfrum**

[11] **Patent Number: Des. 422,094**

[45] **Date of Patent: \*\* Mar. 28, 2000**

[54] **FOUNDATION PANEL**

[76] Inventor: **Daryl R. Wolfrum**, 607 Pioneer Rd.,  
Grand Junction, Colo. 81504

[\*\*] Term: **14 Years**

[21] Appl. No.: **29/105,181**

[22] Filed: **May 19, 1999**

**Related U.S. Application Data**

[62] Division of application No. 29/081,102, Dec. 24, 1997.

[51] **LOC (6) Cl.** ..... **25-01**

[52] **U.S. Cl.** ..... **D25/138**

[58] **Field of Search** ..... D25/138, 157;  
52/293.3, 293.1, 292, DIG. 3, 169.12, 311.1

[56] **References Cited**

**U.S. PATENT DOCUMENTS**

D. 354,821	1/1995	Janesky	.....	D25/138
2,539,279	1/1951	Shannon	.....	52/293.3
5,638,651	6/1997	Ford	.....	52/293.3

*Primary Examiner*—Doris Clark  
*Attorney, Agent, or Firm*—Brian D. Smith, P.C.

[57] **CLAIM**

The ornamental design for my foundation panel, as shown and described.

**DESCRIPTION**

FIG. 1 is a perspective view showing my new design for a foundation panel;

FIG. 2 is a left side elevational view of the foundation panel of FIG. 1;

FIG. 3 is a right side elevational view of the foundation panel of FIG. 1;

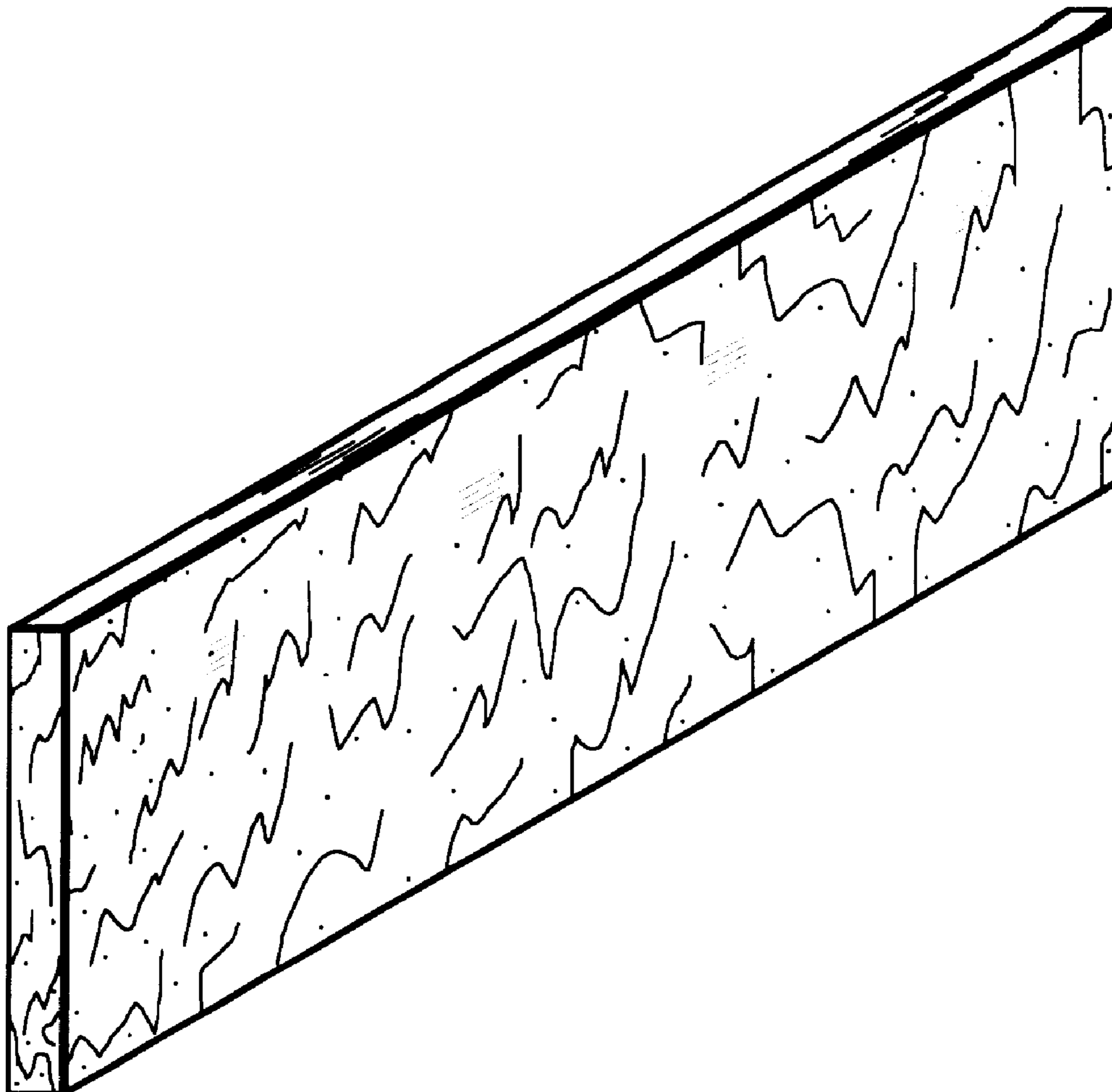
FIG. 4 is a top plan view of the foundation panel of FIG. 1;

FIG. 5 is a rear elevational view of the foundation panel of FIG. 1;

FIG. 6 is a bottom plan view of the foundation panel of FIG. 1; and,

FIG. 7 is a front elevational view of the foundation panel of FIG. 1.

**1 Claim, 1 Drawing Sheet**



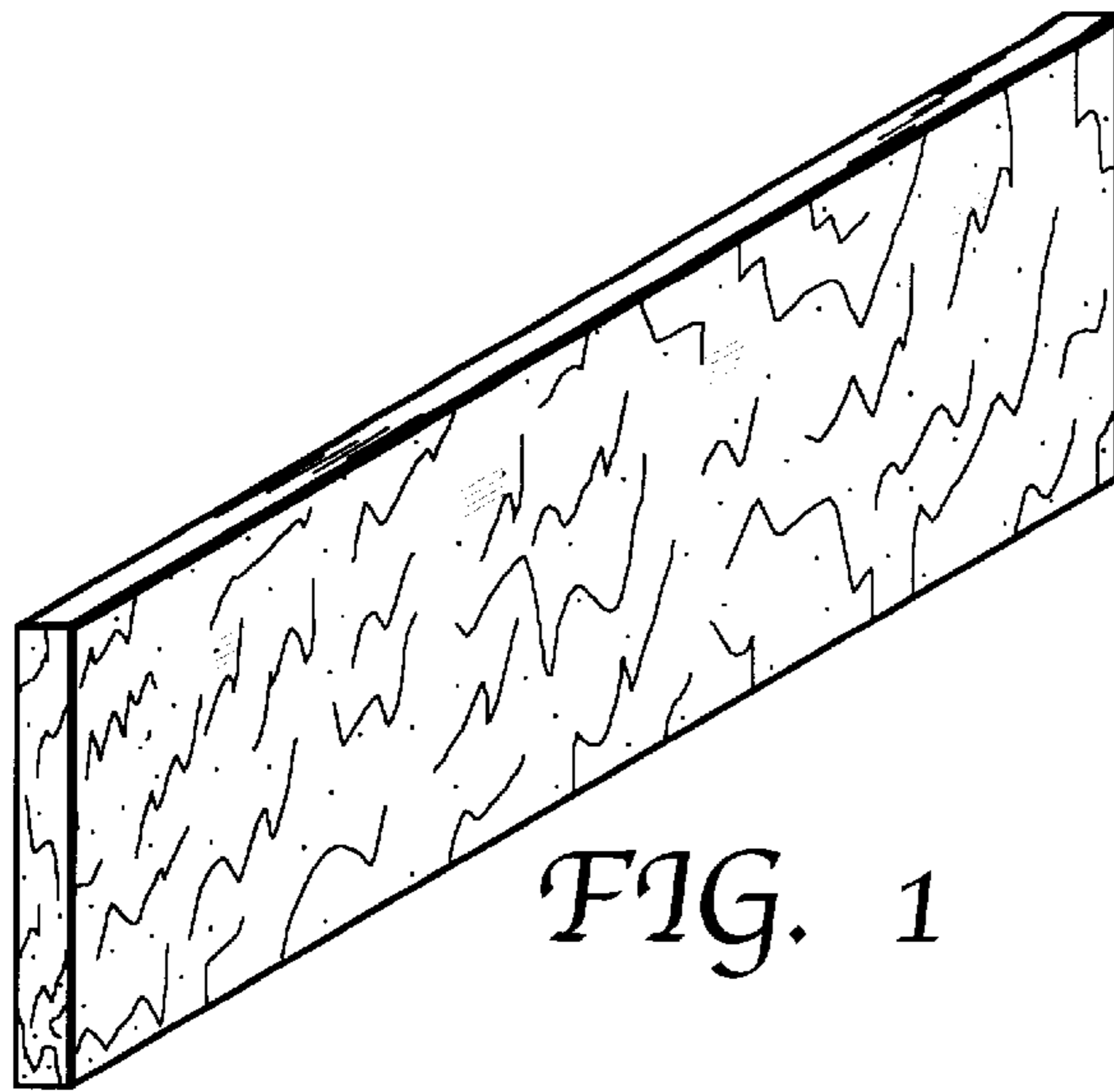


FIG. 1



FIG. 2



FIG. 3



FIG. 4

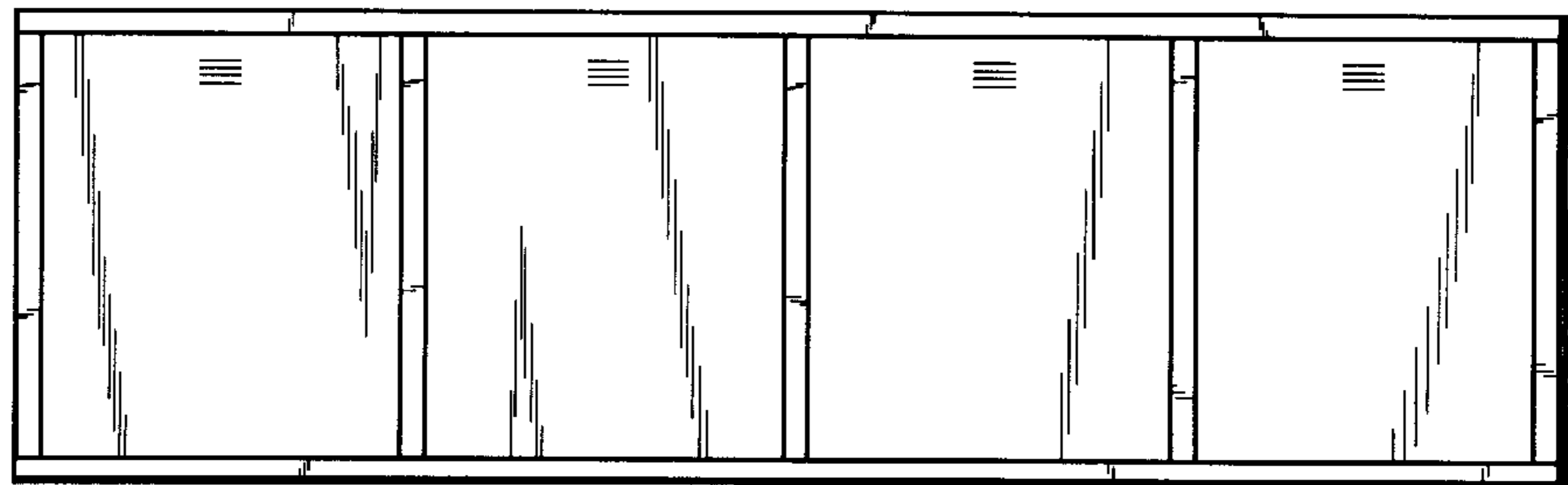


FIG. 5

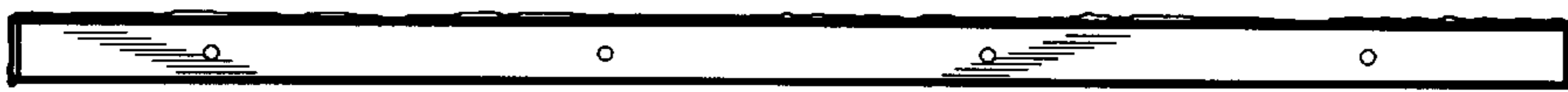


FIG. 6

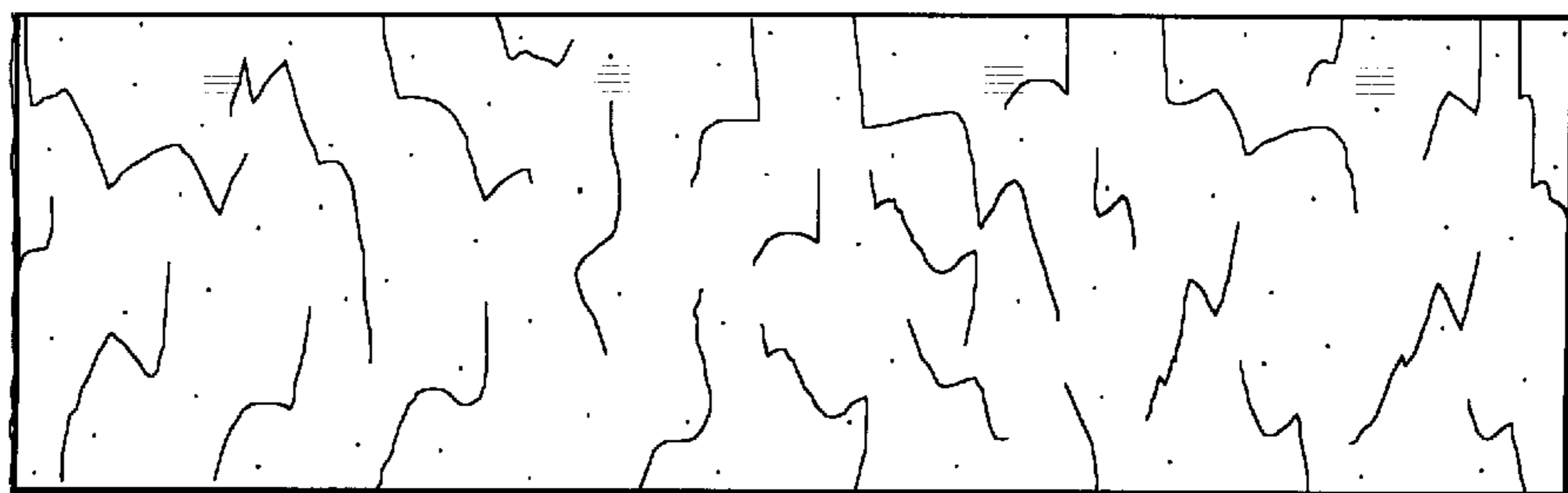


FIG. 7