



US00D422088S

United States Patent [19]

[11] **Patent Number: Des. 422,088**

Mishina

[45] **Date of Patent: ** Mar. 28, 2000**

[54] **DOOR FOR AN ENCLOSURE**

[75] Inventor: **Takashi Mishina**, Miyagi, Japan

[73] Assignee: **Iris Ohyama Inc.**, Miyagi-ken, Japan

[**] Term: **14 Years**

[21] Appl. No.: **29/097,431**

[22] Filed: **Dec. 7, 1998**

D. 348,937	7/1994	Smith	D25/39
1,198,475	9/1916	O'Gorman .	
1,555,177	1/1925	Barker .	
4,148,277	4/1979	Engle et al.	119/20
4,193,377	3/1980	Weldy	119/20
4,819,582	4/1989	Lichvar	119/17
4,852,520	8/1989	Goetz	119/19

Primary Examiner—Doris Clark
Attorney, Agent, or Firm—Foley & Lardner

Related U.S. Application Data

[62] Division of application No. 29/081,759, Jan. 9, 1998.

Foreign Application Priority Data

Jul. 11, 1997	[JP]	Japan	9-61326
Jul. 11, 1997	[JP]	Japan	9-61327
Jul. 11, 1997	[JP]	Japan	9-61328
Jul. 11, 1997	[JP]	Japan	9-61329

[51] **LOC (6) Cl.** **25-02**

[52] **U.S. Cl.** **D25/39; D25/48**

[58] **Field of Search** **D25/53, 39, 48, D25/38; 52/656.8; 256/25, 24; 119/416, 502, 452; D30/108, 117**

References Cited

U.S. PATENT DOCUMENTS

D. 43,458	1/1913	Ferris	D25/39
D. 248,874	8/1978	Prause	D25/39

[57] CLAIM

The ornamental design for a door for an enclosure, as shown and described.

DESCRIPTION

FIG. 1 is a top plan view of a door for an enclosure;
 FIG. 2 is a front elevational view thereof;
 FIG. 3 is a right side elevational view thereof;
 FIG. 4 is a rear elevational view thereof;
 FIG. 5 is a left side elevational view thereof;
 FIG. 6 is a bottom plan view thereof;
 FIG. 7 is a rear elevational view of a second embodiment of a door for an enclosure. The front and left side are the same as those views of the door for an enclosure in the first embodiment;
 FIG. 8 is a right side elevational view thereof;
 FIG. 9 is a bottom plan view thereof; and,
 FIG. 10 is a top plan view thereof.

1 Claim, 4 Drawing Sheets

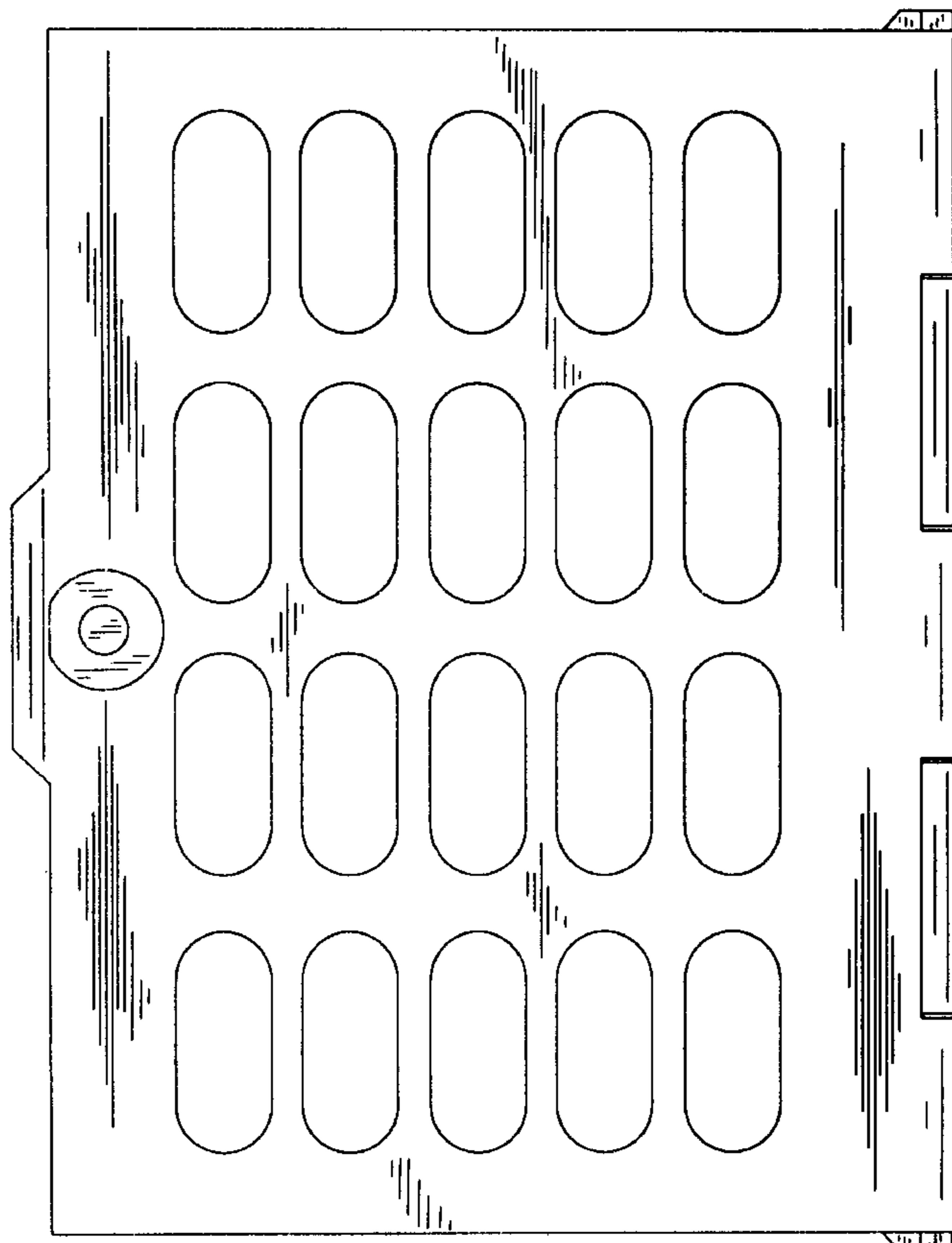


FIG. 1



FIG. 2

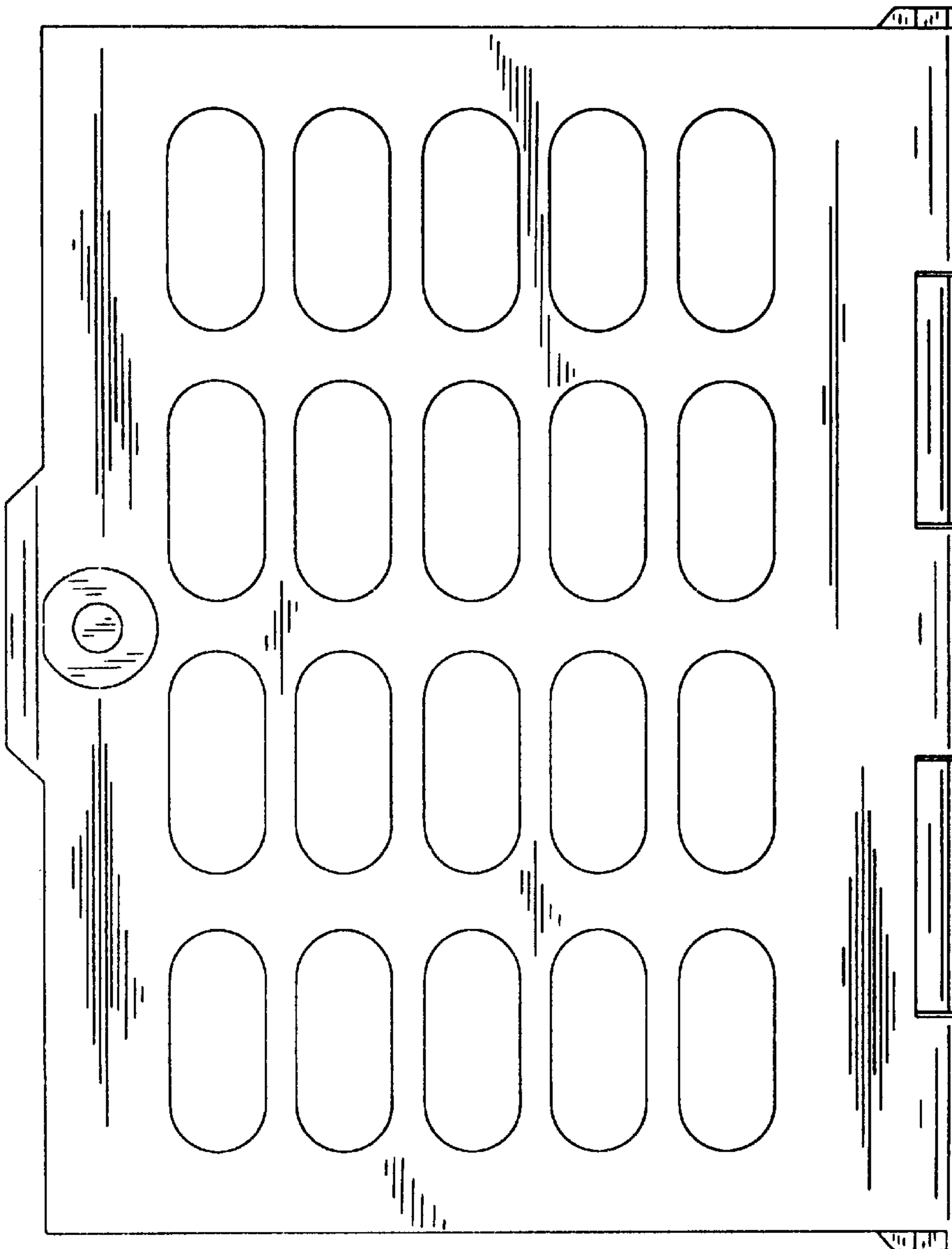


FIG. 3



FIG. 4

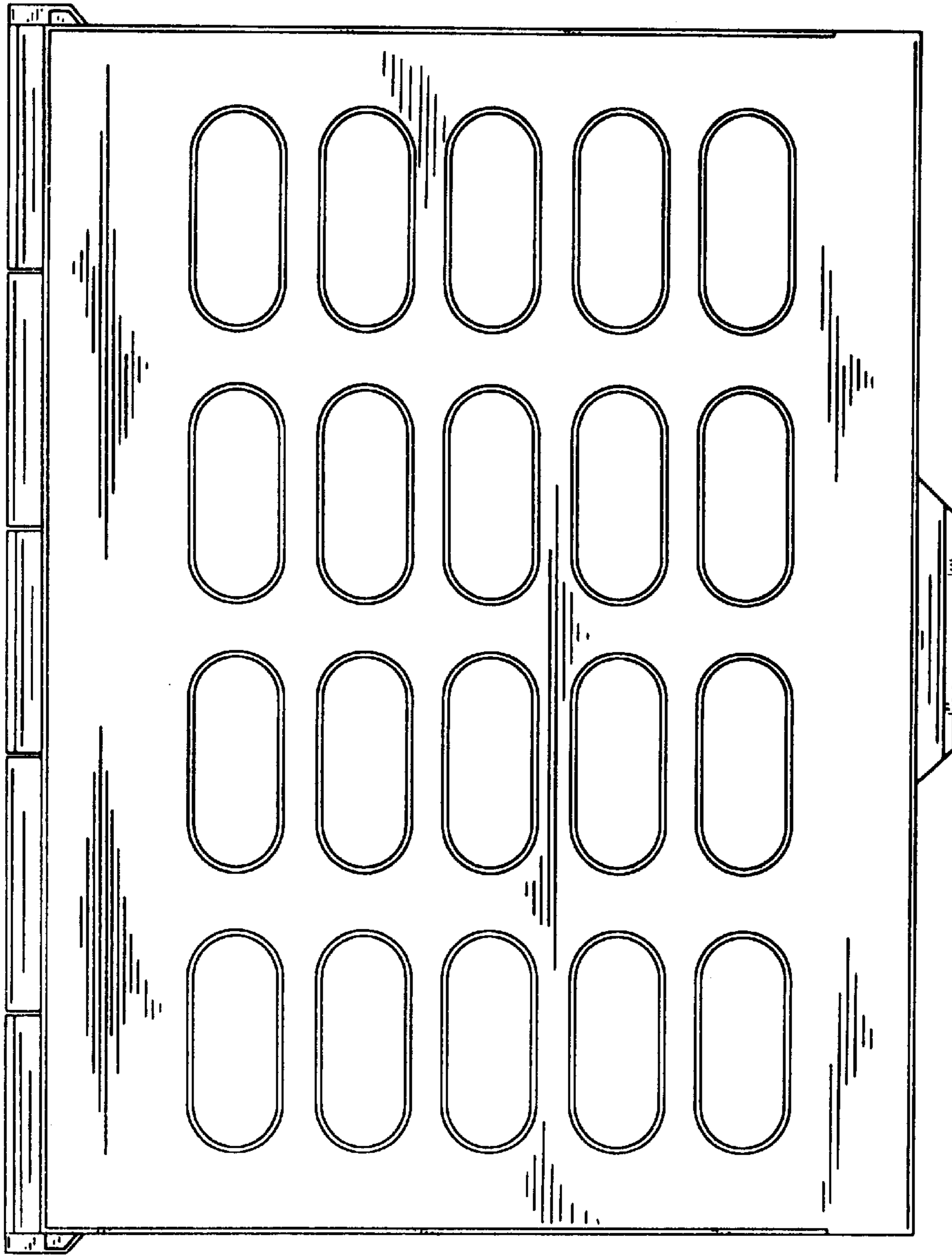


FIG. 5



FIG. 6




FIG. 7

FIG. 8

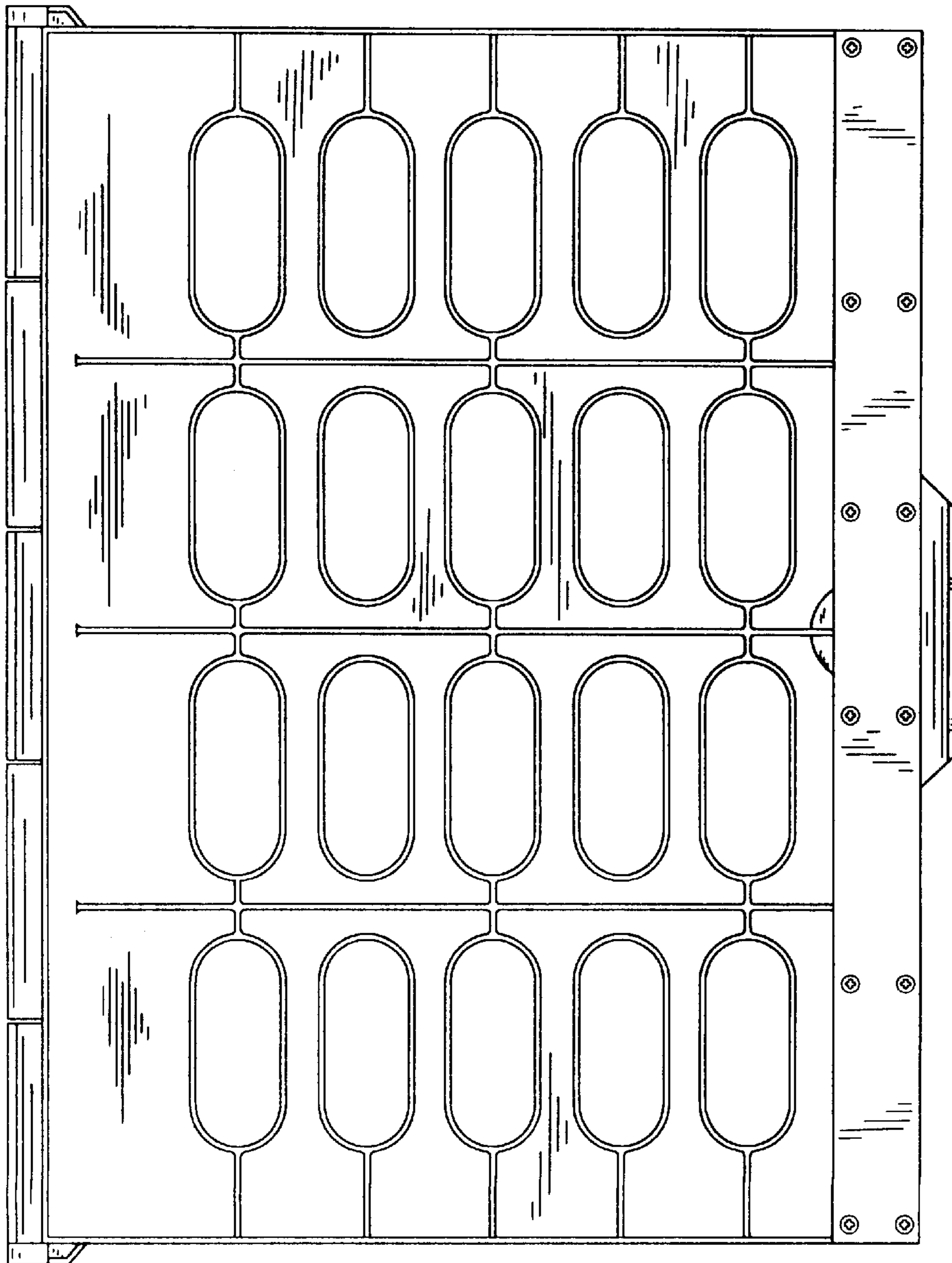


FIG. 9




FIG. 10

