



US00D422076S

United States Patent [19] Glaug

[11] **Patent Number: Des. 422,076**

[45] **Date of Patent: ** Mar. 28, 2000**

[54] **ABSORBENT PAD**

4,597,759 7/1986 Johnson 604/385.1
5,462,538 10/1995 Korpman 604/372

[75] Inventor: **Frank S. Glaug**, Chester Springs, Pa.

Primary Examiner—Stella Reid

[73] Assignee: **Confab Services AG**, Switzerland

Attorney, Agent, or Firm—Caesar, Rivise, Bernstein, Cohen & Pokotilow, Ltd.

[**] Term: **14 Years**

[57] CLAIM

[21] Appl. No.: **29/102,379**

The ornamental design for an absorbent pad, as shown and described.

[22] Filed: **Mar. 24, 1999**

DESCRIPTION

[51] **LOC (6) Cl.** **24-04**

[52] **U.S. Cl.** **D24/125**

[58] **Field of Search** D24/125, 124;
604/358, 385.1, 386, 387, 389, 390

FIG. 1 is a top plan view of an absorbent pad, showing my new design;

FIG. 2 is a bottom plan view thereof;

FIG. 3 is an end elevational view thereof;

FIG. 4 is an end elevational view thereof, opposite that shown in FIG. 3;

FIG. 5 is a side elevational view thereof, the opposite side elevational view being identical; and,

FIG. 6 is a top isometric view thereof.

[56] References Cited

U.S. PATENT DOCUMENTS

- D. 320,274 9/1991 Douglas D24/125
- D. 335,345 5/1993 Glaug .
- D. 346,213 4/1994 Ruffo et al. .
- D. 365,147 12/1995 Hamel D24/125

1 Claim, 2 Drawing Sheets

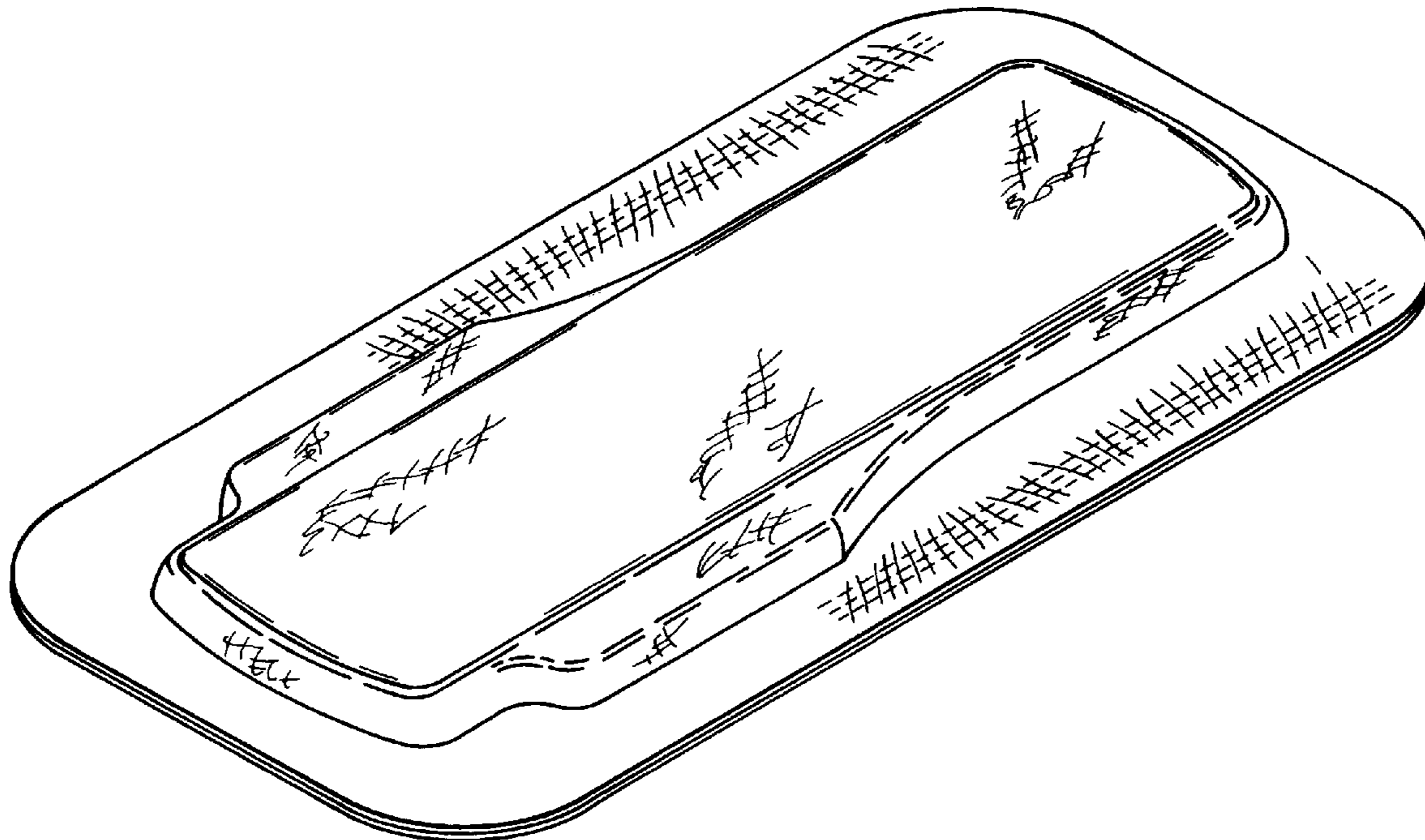


FIG. 1

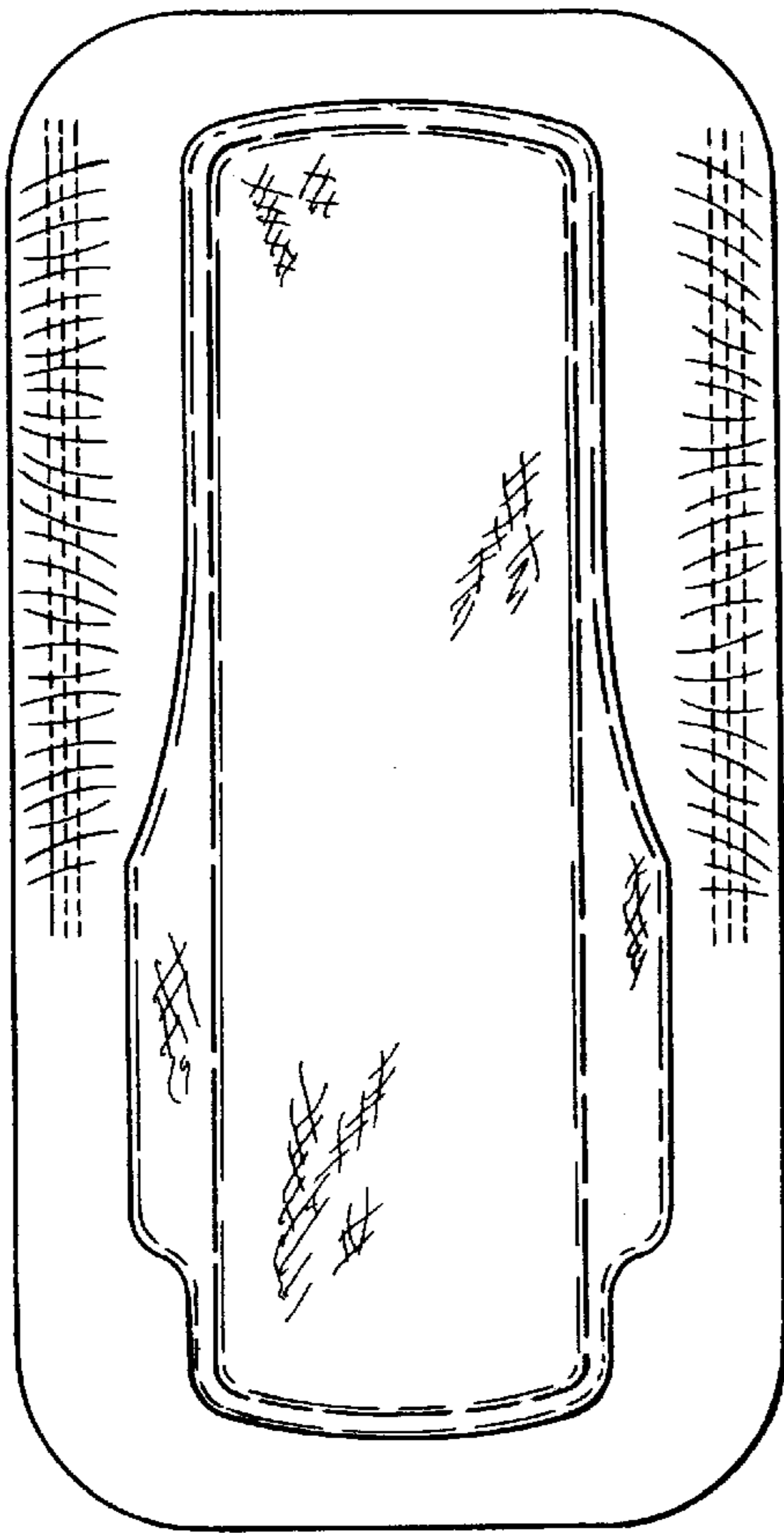


FIG. 2

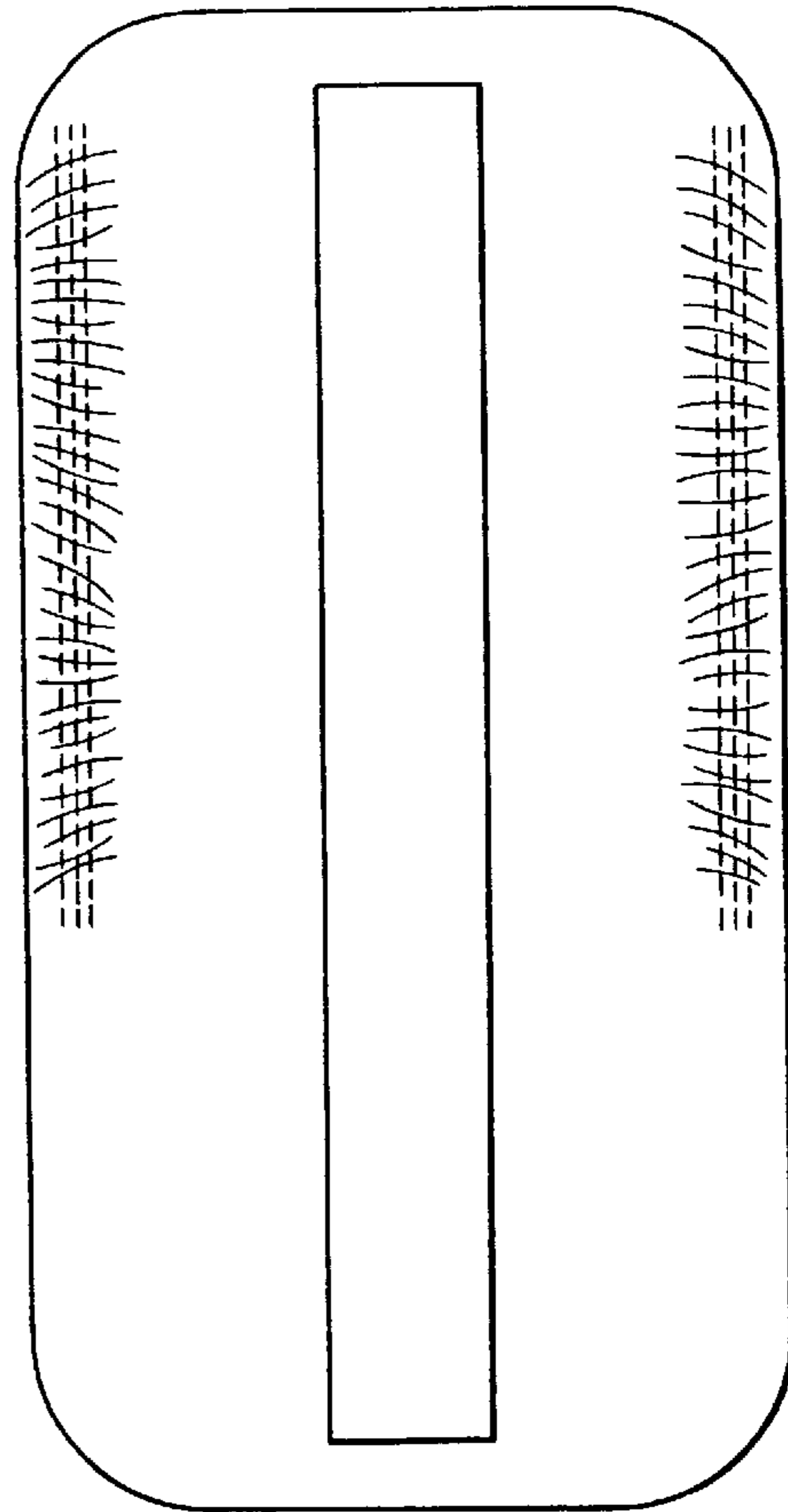


FIG. 3



FIG. 4




FIG. 5




FIG. 6

