



US00D422068S

United States Patent [19]

[11] Patent Number: Des. 422,068

Farfaglia et al.

[45] Date of Patent: ** Mar. 28, 2000

[54] ROOM AIR CONDITIONER

- D. 304,365 10/1989 Moritani D23/353
- D. 309,180 7/1990 Moritani D23/353
- D. 310,261 8/1990 Choi D23/353

[75] Inventors: Leonard T. Farfaglia, deceased, late of Brentwood, by Mary M. Farfaglia, legal representative; Christopher M. Thompson, Smyrna, both of Tenn.

Primary Examiner—B. J. Bullock
Attorney, Agent, or Firm—Hill & Simpson

[73] Assignee: Whirlpool Corporation, Benton Harbor, Mich.

[57] CLAIM

[*] Notice: This patent is subject to a terminal disclaimer.

The ornamental design for a room air conditioner, as shown and described.

[**] Term: 14 Years

DESCRIPTION

[21] Appl. No.: 07/522,197

FIG. 1 is a frontal three-quarter perspective view of a room air conditioner showing our new design.

[22] Filed: May 11, 1990

FIG. 2 is a top plan view.

[51] LOC (6) Cl. 23-04

FIG. 3 is a side elevational view.

[52] U.S. Cl. D23/353

FIG. 4 is a rear elevational view; and,

[58] Field of Search D23/351-354;
312/236; 62/259.1, 262, 263, DIG. 16

FIG. 5 is a frontal perspective view showing a portion of the grill work rotated to an alternate position.

[56] References Cited

The surface(s) or portion(s) of the article not shown in the drawing or described in the specification form(s) no part of the claimed design.

U.S. PATENT DOCUMENTS

D. 298,647 11/1988 Matsuda D23/353

1 Claim, 3 Drawing Sheets


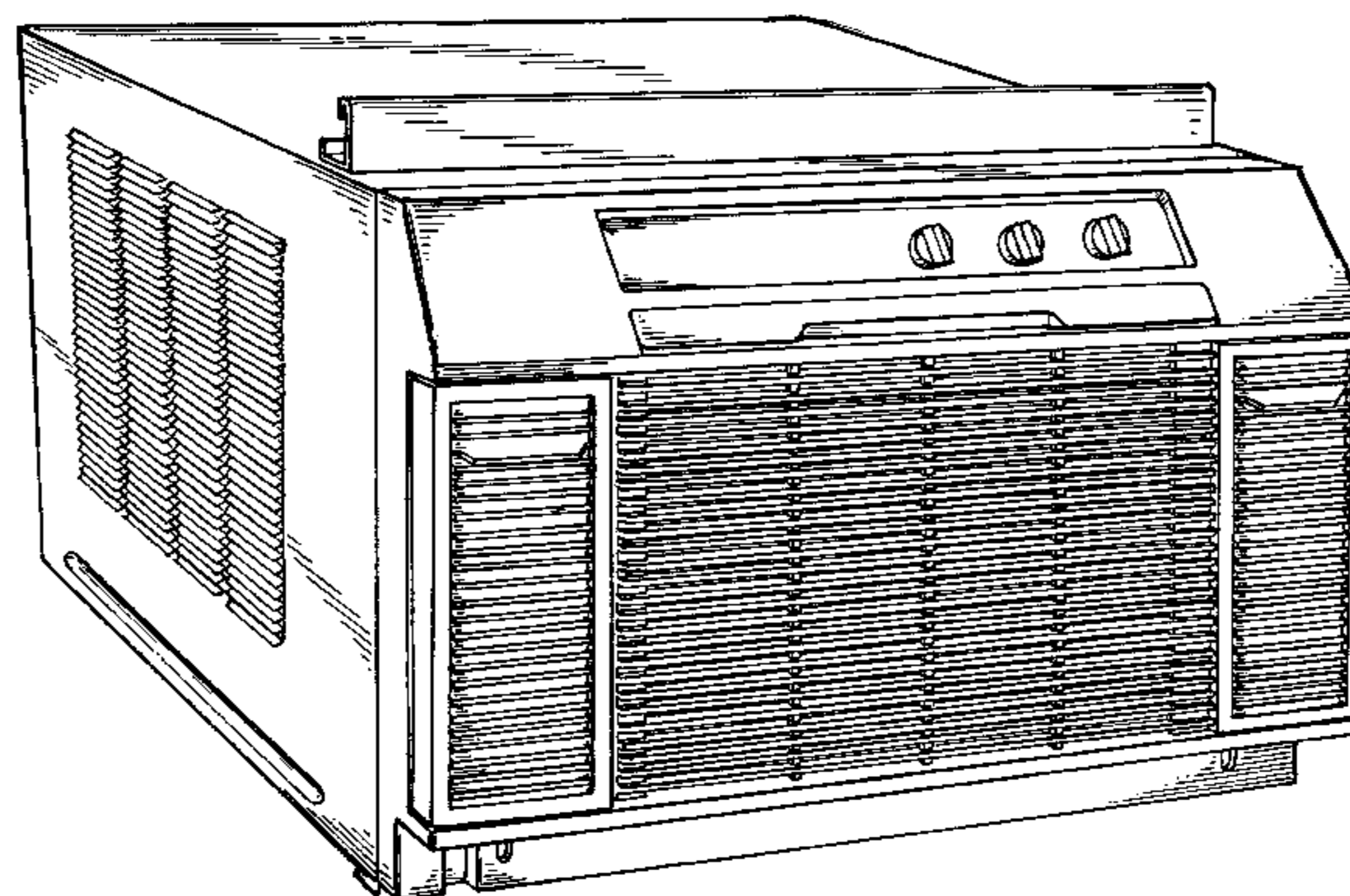


FIG. 1




FIG. 2




FIG. 3

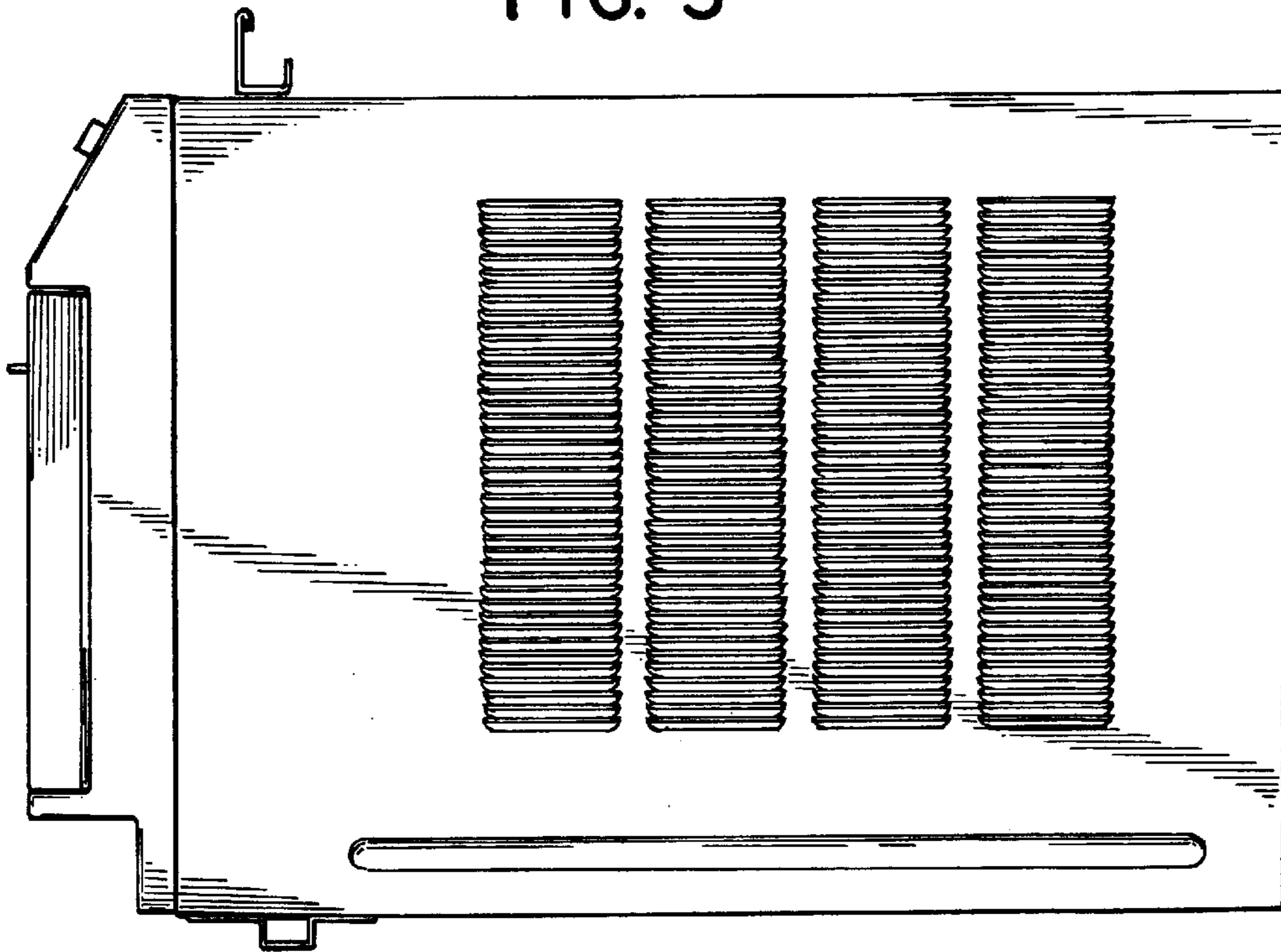


FIG. 4




FIG. 5

