



US00D422046S

# United States Patent [19] Couch

[11] Patent Number: Des. 422,046

[45] Date of Patent: \*\* Mar. 28, 2000

[54] ARTIFICIAL FISHING LURE

[76] Inventor: James A. Couch, 348 U-Wharri Mountain Rd., Pickens, S.C. 29671

[\*\*] Term: 14 Years

[21] Appl. No.: 29/102,120

[22] Filed: Mar. 18, 1999

[51] LOC (6) Cl. .... 22-05

[52] U.S. Cl. .... D22/126

[58] Field of Search ..... D22/126; 43/42.32, 43/42.39

[56] **References Cited**

U.S. PATENT DOCUMENTS

D. 190,915	7/1961	Helin	.....	D22/126
D. 218,822	9/1970	Pope	.....	D22/126
D. 228,392	9/1973	Maxwell	.....	D22/131
2,038,127	4/1936	Pflueger	.....	43/42.39
3,133,372	5/1964	Born	.....	D22/126
3,393,466	7/1968	Le Master	.....	43/42.39
4,891,900	1/1990	Snyder	.....	D22/126
4,999,942	3/1991	Gills	.....	D22/126

Primary Examiner—Louis S. Zarfes  
Assistant Examiner—Inga-Maria Hyttinen  
Attorney, Agent, or Firm—Ralph Bailey, P.A.

[57] **CLAIM**

The ornamental design for an artificial fishing lure, as shown and described.

**DESCRIPTION**

FIG. 1 is a right front perspective view of an artificial fishing lure illustrating my new design, it being understood that the broken lines are for illustrative purposes, showing a decorative eye, line connector, tail and weedless hook, and form no part of the claimed design;

FIG. 2 is a left front perspective view further illustrating my new design;

FIG. 3 is a right side elevation thereof;

FIG. 4 is a left side elevation thereof;

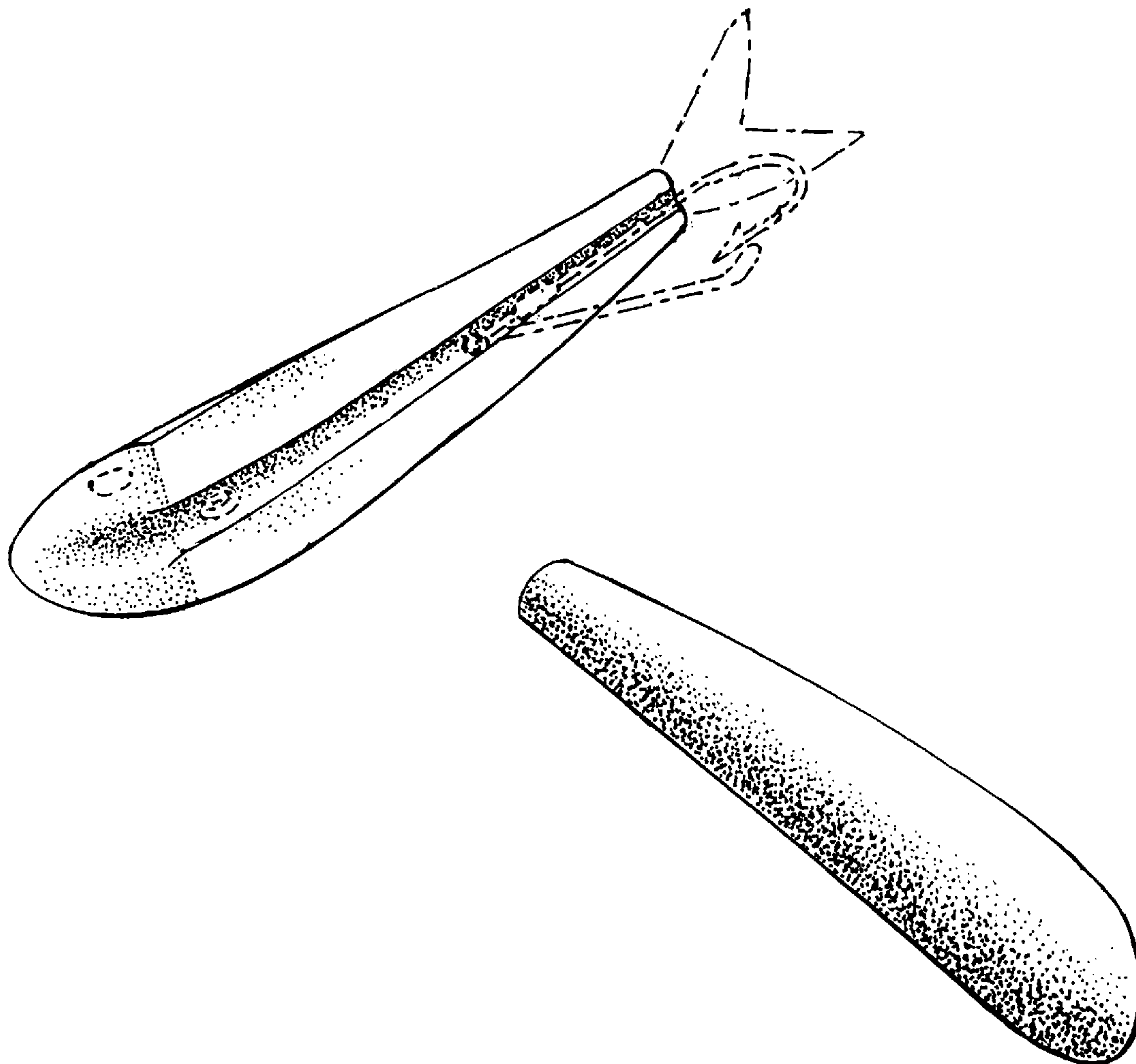
FIG. 5 is a top plan view thereof;

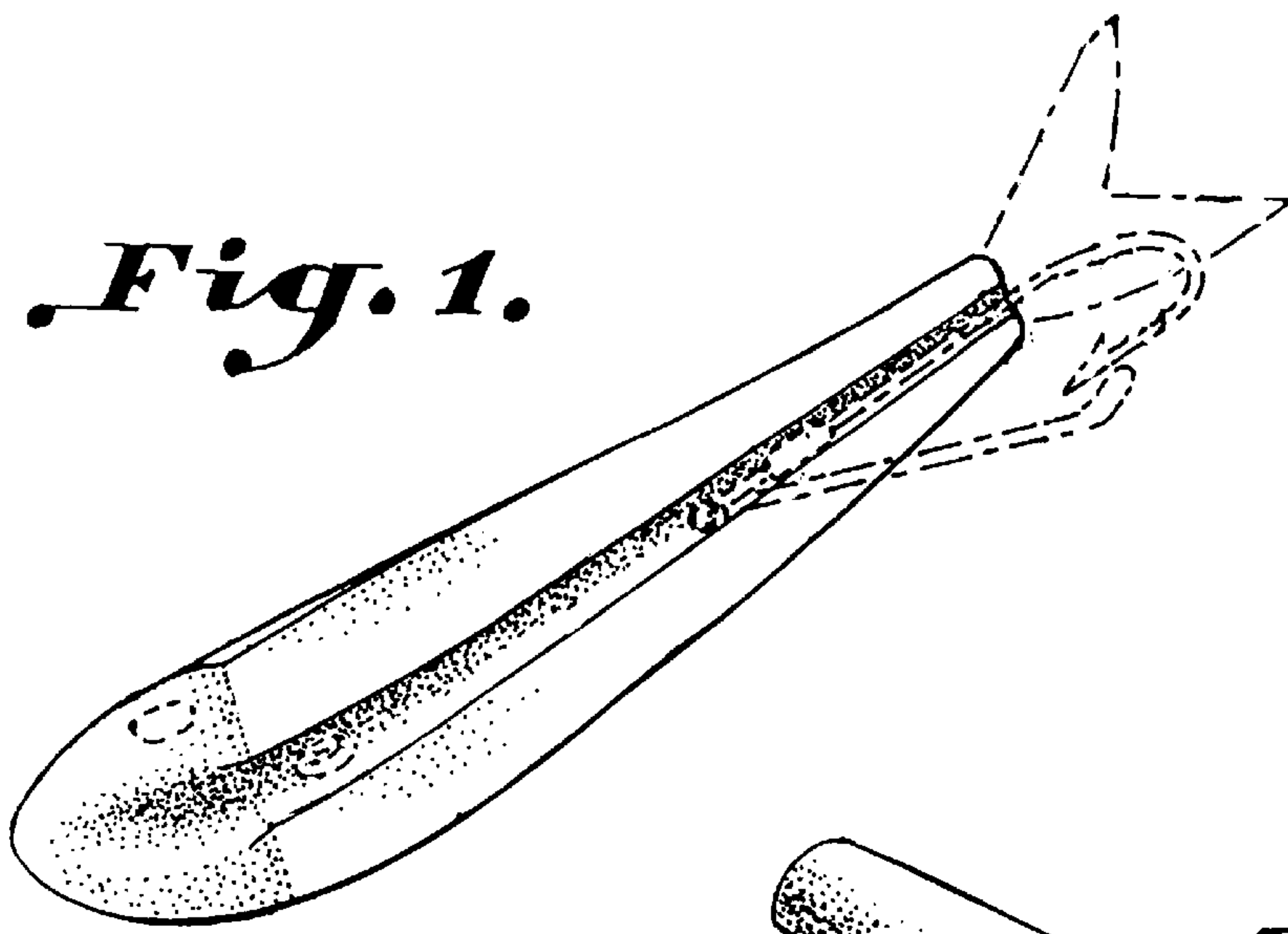
FIG. 6 is a bottom plan view thereof;

FIG. 7 is a front elevation thereof; and,


FIG. 8 is a rear elevation thereof.

**1 Claim, 2 Drawing Sheets**





*Fig. 1.*



*Fig. 2.*



*Fig. 3.*



*Fig. 4.*



*Fig. 5.*



*Fig. 6.*



*Fig. 7.*



*Fig. 8.*