



US00D422025S

United States Patent [19] Dembicks

[11] Patent Number: **Des. 422,025**

[45] Date of Patent: **** Mar. 28, 2000**

[54] **MAGNETIC BASE DOCUMENT HOLDER**

3,827,020 7/1974 Okamoto 335/285
4,287,676 9/1981 Weinhaus 40/661.01
5,553,363 9/1996 Chen 24/353

[76] Inventor: **Andrew E. Dembicks**, 5308 Boca Marina Cir. North, Boca Raton, Fla. 33487

Primary Examiner—Martie K. Holtje
Attorney, Agent, or Firm—Quarles & Brady LLP

[**] Term: **14 Years**

[57] **CLAIM**

[21] Appl. No.: **29/105,682**

The ornamental design for a magnetic base document holder, as shown and described.

[22] Filed: **May 29, 1999**

DESCRIPTION

[51] **LOC (6) Cl.** **19-02**

[52] **U.S. Cl.** **D19/65; D19/90**

[58] **Field of Search** D8/394, 395; D19/65, D19/75, 78, 86, 90, 91, 99, 100; D28/39, 40; D11/206; 402/79; 248/206.5; 24/67.1-67.11, 545, DIG. 10, 546-549, 353; 40/661.01, 641; 335/285

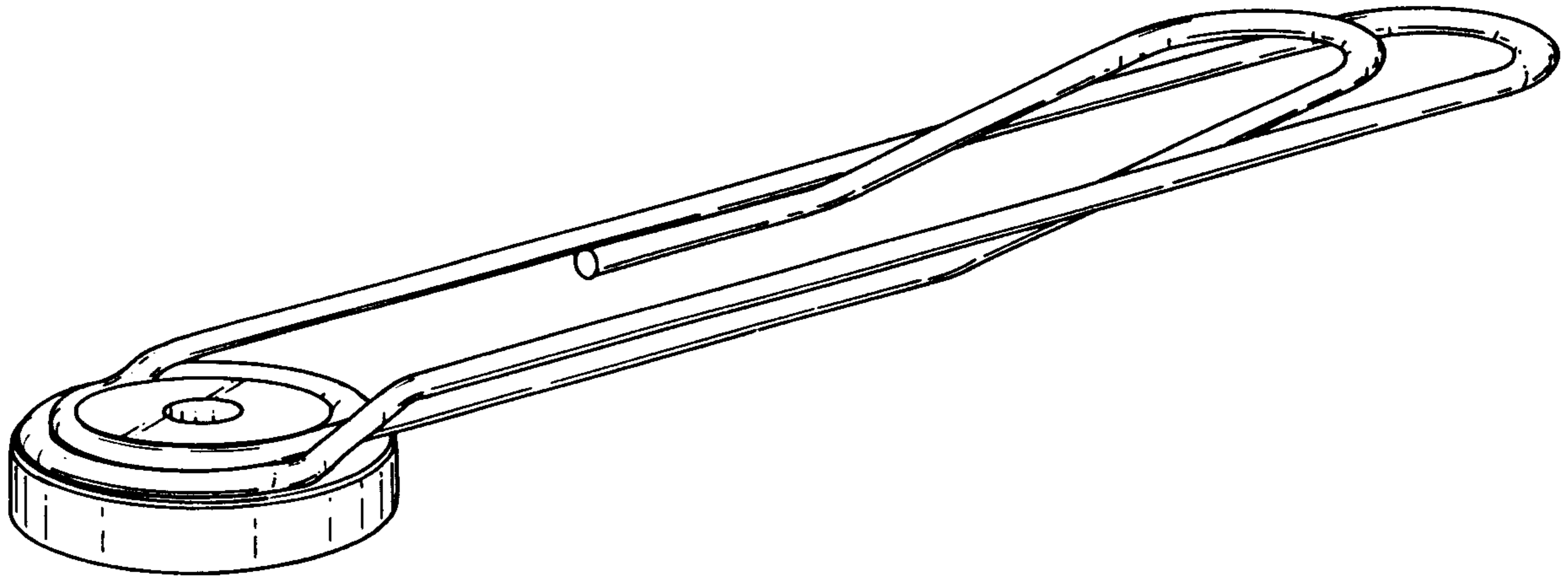
FIG. 1 is a perspective view of the magnetic base document holder according to my design;
FIG. 2 is a top plan view of the magnetic base document holder in FIG. 1;
FIG. 3 is a right side elevation of the magnetic base document holder in FIG. 1;
FIG. 4 is a bottom plan view of the magnetic base document holder in FIG. 1;
FIG. 5 is a left side elevation of the magnetic base document holder in FIG. 1;
FIG. 6 is a rear elevation farthest from the magnet of the magnetic base document holder in FIG. 1; and,
FIG. 7 is a rear elevation closest to the magnet of the magnetic base document holder of FIG. 1.

[56] References Cited

U.S. PATENT DOCUMENTS

D. 258,996 4/1981 Costantino D11/206
D. 302,568 8/1989 Berger D19/65
D. 372,937 8/1996 Anders D19/65
2,781,566 2/1957 Hammer 24/67.9
3,225,469 12/1965 Chase 24/67.3 X
3,290,810 12/1966 Morena 40/641
3,408,700 11/1968 Chase 24/67.3

1 Claim, 2 Drawing Sheets



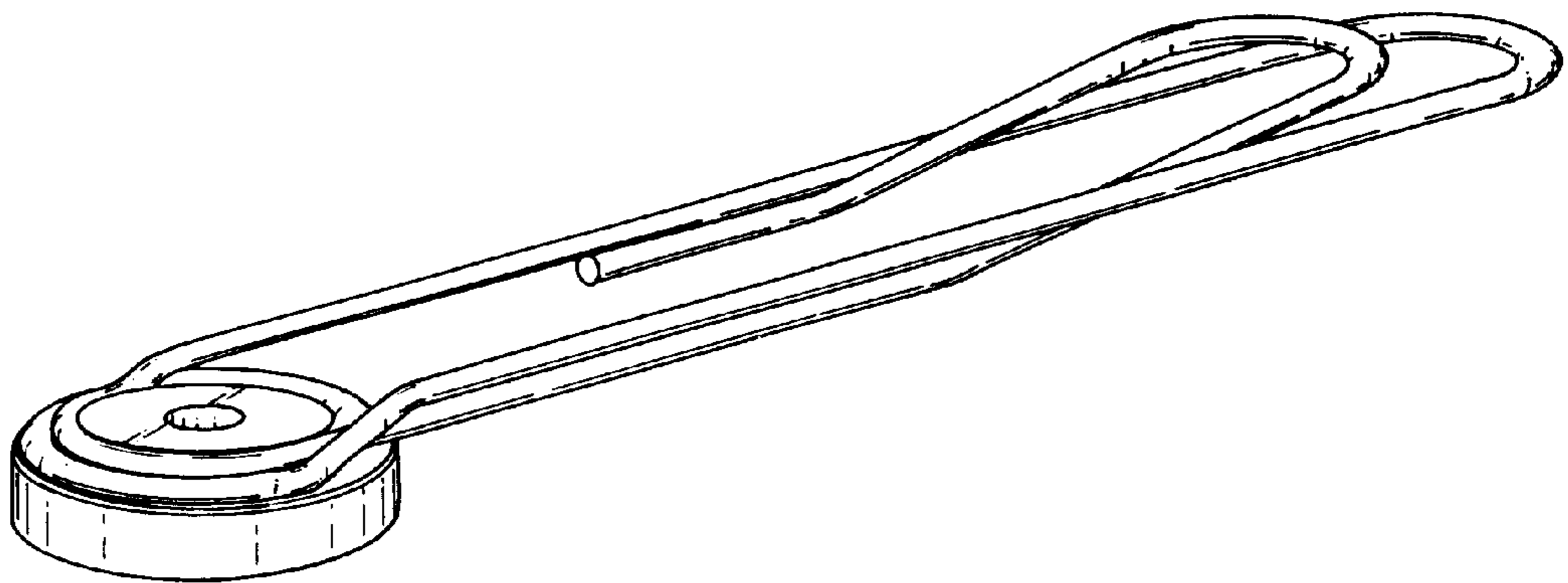


FIG. 1

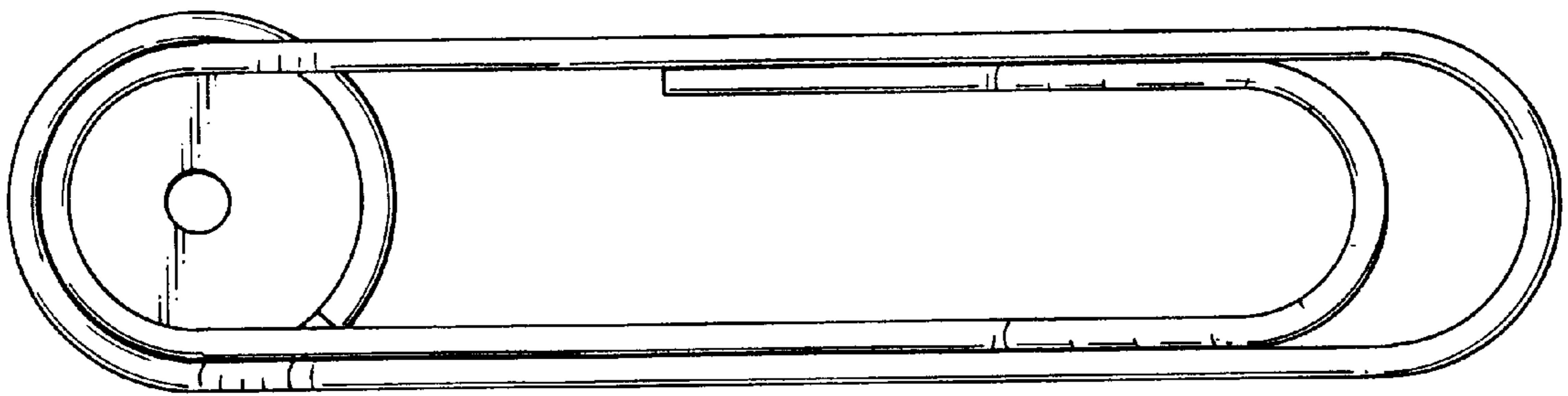


FIG. 2



FIG. 3

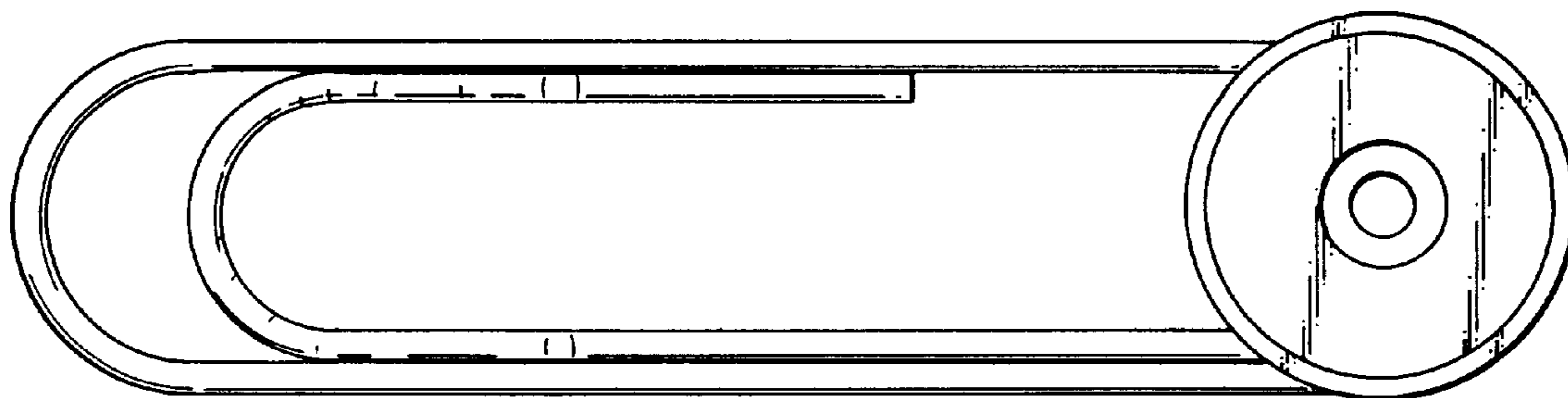


FIG. 4

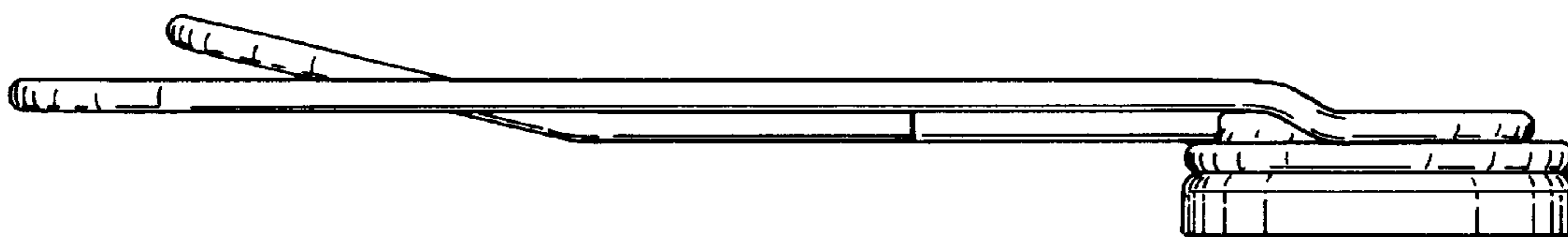


FIG. 5

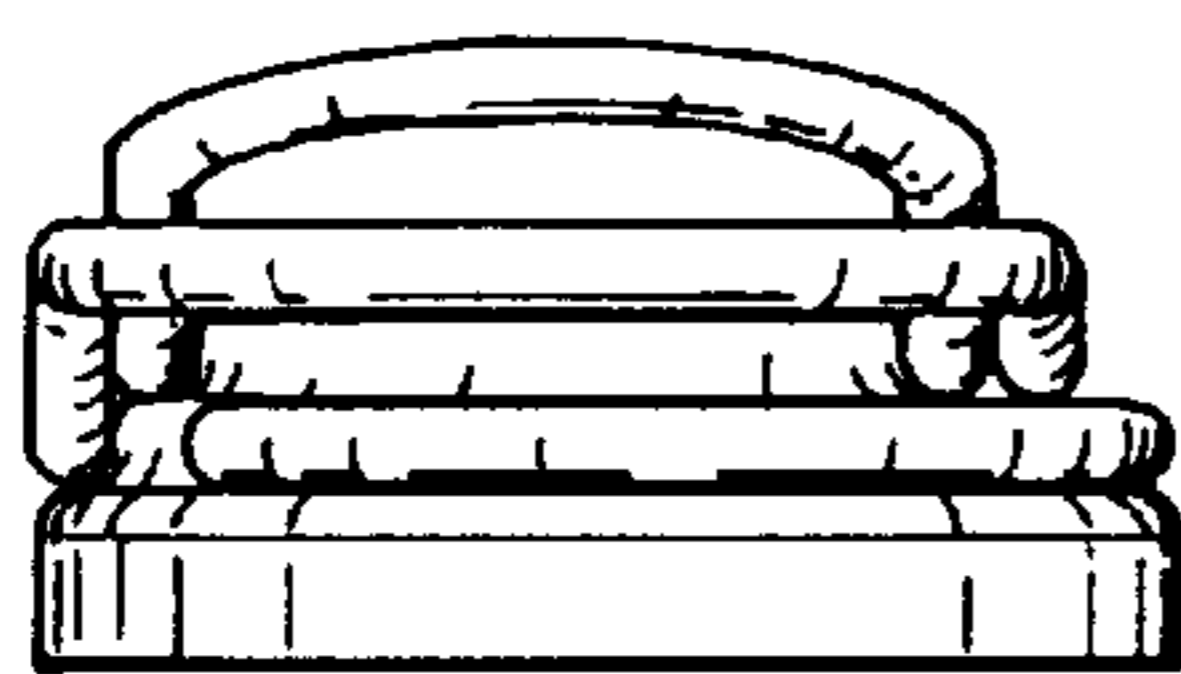


FIG. 6

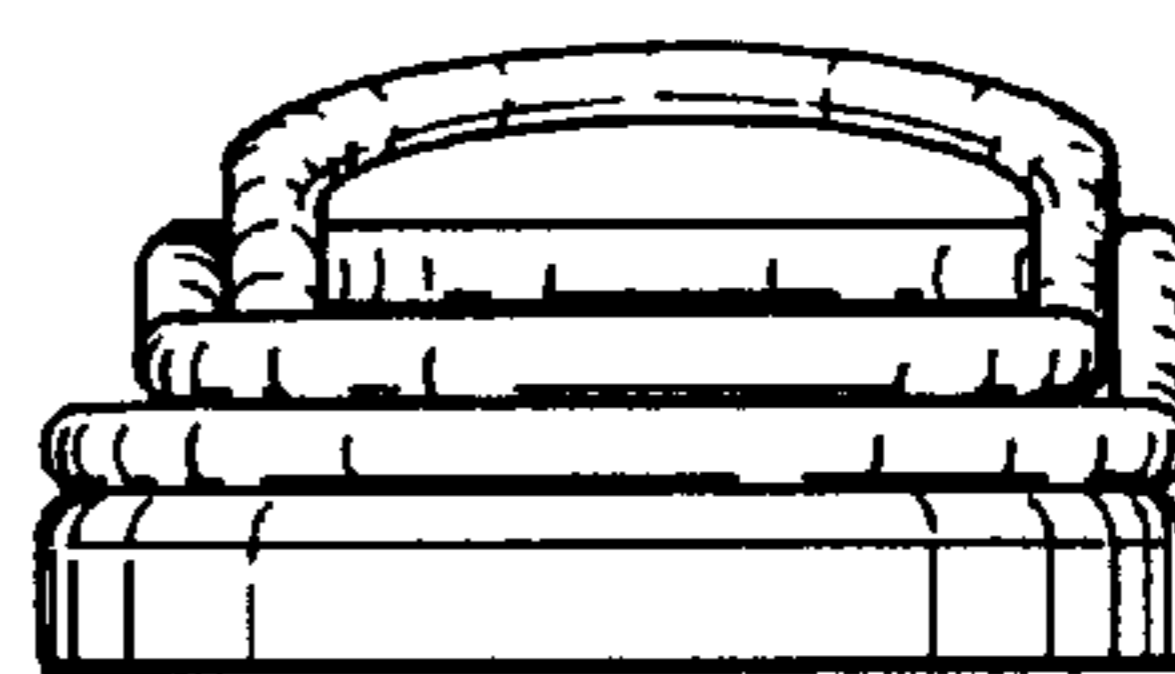


FIG. 7