



US00D422022S

# United States Patent [19]

Nussinow et al.

[11] Patent Number: **Des. 422,022**

[45] Date of Patent: **\*\* Mar. 28, 2000**

[54] **WRITING INSTRUMENT**

[75] Inventors: **Scott A. Nussinow**, Auburn; **Todd P. Nussinow**, Cumberland, both of Me.

[73] Assignee: **American Falcon Corp.**, Auburn, Me.

[\*\*] Term: **14 Years**

[21] Appl. No.: **29/100,218**

[22] Filed: **Feb. 4, 1999**

[51] **LOC (6) Cl.** ..... **19-06**

[52] **U.S. Cl.** ..... **D19/42; D19/43; D19/48; D19/46**

[58] **Field of Search** ..... **D21/727; D19/35, D19/36, 41, 42, 43, 51-58, 81-85; 401/6, 7, 99, 209, 88, 52, 195; D9/307**

[56] **References Cited**

**U.S. PATENT DOCUMENTS**

- D. 083,700 3/1931 Schmermund ..... D19/42
- D. 087,308 7/1932 Malcolm ..... D19/42
- D. 160,309 10/1950 Fainberg et al. .... D19/42

- D. 264,863 6/1982 Walmsley ..... D21/727
- D. 341,161 11/1993 Pure et al. .... D19/42
- D. 361,344 8/1995 Cugley ..... D19/42
- D. 390,102 2/1998 Drew ..... D9/307
- D. 404,449 1/1999 Burger ..... D21/727

*Primary Examiner*—Martie K. Holtje  
*Attorney, Agent, or Firm*—Finnegan, Henderson, Farabow, Garrett & Dunner, L.L.P.

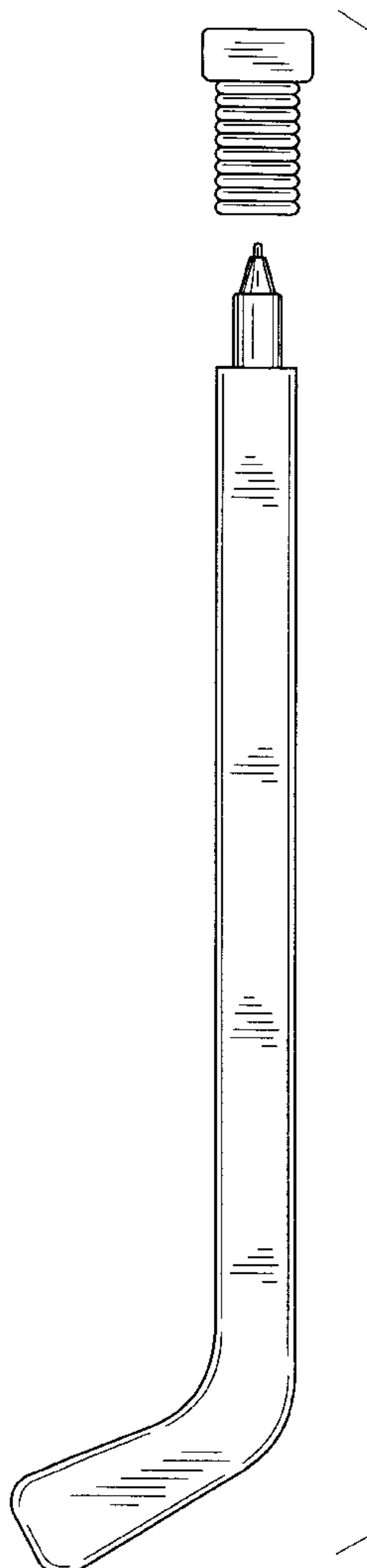
[57] **CLAIM**

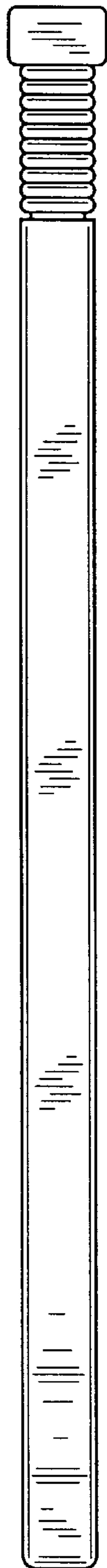
The ornamental design for a writing instrument, as shown and described.

**DESCRIPTION**

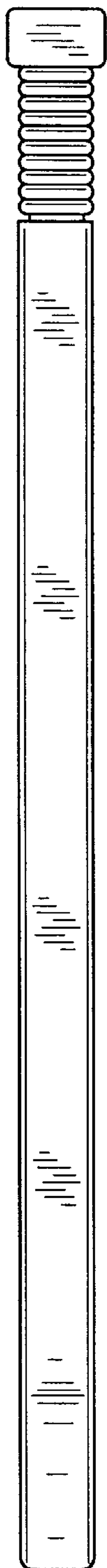
FIG. 1 is a right side elevational view of a writing instrument;  
FIG. 2 is a left side elevational view;  
FIG. 3 is a front elevational view;  
FIG. 4 is a rear elevational view;  
FIG. 5 is a top plan view;  
FIG. 6 is a bottom plan view; and,  
FIG. 7 is a front elevational view in an exploded condition.

**1 Claim, 2 Drawing Sheets**

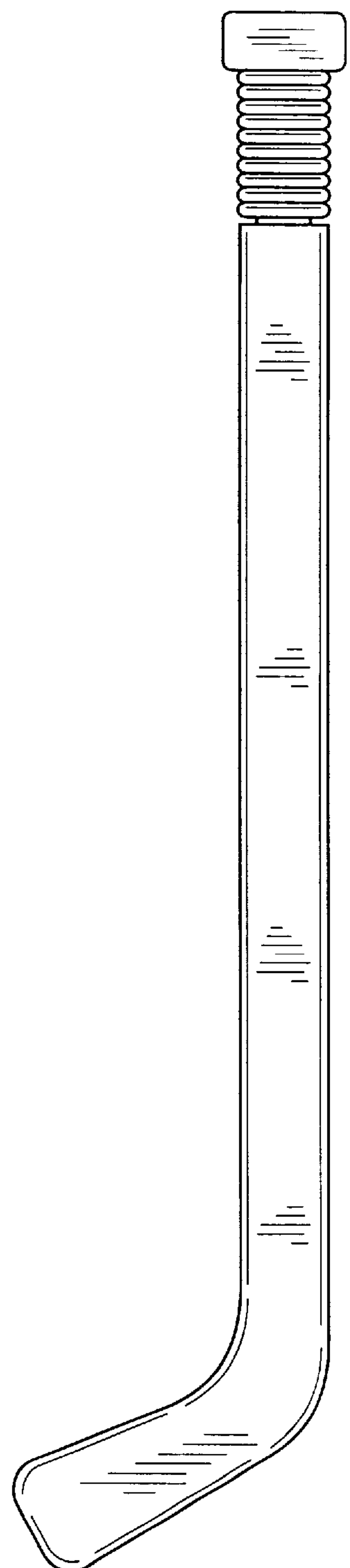




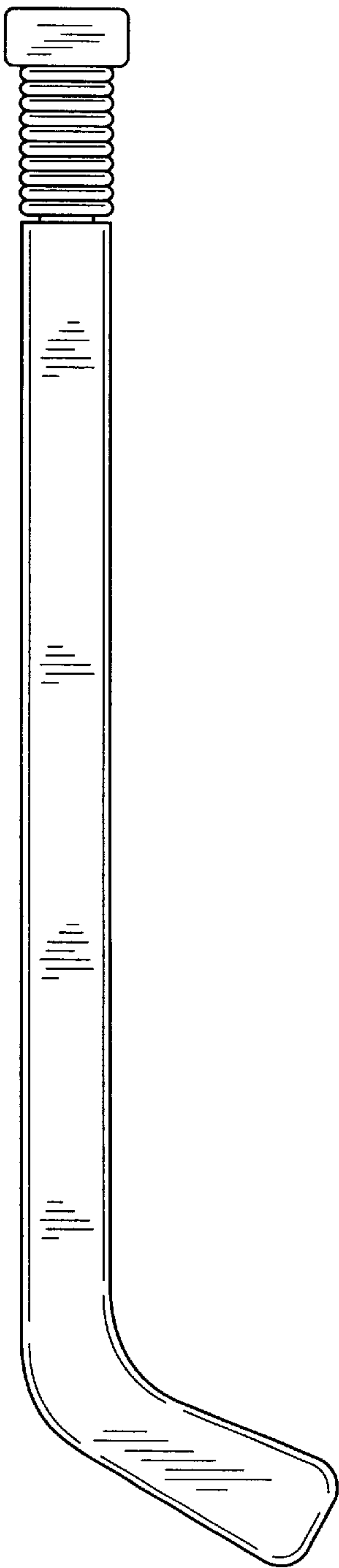
**FIG. 1**



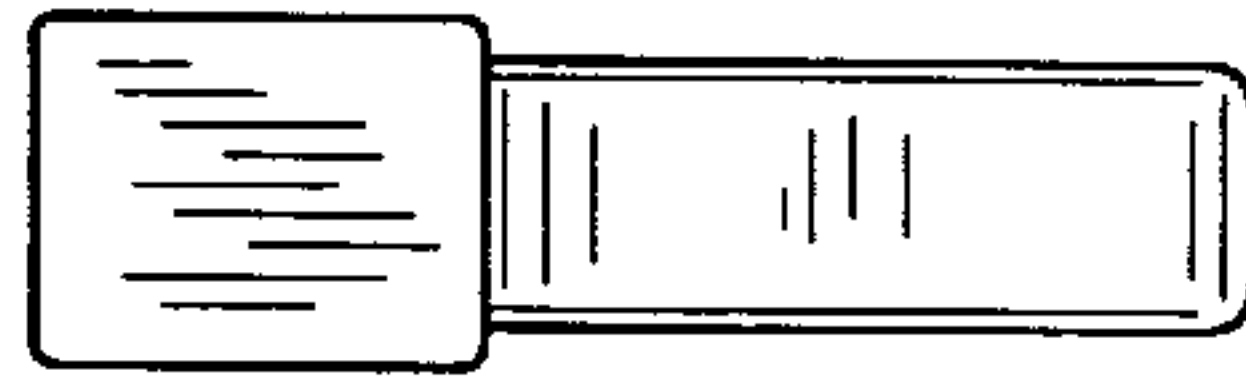
**FIG. 2**



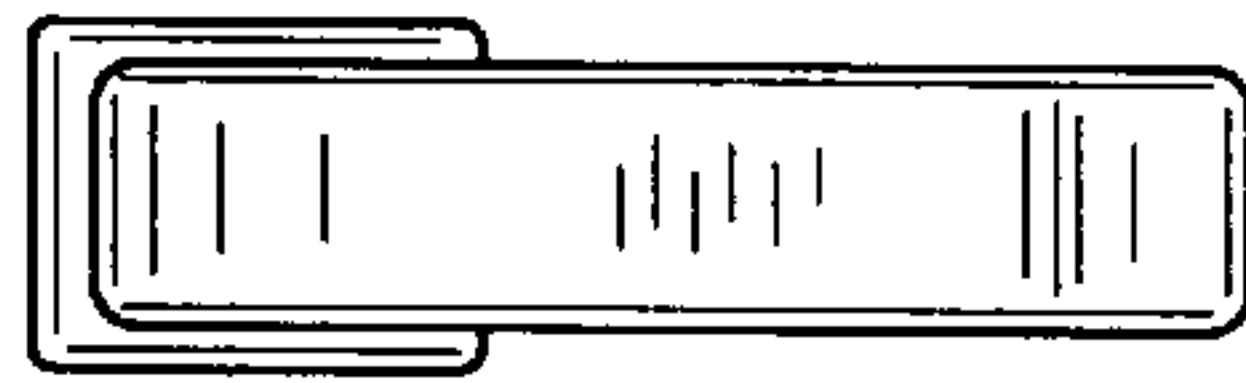
**FIG. 3**



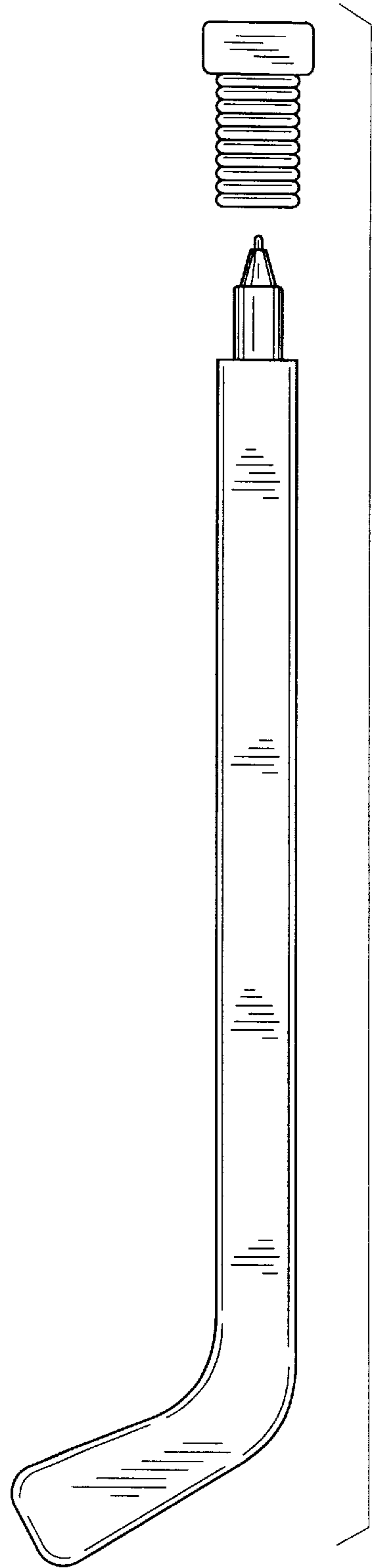
**FIG. 4**



**FIG. 5**



**FIG. 6**



**FIG. 7**