



US00D422009S

United States Patent [19]

Pickering et al.

[11] Patent Number: **Des. 422,009**

[45] Date of Patent: **** Mar. 28, 2000**

[54] **SPECTACLES**

[75] Inventors: **Colin Pickering**, Puttenham; **James Barnaville**, Farnham, both of United Kingdom

[73] Assignee: **Inline UK Limited**, Ockley, United Kingdom

[**] Term: **14 Years**

[21] Appl. No.: **29/096,766**

[22] Filed: **Nov. 19, 1998**

[30] **Foreign Application Priority Data**

May 20, 1998 [GB] United Kingdom 2074812

[51] **LOC (6) Cl.** **16-06**

[52] **U.S. Cl.** **D16/326**

[58] **Field of Search** D16/101, 300-330, D16/335, 338; 351/41, 44, 51, 52, 111, 158; 2/247, 248

[56] **References Cited**

U.S. PATENT DOCUMENTS

- D. 363,504 10/1995 Arnette D16/326
- D. 392,307 3/1998 Wilson D16/326

- D. 397,350 8/1998 Jannard et al. D16/326
- D. 397,351 8/1998 Simioni D16/326
- D. 399,239 10/1998 Jannard D16/326
- D. 404,754 1/1999 Yee et al. D16/326

OTHER PUBLICATIONS

Macy's Catalog, P26, Jul. 1997.

Primary Examiner—Raphael Barkai
Attorney, Agent, or Firm—Richard M. Goldberg

[57] **CLAIM**

The ornamental design for spectacles, as shown and described.

DESCRIPTION

The file of this patent contains at least one drawing executed in color.

FIG. 1 is a left, front perspective view of the spectacles of our design;

FIG. 2 is a front elevational view thereof;

FIG. 3 is a rear elevational view thereof;

FIG. 4 is a left side elevational view thereof, the right side elevational view being a mirror image thereof;

FIG. 5 is a top plan view thereof; and,

FIG. 6 is a bottom plan view thereof.

1 Claim, 3 Drawing Sheets






FIG 1




FIG 2




FIG 3




FIG 4

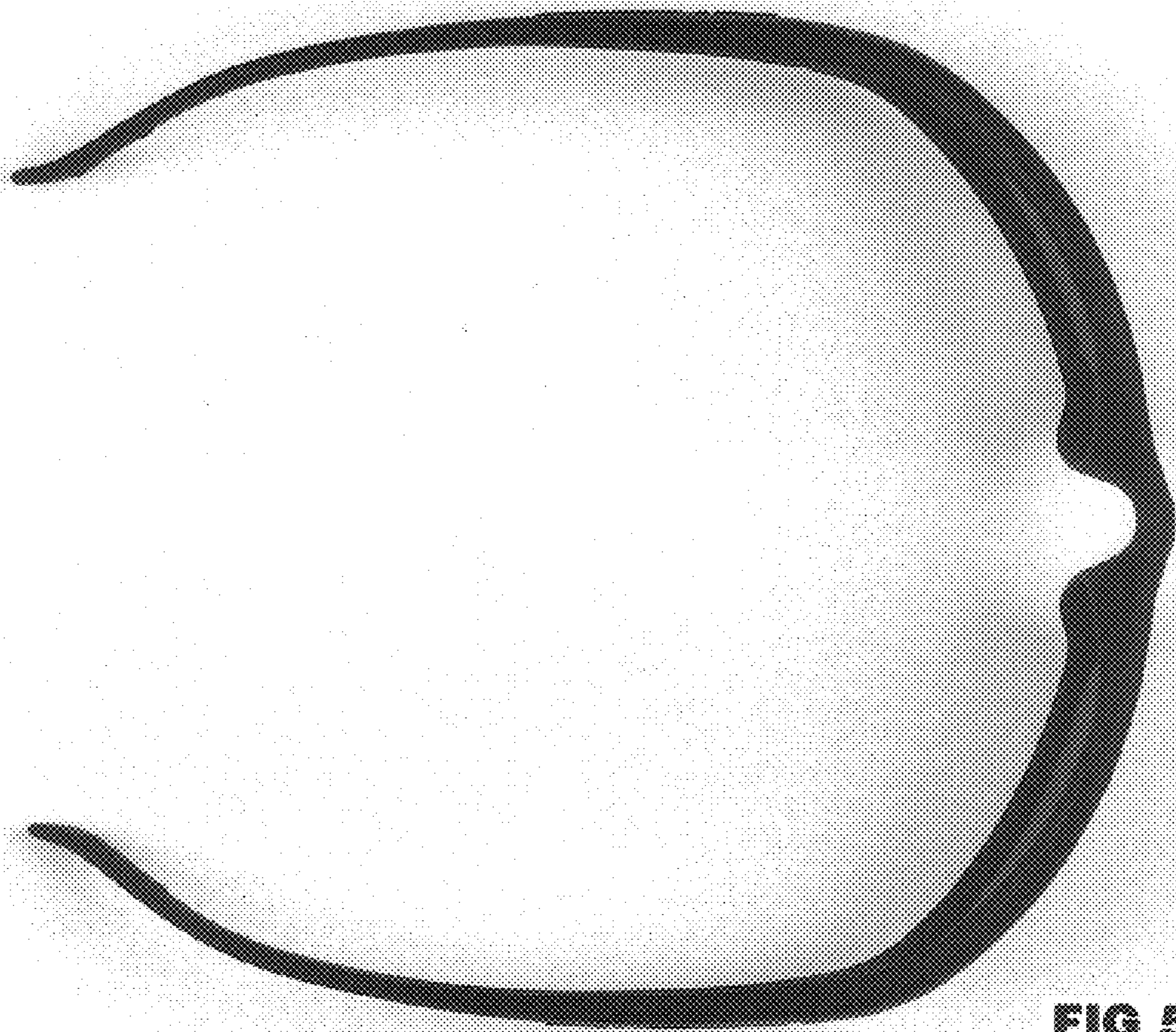


FIG 5

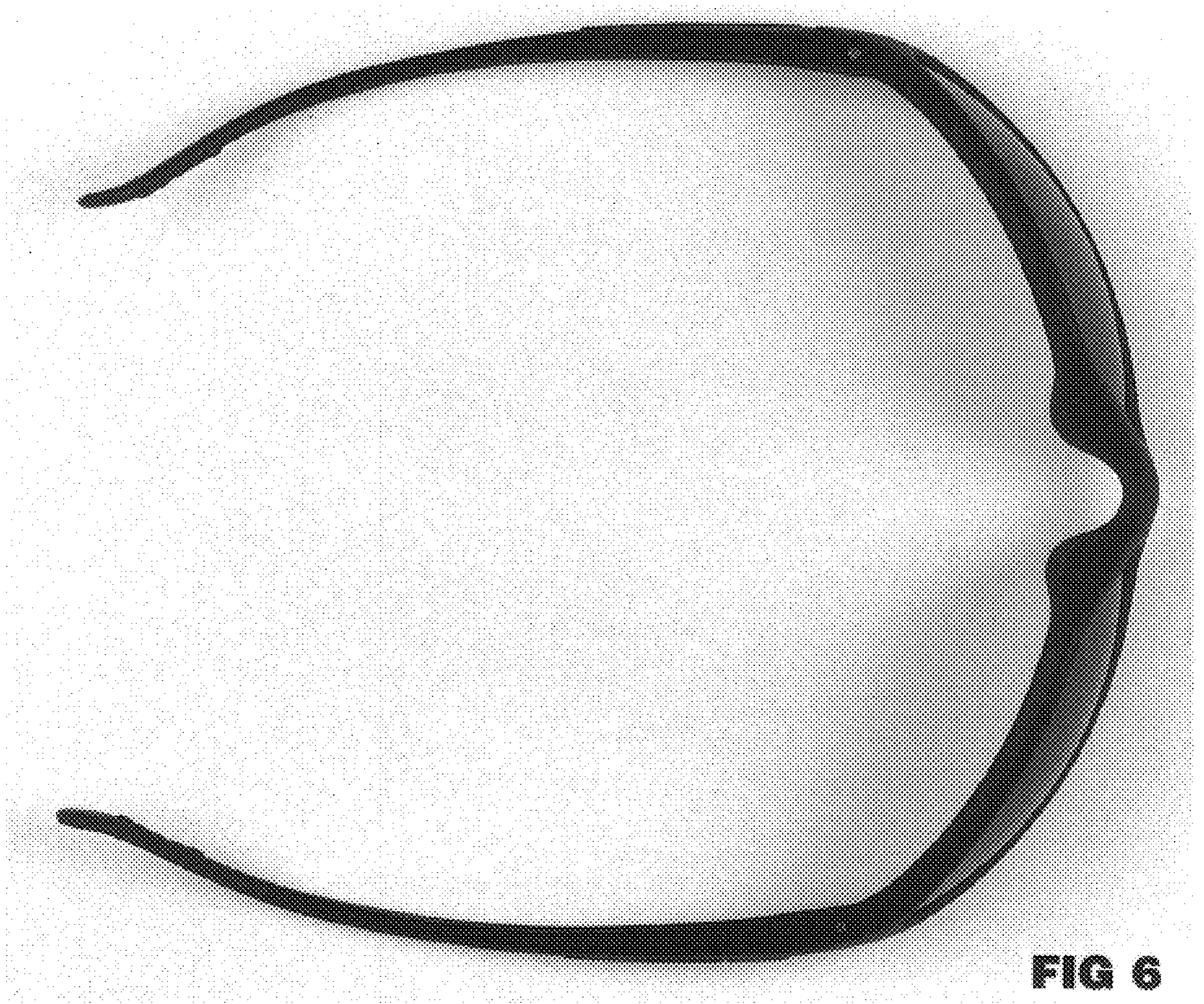


FIG 6