



US00D422007S

United States Patent [19]

Pickering et al.

[11] Patent Number: **Des. 422,007**

[45] Date of Patent: **** Mar. 28, 2000**

[54] SPECTACLES

[75] Inventors: **Colin Pickering**, Puttenham; **James Barnaville**, Farnham, both of United Kingdom

[73] Assignee: **Inline UK Limited**, Ockley, United Kingdom

[**] Term: **14 Years**

[21] Appl. No.: **29/096,745**

[22] Filed: **Nov. 19, 1998**

[30] **Foreign Application Priority Data**

May 20, 1998 [GB] United Kingdom 2074816

[51] **LOC (6) Cl.** **16-06**

[52] **U.S. Cl.** **D16/326; D16/335**

[58] **Field of Search** D16/101, 300-330, D16/335, 338; 351/41, 44, 51, 52, 111, 158; 2/447, 448

[56] **References Cited**

U.S. PATENT DOCUMENTS

- D. 183,845 11/1958 Liataud D16/328
- D. 372,929 8/1996 Conway D16/326
- D. 375,112 10/1996 Jannard D16/335

- D. 376,381 12/1996 Jannard D16/330
- D. 376,810 12/1996 Ohie D16/326
- D. 388,454 12/1997 Freeman et al. D16/335
- 3,402,005 9/1968 Liataud D16/300

OTHER PUBLICATIONS

- Washington Post, Mar. 4, 1990.
- Sunglass Hut Catalog P10, Dec. 4, 1996.
- Ski Magazine, P48, Jan. 1987.
- Accessories, Jul. 15, 1995.

Primary Examiner—Raphael Barkai
Attorney, Agent, or Firm—Richard M. Goldberg

[57] **CLAIM**

The ornamental design for spectacles, as shown and described.

DESCRIPTION

- FIG. 1 is a left, front perspective view of the spectacles of our design;
- FIG. 2 is a front elevational view thereof;
- FIG. 3 is a rear elevational view thereof;
- FIG. 4 is a left side elevational view thereof, the right side elevational view being a mirror image thereof;
- FIG. 5 is a top plan view thereof; and,
- FIG. 6 is a bottom plan view thereof.

1 Claim, 3 Drawing Sheets






FIG 1




FIG 2




FIG 3




FIG 4

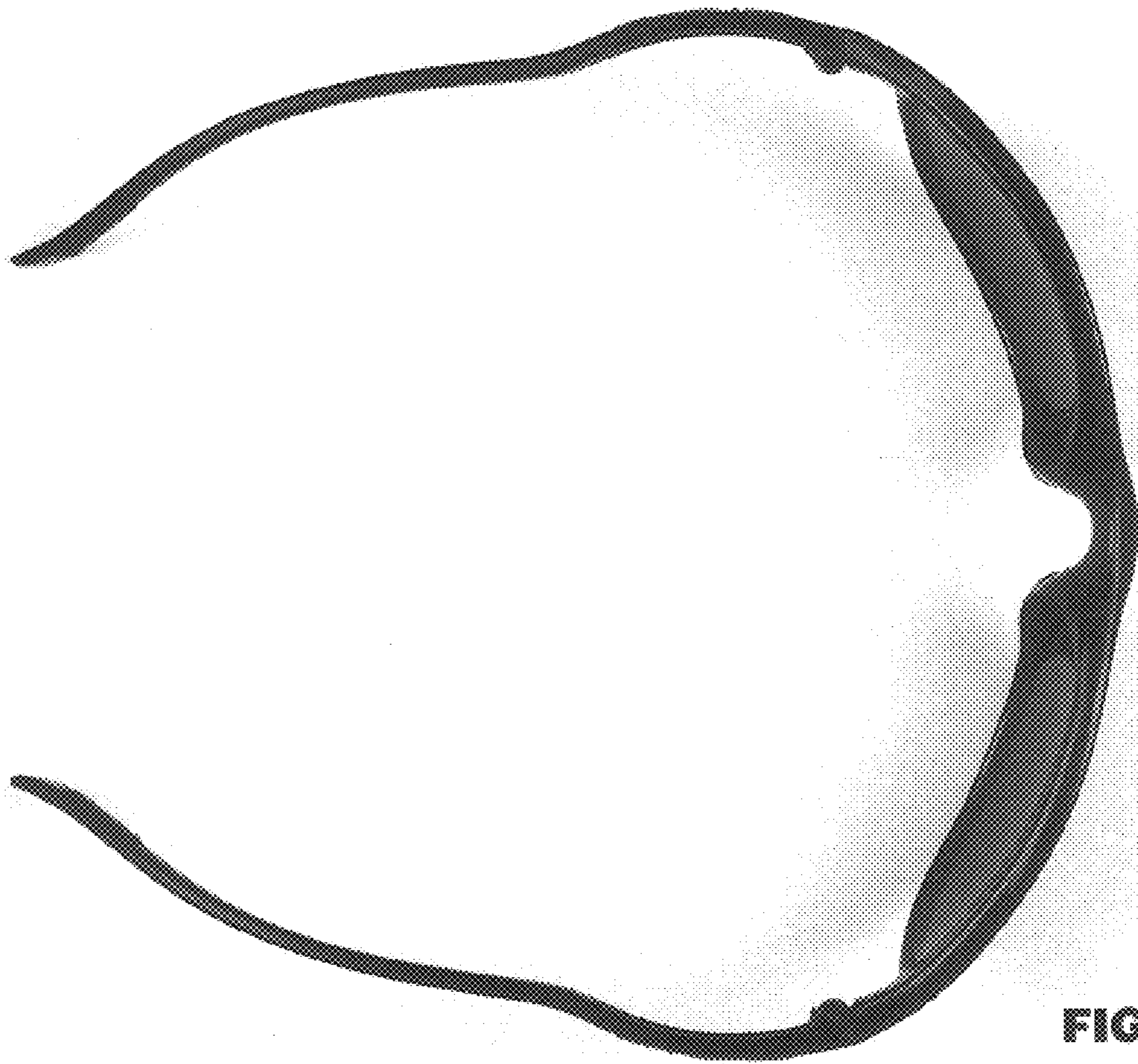


FIG 5




FIG 6