



US00D421988S

United States Patent [19] Fitzgerald

[11] Patent Number: **Des. 421,988**

[45] Date of Patent: **** Mar. 28, 2000**

[54] **BASE FOR A TELEPHONE HEADSET**

[76] Inventor: **Robert M. Fitzgerald**, 2290 S. Parker Rd., Suite 150, Denver, Colo. 80231

[**] Term: **14 Years**

[21] Appl. No.: **29/104,968**

[22] Filed: **May 12, 1999**

[51] **LOC (6) Cl.** **14-03**

[52] **U.S. Cl.** **D14/150**

[58] **Field of Search** D14/137, 130, D14/138, 61, 148, 147, 149-151, 140-142, 240, 241, 251, 253; 455/90, 550-575; 379/433-436, 419, 420, 430, 428, 440, 454, 455, 446, 447; D13/107, 108; 320/110, 113, 114, 115

- D. 375,496 11/1996 Jensen et al. .
- D. 375,741 11/1996 Mo D14/151
- D. 391,955 3/1998 Nagele et al. .
- D. 394,258 5/1998 Fitzgerald .
- D. 399,201 10/1998 Zeitman et al. D14/151
- D. 401,461 6/1999 Fitzgerald D14/150
- 4,875,234 10/1989 Tragatsching .
- 5,086,466 2/1992 Gumb et al. .
- 5,099,514 3/1992 Acree .
- 5,113,428 5/1992 Fitzgerald .
- 5,177,784 1/1993 Hu et al. .
- 5,835,585 11/1998 Morse .
- 5,841,858 11/1998 Frierson .

Primary Examiner—Jeffrey Asch
Attorney, Agent, or Firm—Chrisman Bynum & Johnson

[57] CLAIM

The ornamental design for a base for a telephone headset, as shown and described.

[56] References Cited

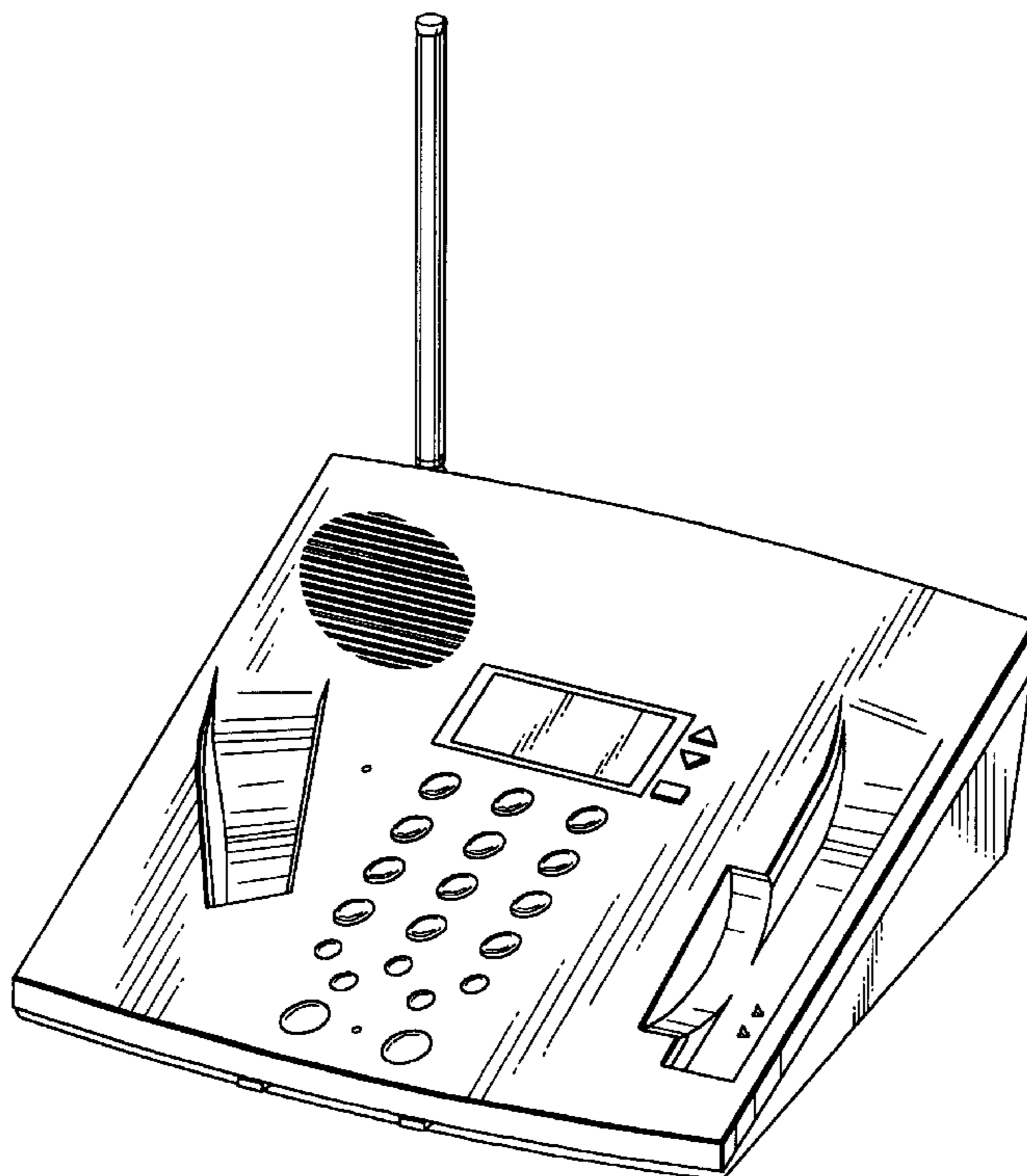
U.S. PATENT DOCUMENTS

- D. 284,660 7/1986 Montague et al. .
- D. 294,824 3/1988 Lin .
- D. 300,628 4/1989 Wu .
- D. 311,185 10/1990 Chiassi .
- D. 315,896 4/1991 Brown .
- D. 315,904 4/1991 Cheng .
- D. 332,786 1/1993 Gagnon .
- D. 334,932 4/1993 Yu D14/151
- D. 347,633 6/1994 Keung D14/151
- D. 349,899 8/1994 Siddoway et al. D14/151
- D. 349,900 8/1994 Read et al. .
- D. 356,086 3/1995 Townsend et al. .
- D. 372,480 8/1996 Bungardt .
- D. 372,912 8/1996 Yamada .

DESCRIPTION

FIG. 1 is a left side front perspective view of a base for a telephone headset showing my new design; FIG. 2 is a top plan view; FIG. 3 is a front elevation view; FIG. 4 is a right side elevation view; FIG. 5 is a left side elevation view; FIG. 6 is a rear elevation view; and, FIG. 7 is a left side front perspective view thereof showing, in phantom, a telephone headset resting therein. The broken line showing in FIG. 7 is for illustrative purposes only and forms no part of the claimed design.

1 Claim, 3 Drawing Sheets



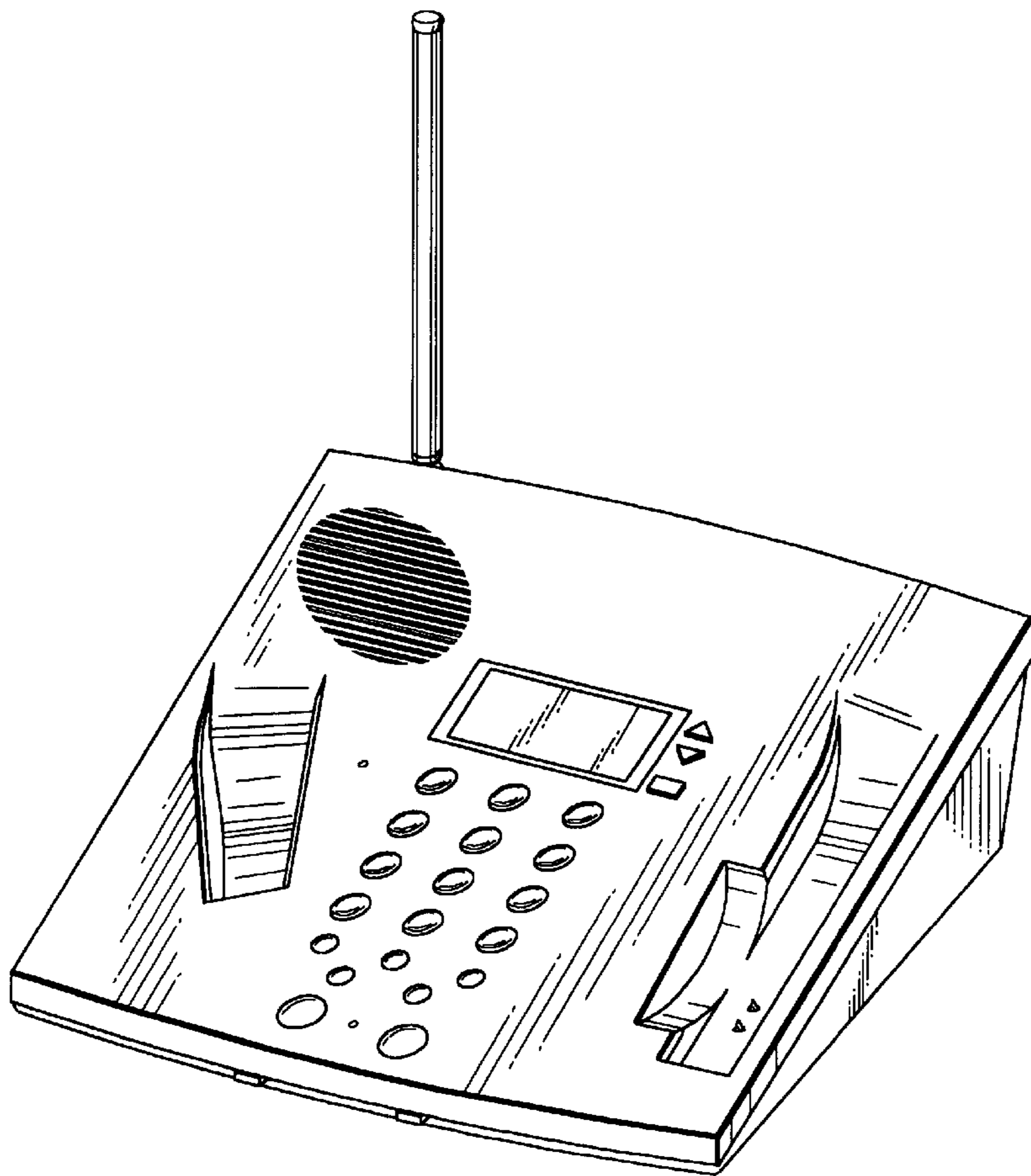


FIG. 1




FIG. 2

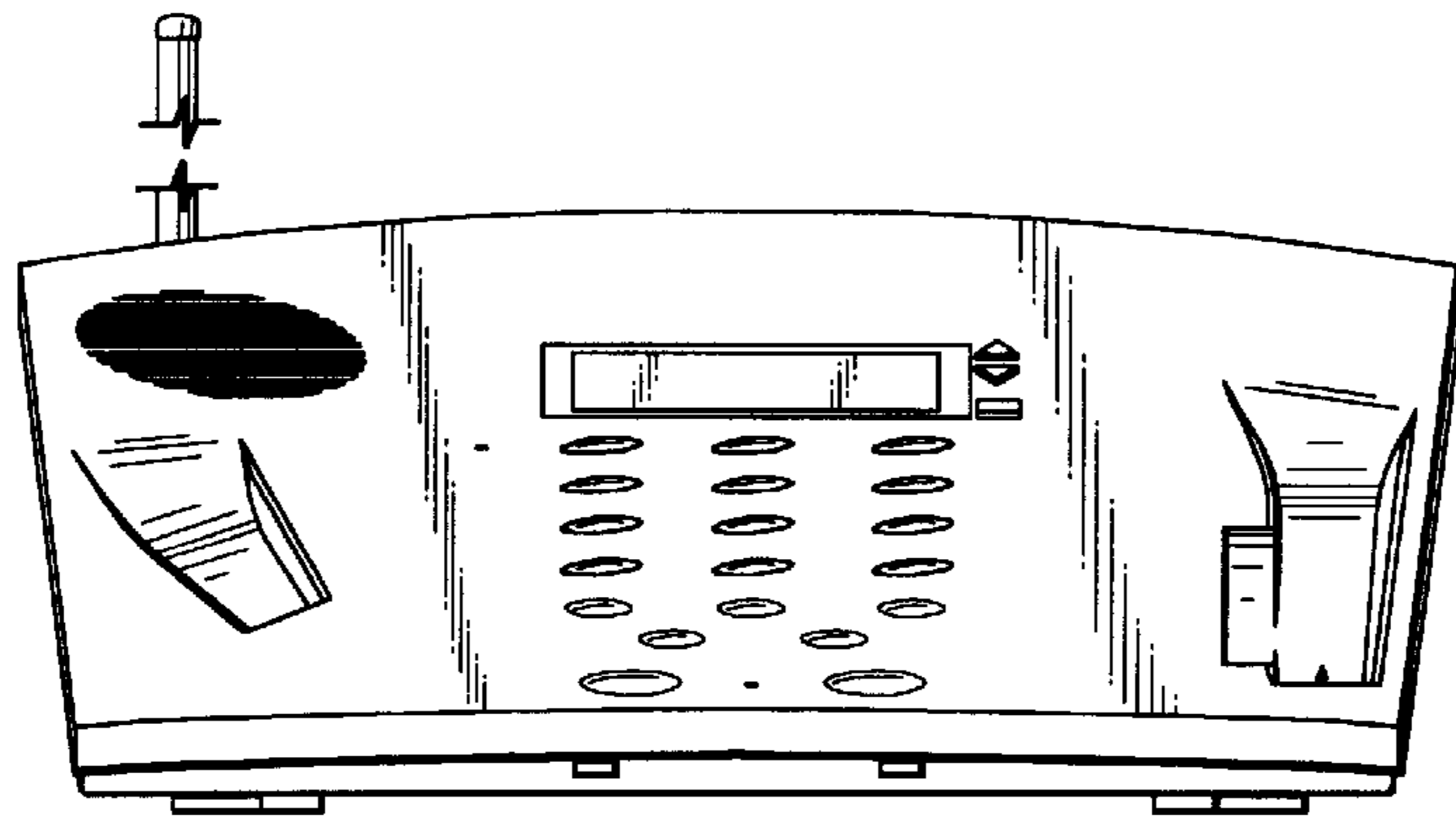


FIG. 3

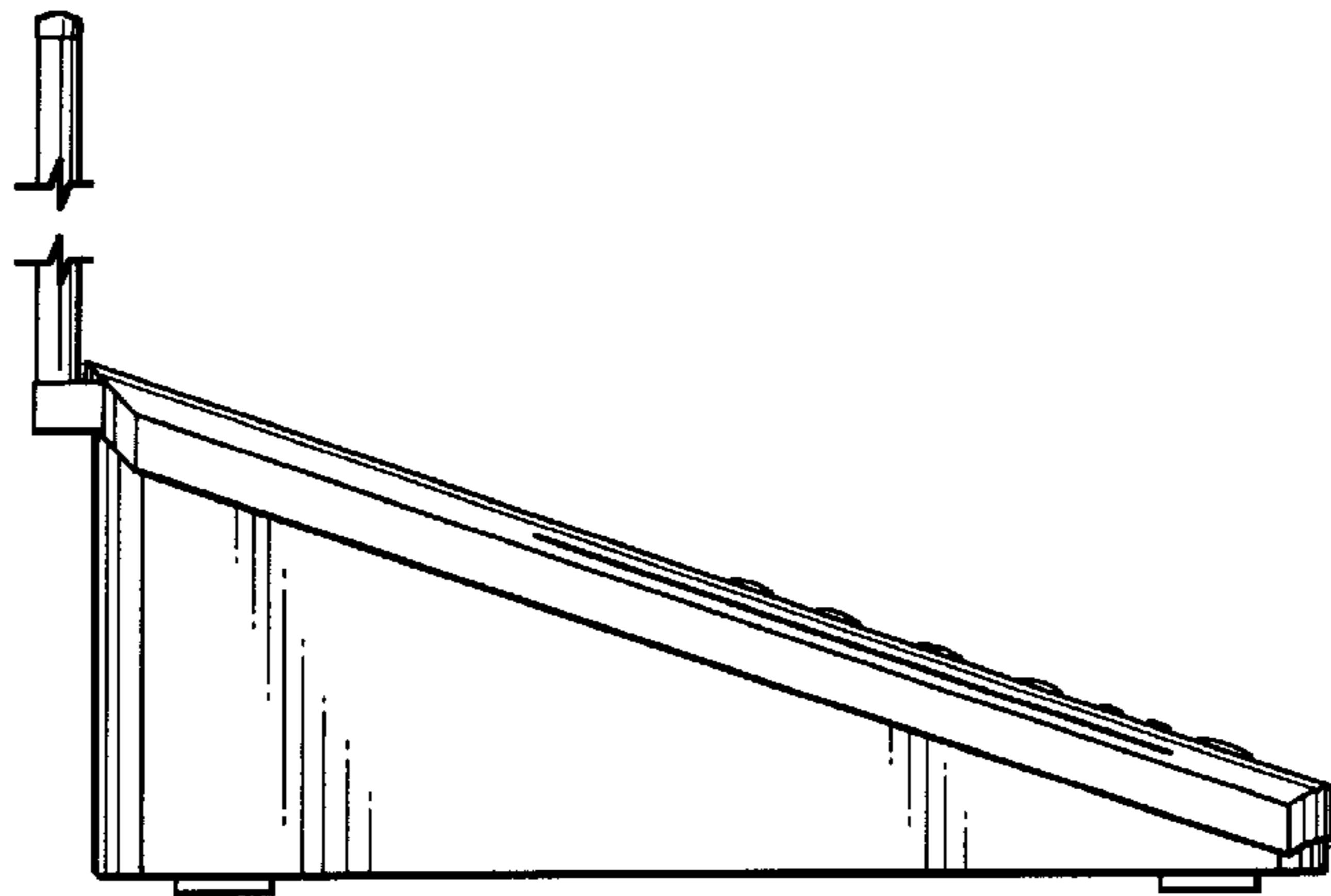


FIG. 4

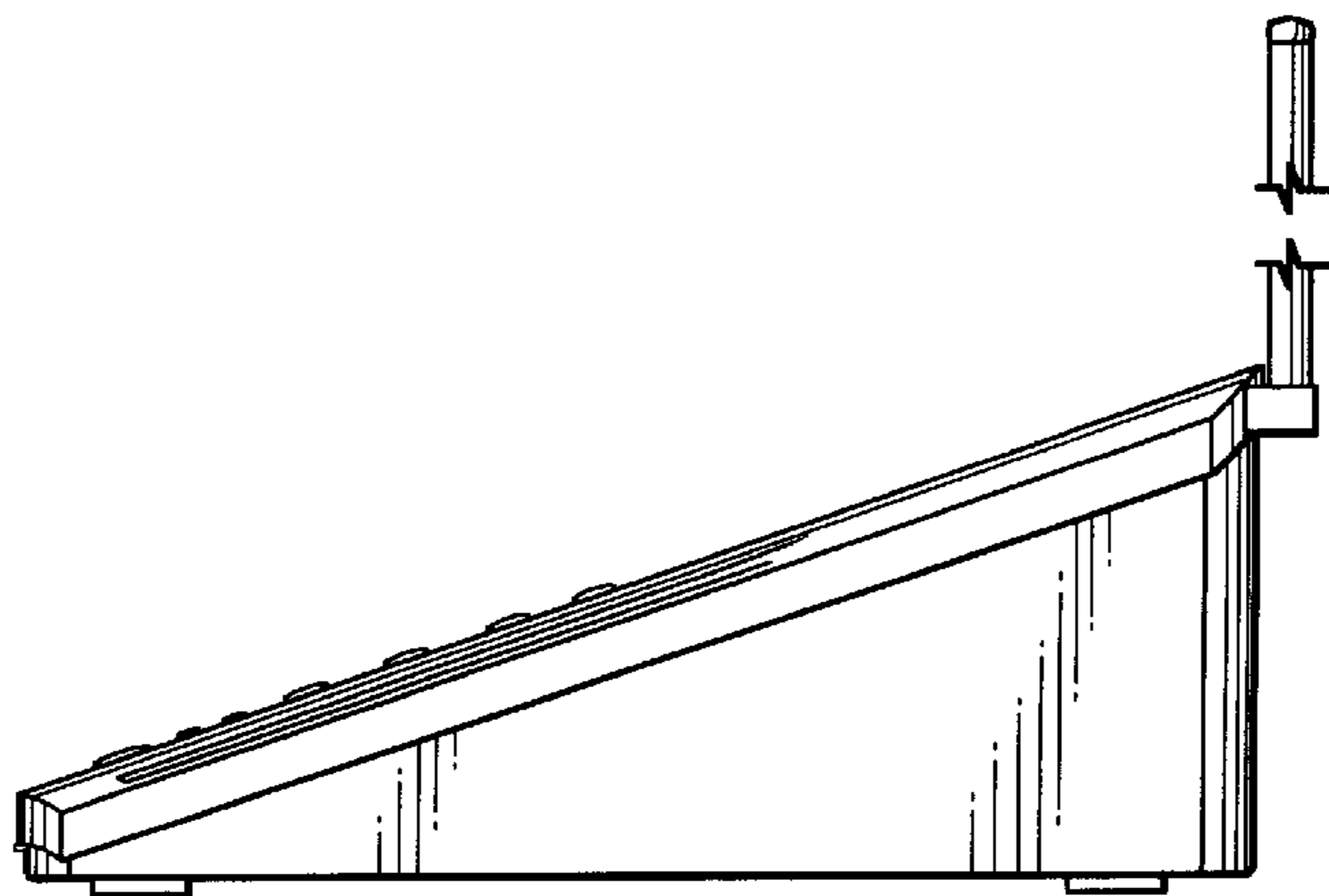


FIG. 5

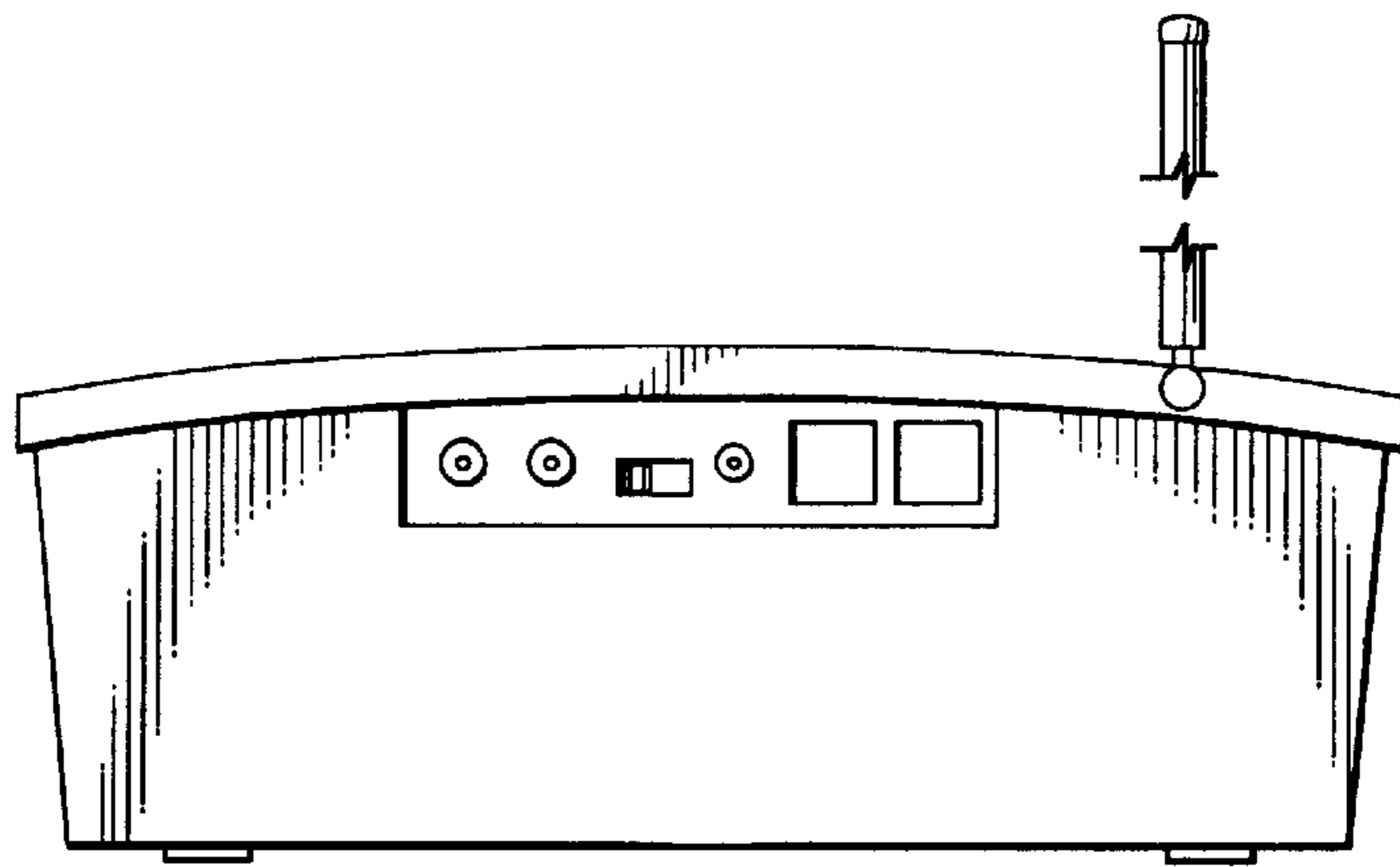


FIG. 6

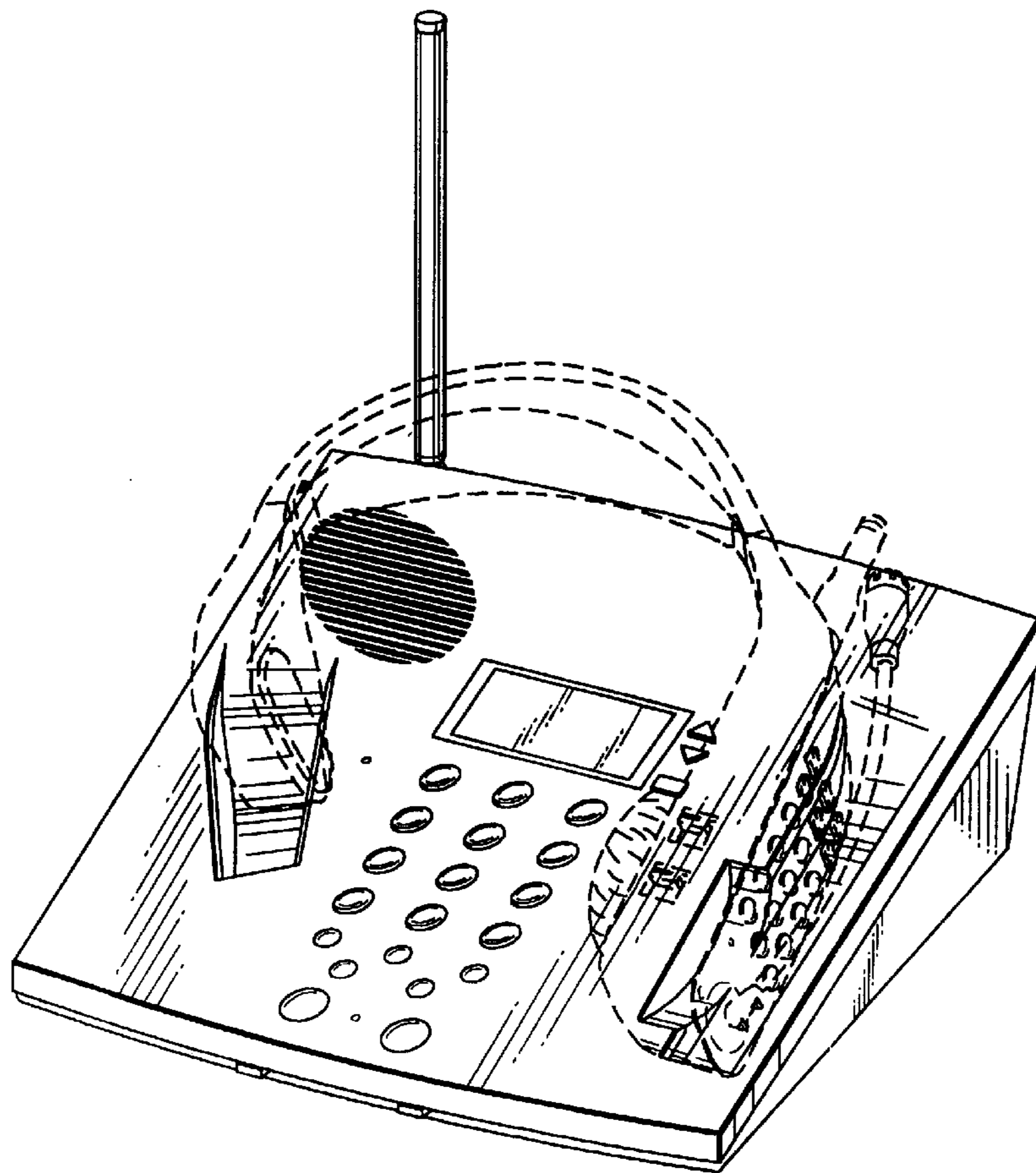


FIG. 7