US00D421980S

United States Patent [19]

Amron

[11] Patent Number: Des. 421,980

[45] Date of Patent: ** *Mar. 28, 2000

[54] **VIDEO DOCUMENT**

[75] Inventor: **Alan Amron**, Syosset, N.Y.

[73] Assignee: **Videochip Technology**

[*] Notice: This patent is subject to a terminal disclaimer.

[**] Term: **14 Years**

[21] Appl. No.: **29/093,306**

[22] Filed: **Sep. 8, 1998**

[51] **LOC (6) Cl.** **14-02**

[52] **U.S. Cl.** **D14/124**

[58] **Field of Search** ..... D14/124, 125, D14/114.3–114.9, 117.1; D21/329, 324, 333; 273/148 B, 244, 247; 463/1, 4, 5, 29–47; 345/348, 133, 139, 905, 967, 976, 977

[56] **References Cited**

U.S. PATENT DOCUMENTS

D. 397,370	8/1998	Chen	D21/329
4,438,926	3/1984	Yokoi et al.	463/29
4,662,635	5/1987	Enokian	463/31
5,046,739	9/1991	Reichow	273/148 B
5,393,071	2/1995	Best	463/35
5,661,632	8/1997	Register	345/905 X
5,736,975	4/1998	Lunetta	345/156
5,743,801	4/1998	Welander	463/44

Primary Examiner—Prabhakar Deshmukh
Attorney, Agent, or Firm—Eliot Gerber, Esq.

[57] **CLAIM**

The ornamental design for a video document, as shown and described.

DESCRIPTION

FIG. **1** is a front elevational view of a video document showing my new design;
FIG. **2** is a rear elevational view thereof;
FIG. **3** is a right side elevational view thereof;
FIG. **4** is a left side elevational view thereof;
FIG. **5** is a top plan view thereof; and,
FIG. **6** is a bottom plan view thereof.

1 Claim, 2 Drawing Sheets



FIG. 2

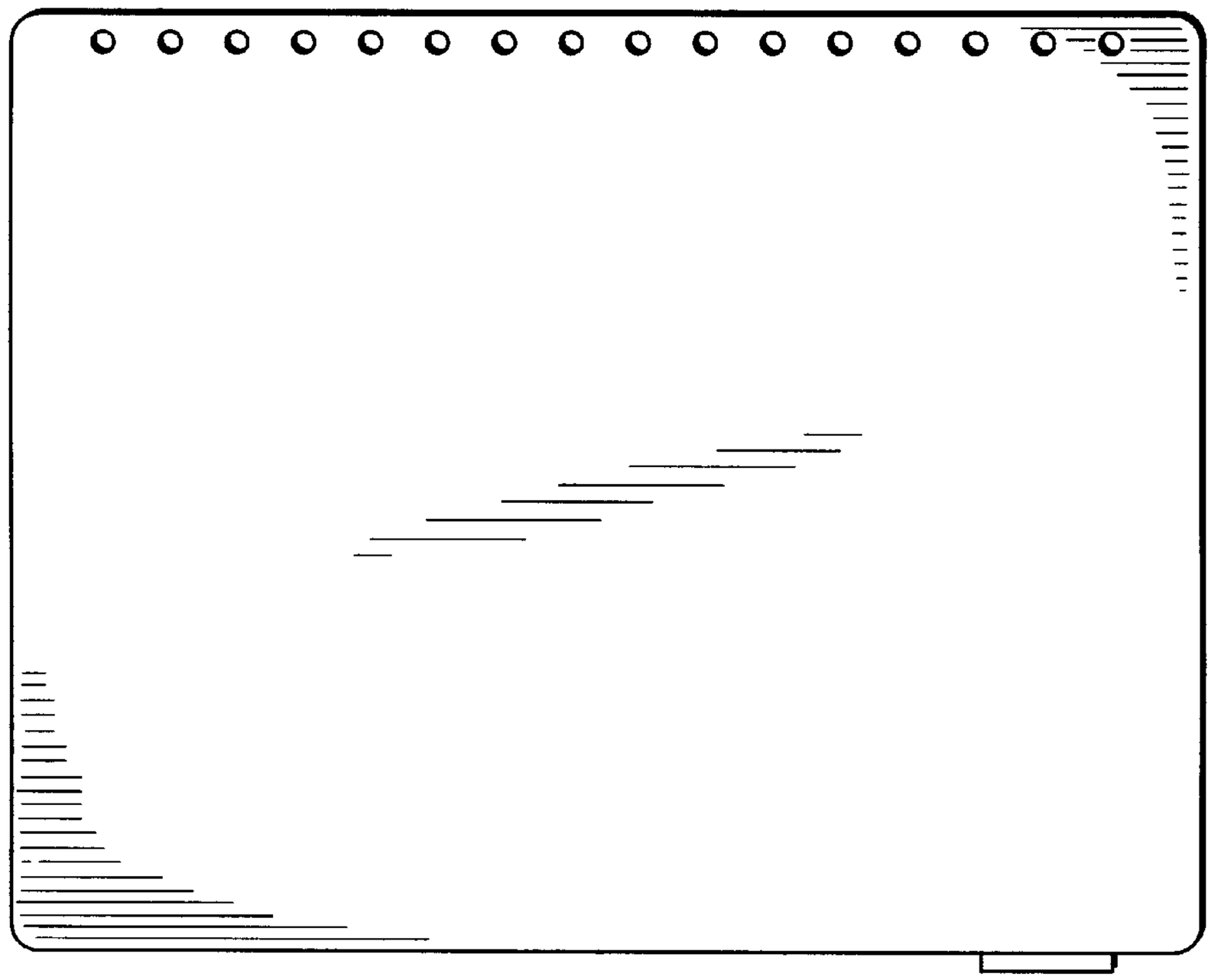

FIG. 1

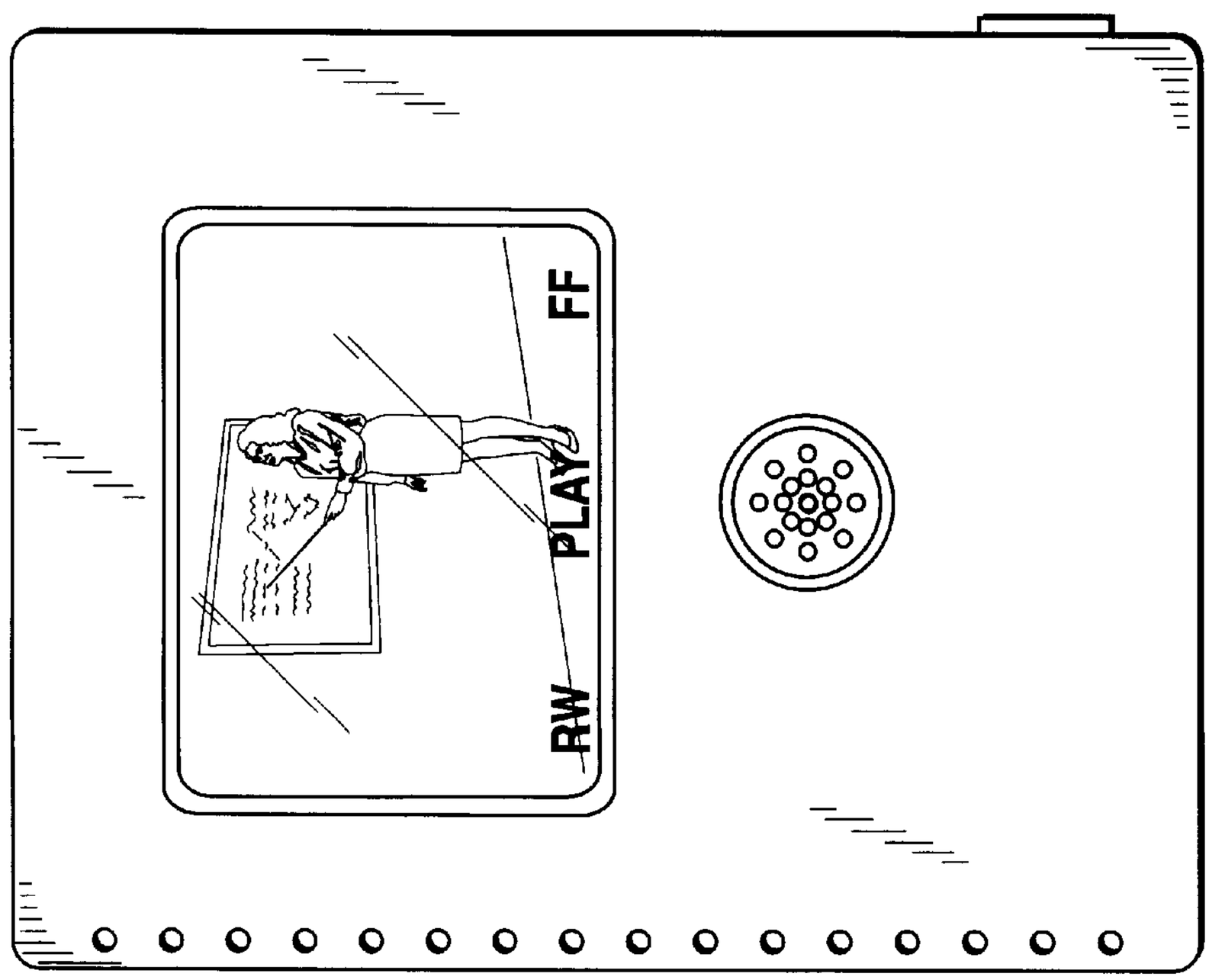

FIG. 5



FIG. 6



FIG. 4



FIG. 3