



US00D421966S

United States Patent [19]

Allen et al.

[11] **Patent Number: Des. 421,966**

[45] **Date of Patent: ** Mar. 28, 2000**

[54] **PUSH BUTTON**

[75] Inventors: **James J. Allen**, Red Bank; **William H. Jolicoeur**, Little Silver, both of N.J.; **Ian Smith**, Nashua, N.H.; **John Philip Stoddard**, Ben Lomand, Calif.; **Carolyn J. Szymanowicz**, Matawan, N.J.; **Leslie Gayle Tudor**, Little Silver, N.J.; **David Craig Tyler**, Shrewsbury, N.J.

[73] Assignee: **Lucent Technologies Inc.**, Murray Hill, N.J.

[**] Term: **14 Years**

[21] Appl. No.: **29/088,713**

[22] Filed: **May 29, 1998**

[51] **LOC (6) Cl. 13-03**

[52] **U.S. Cl. D13/174**

[58] **Field of Search D13/158, 171, D13/173, 174; 200/314, 329, 341, 520**

[56] **References Cited**

U.S. PATENT DOCUMENTS

D. 151,305 10/1948 Waltman D13/171

D. 152,782 2/1949 Guild D13/171
D. 329,424 9/1992 Niemczura et al. D13/174
4,937,408 6/1990 Hattori et al. 200/314

Primary Examiner—Adir Aronovich
Attorney, Agent, or Firm—Joseph J. Opalach

[57] **CLAIM**

The ornamental design for a push button, as shown and described.

DESCRIPTION

FIG. 1 is a perspective view of a push button showing our new design;

FIG. 2 is a top view thereof;

FIG. 3 is a front view thereof;

FIG. 4 is cross a sectional view thereof, taken on line 4—4 in FIG. 2; and,

FIG. 5 is a right view thereof, the left view being substantially a mirror image thereof.

The bottom of the push button not shown in the drawing or described in the specification forms no part of the claimed design.

1 Claim, 1 Drawing Sheet

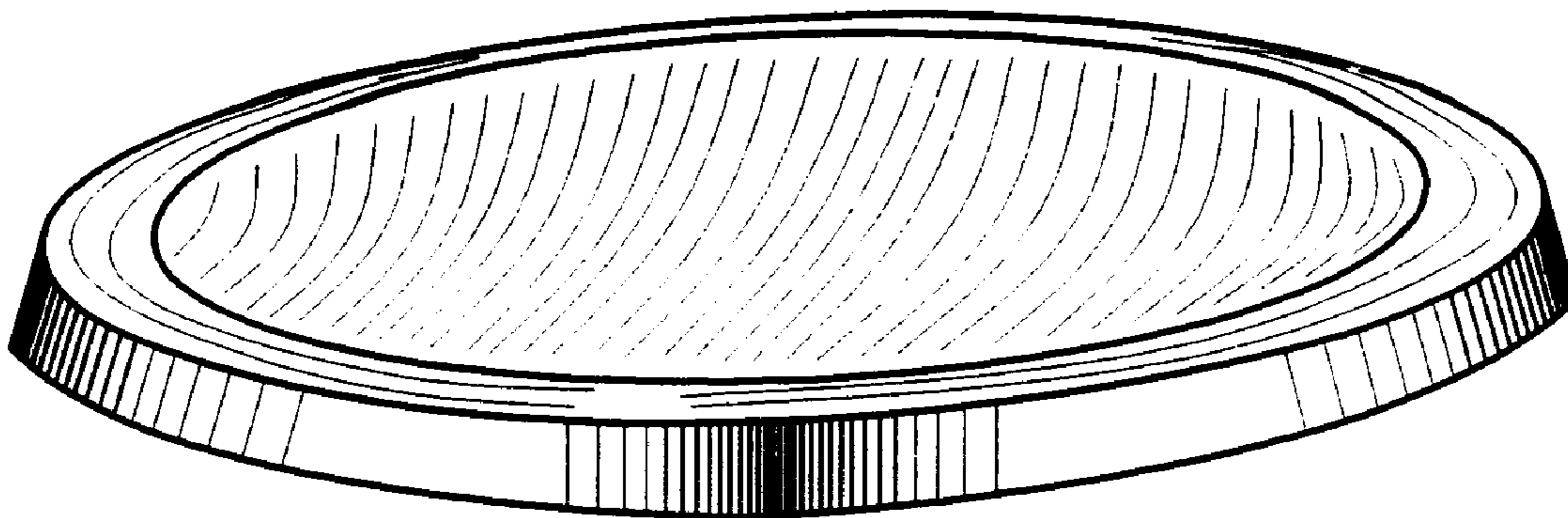


FIG. 1

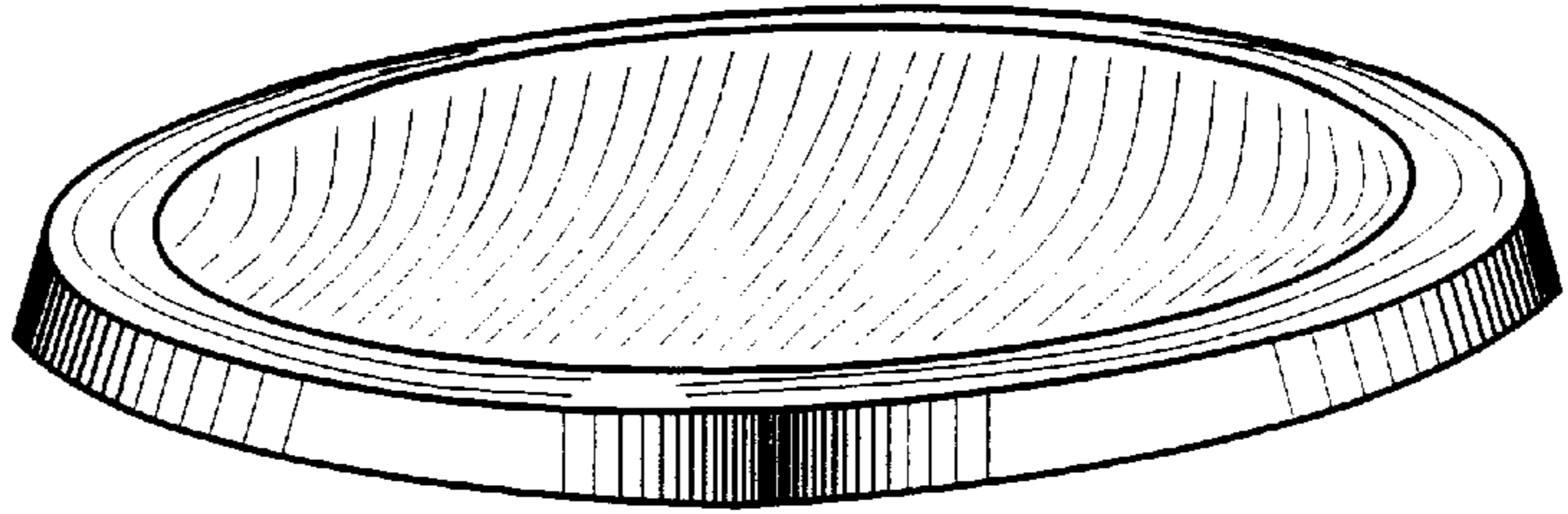


FIG. 2

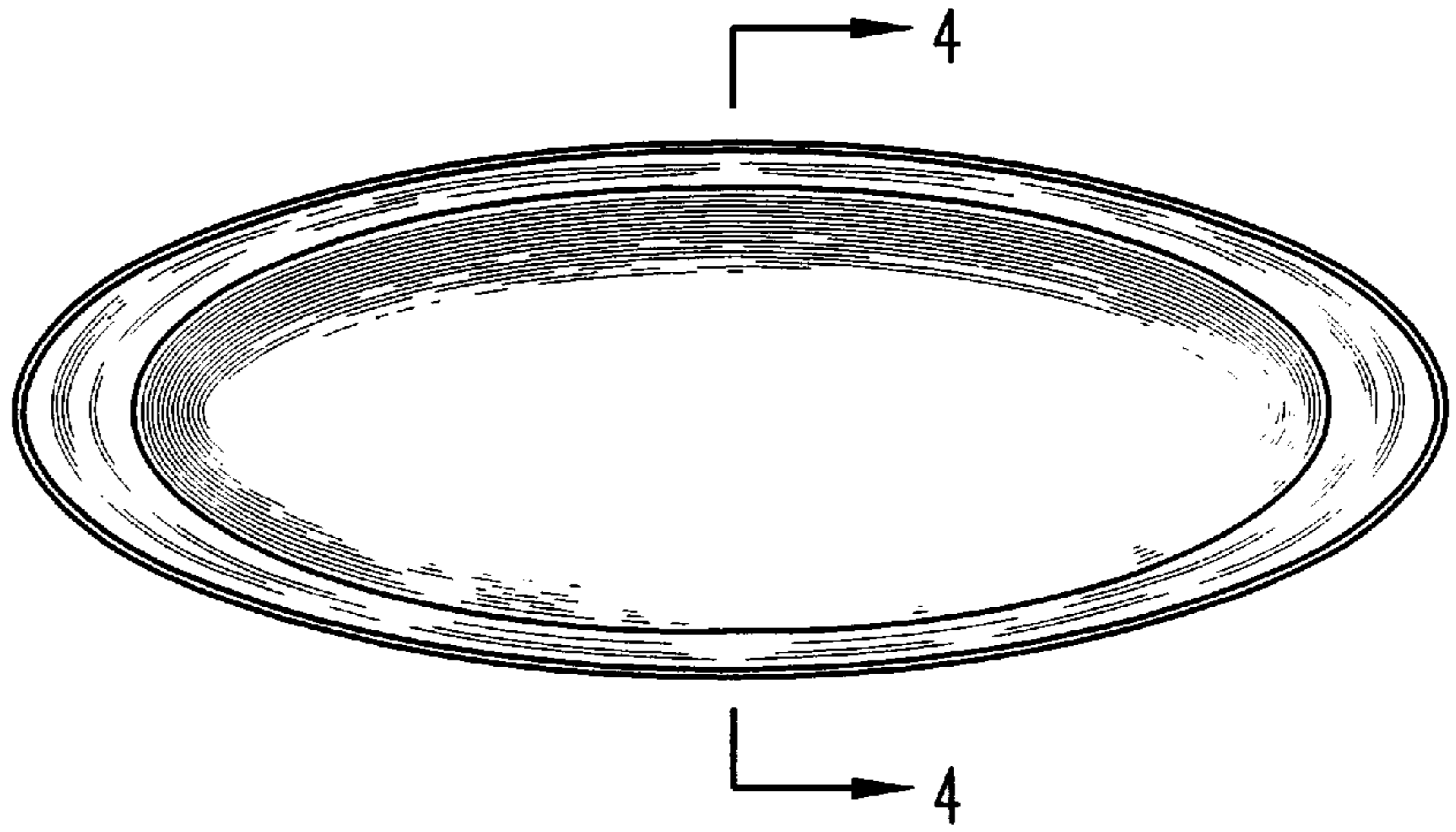


FIG. 3



FIG. 4

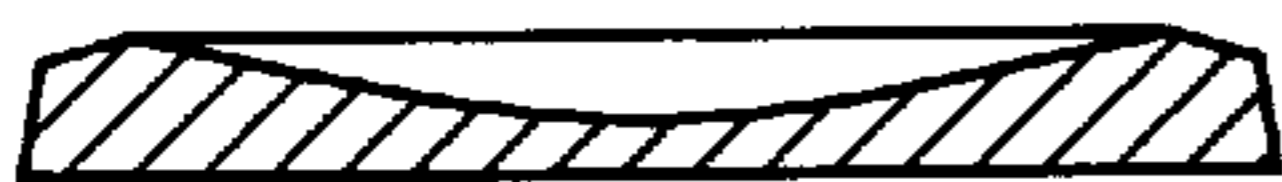


FIG. 5

