



US00D421961S

United States Patent [19] Müller

[11] **Patent Number: Des. 421,961**
[45] **Date of Patent: ** Mar. 28, 2000**

[54] **ELECTRICAL RECEPTACLE HOUSING**

5,575,668 11/1996 Timmerman 439/131

[75] Inventor: **Mark Müller**, Uxbridge, Canada

Primary Examiner—Susan J. Lucas
Assistant Examiner—Jennifer Rivard
Attorney, Agent, or Firm—Dimock Stratton Clarizio; Mark B. Eisen

[73] Assignee: **Nienkämper Furniture & Accesories**,
Toronto, Canada

[**] Term: **14 Years**

[57] CLAIM

[21] Appl. No.: **29/076,613**

The ornamental design for an electrical receptacle housing,
as shown and described.

[22] Filed: **Sep. 25, 1997**

DESCRIPTION

[51] **LOC (6) Cl.** **13-03**

[52] **U.S. Cl.** **D13/139.4**

[58] **Field of Search** 174/50, 53, 54,
174/55, 58, 57, 56, 48, 49; 220/242; 439/131,
535, 215, 544, 571, 214, 620-622, 540.1;
307/18; D13/139.1-139.8


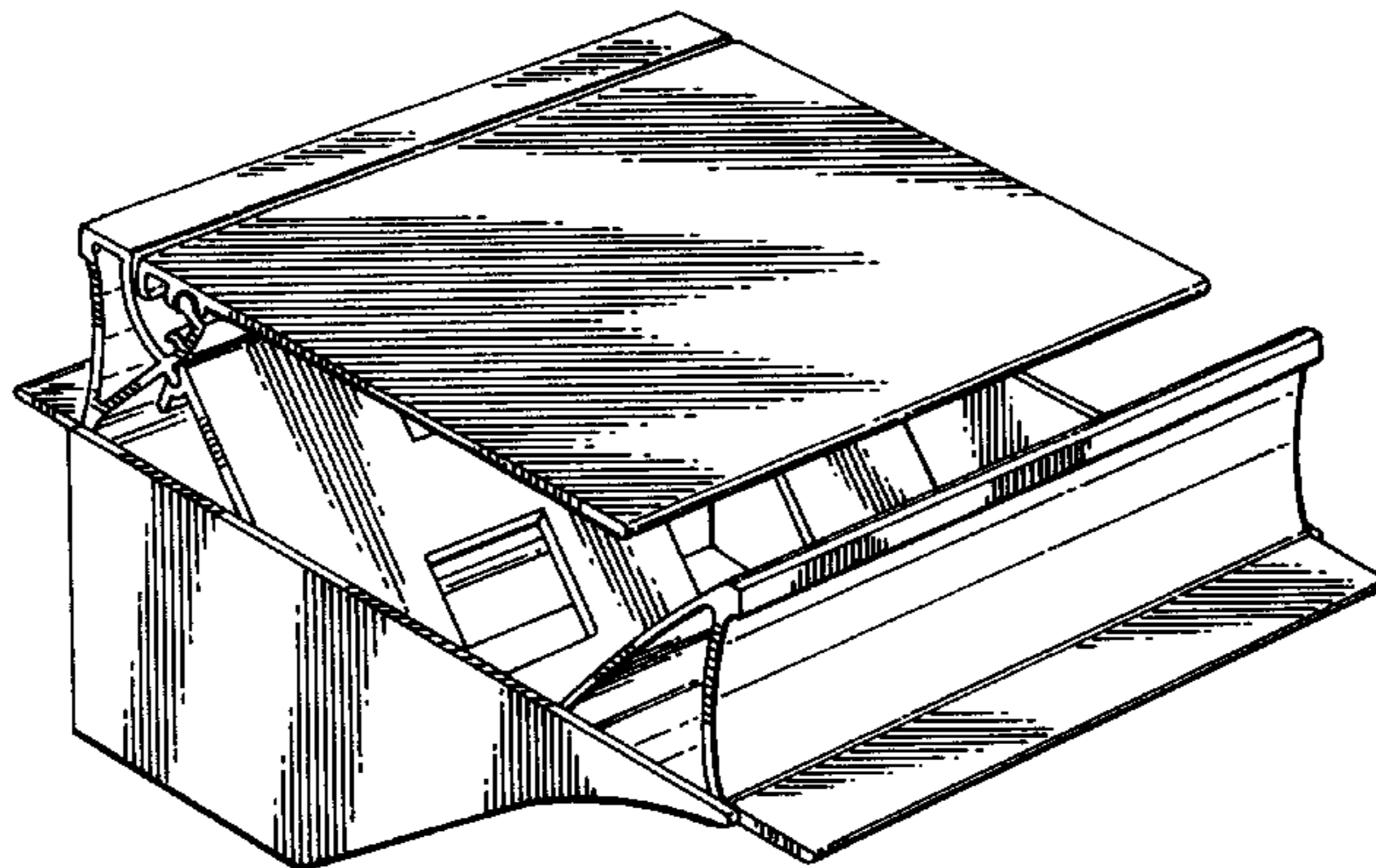
FIG. 1 is a perspective view of the electrical receptacle housing with the cover closed;
FIG. 2 is a top plan view;
FIG. 3 is a bottom plan view;
FIG. 4 is a front elevation;
FIG. 5 is a rear elevation;
FIG. 6 is a side elevation, the other side being a mirror image thereof; and,
FIG. 7 is a perspective view of the electrical receptacle housing with the cover open.

[56] References Cited

U.S. PATENT DOCUMENTS

D. 392,254 3/1998 Gavaert D13/139.4
5,023,396 6/1991 Bartee et al. 174/48
5,122,069 6/1992 Brownlie et al. 439/131

1 Claim, 3 Drawing Sheets



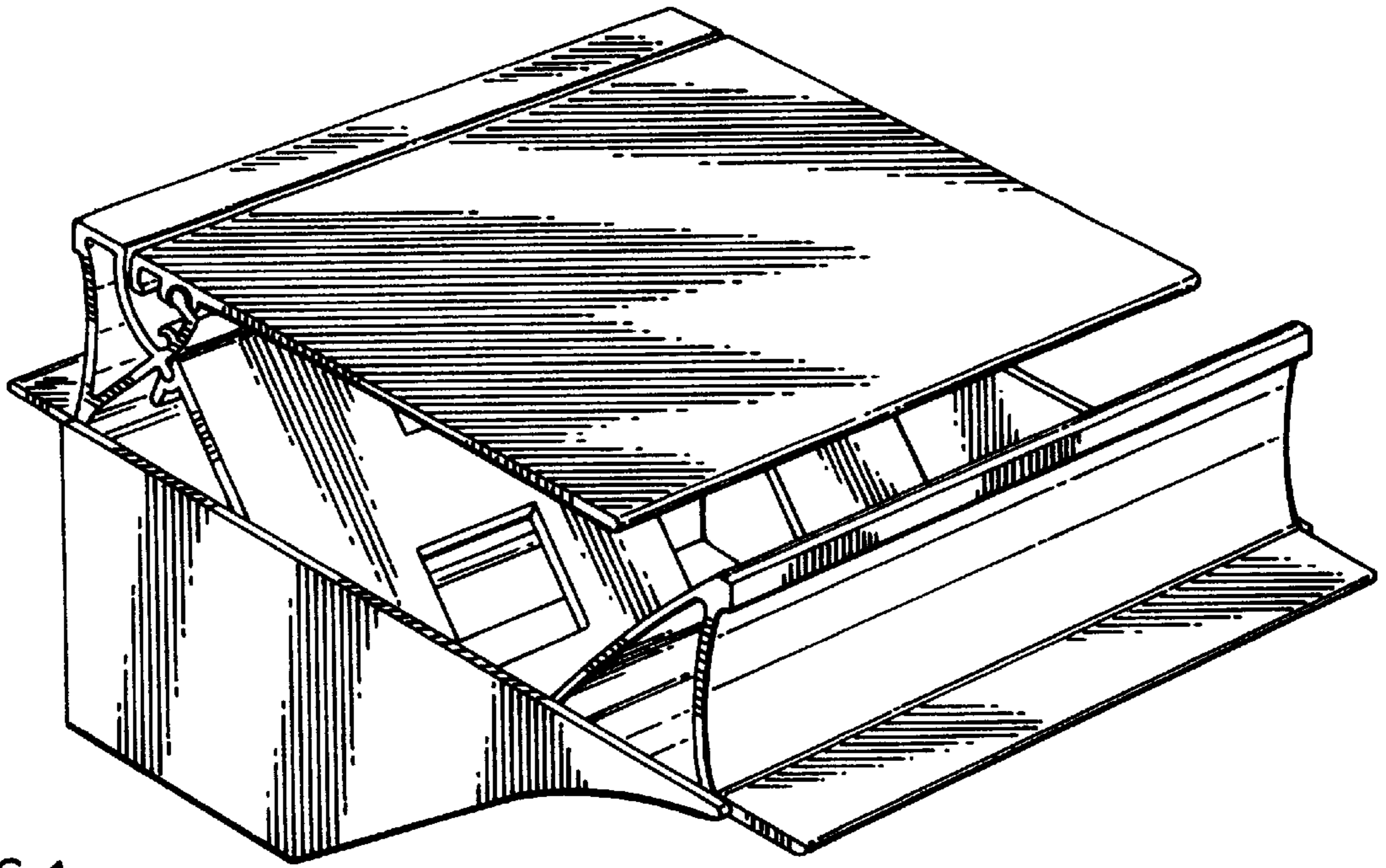


FIG. 1

FIG. 2.




FIG. 3.




FIG. 4.




FIG. 5.

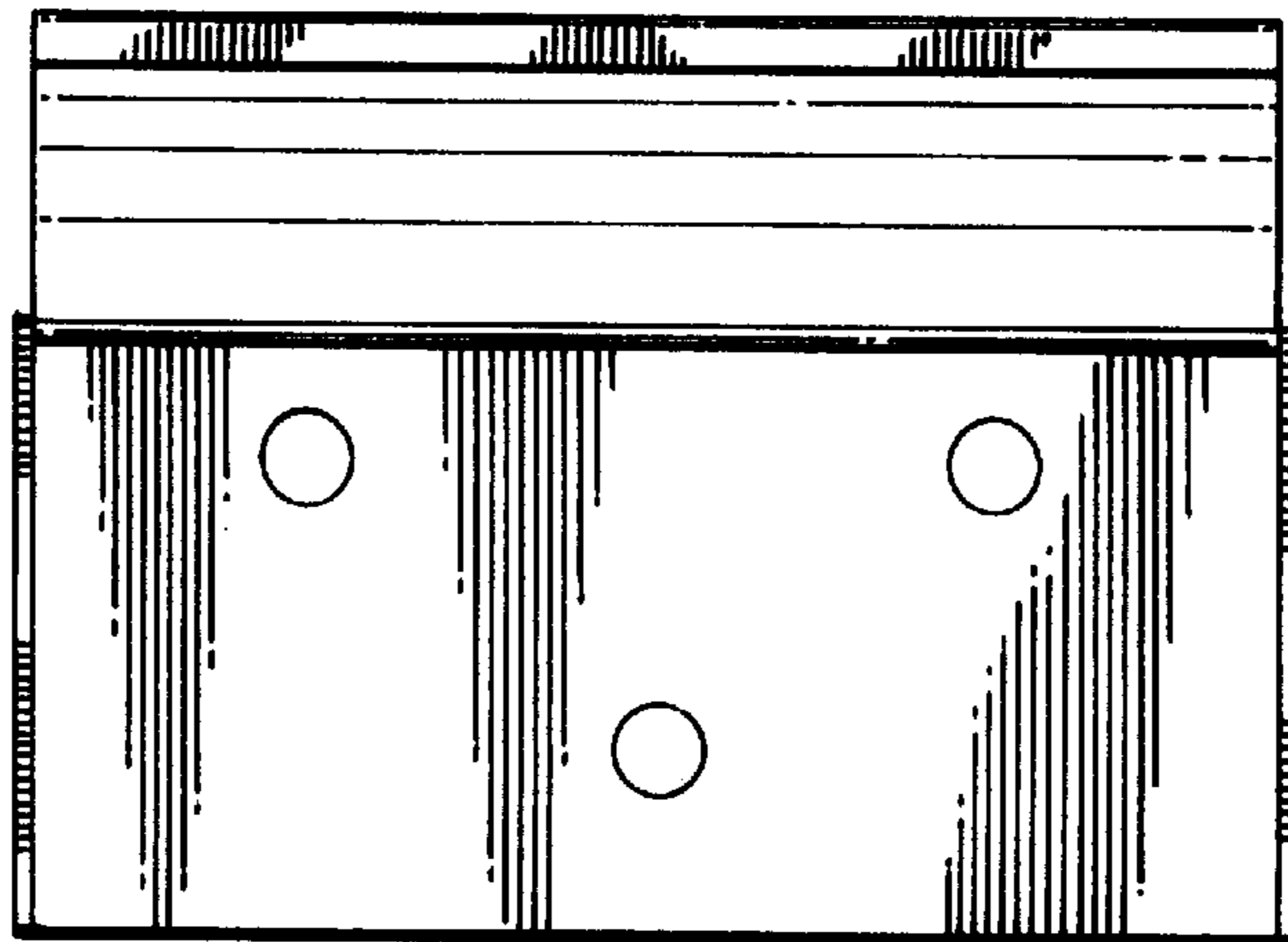


FIG. 6.

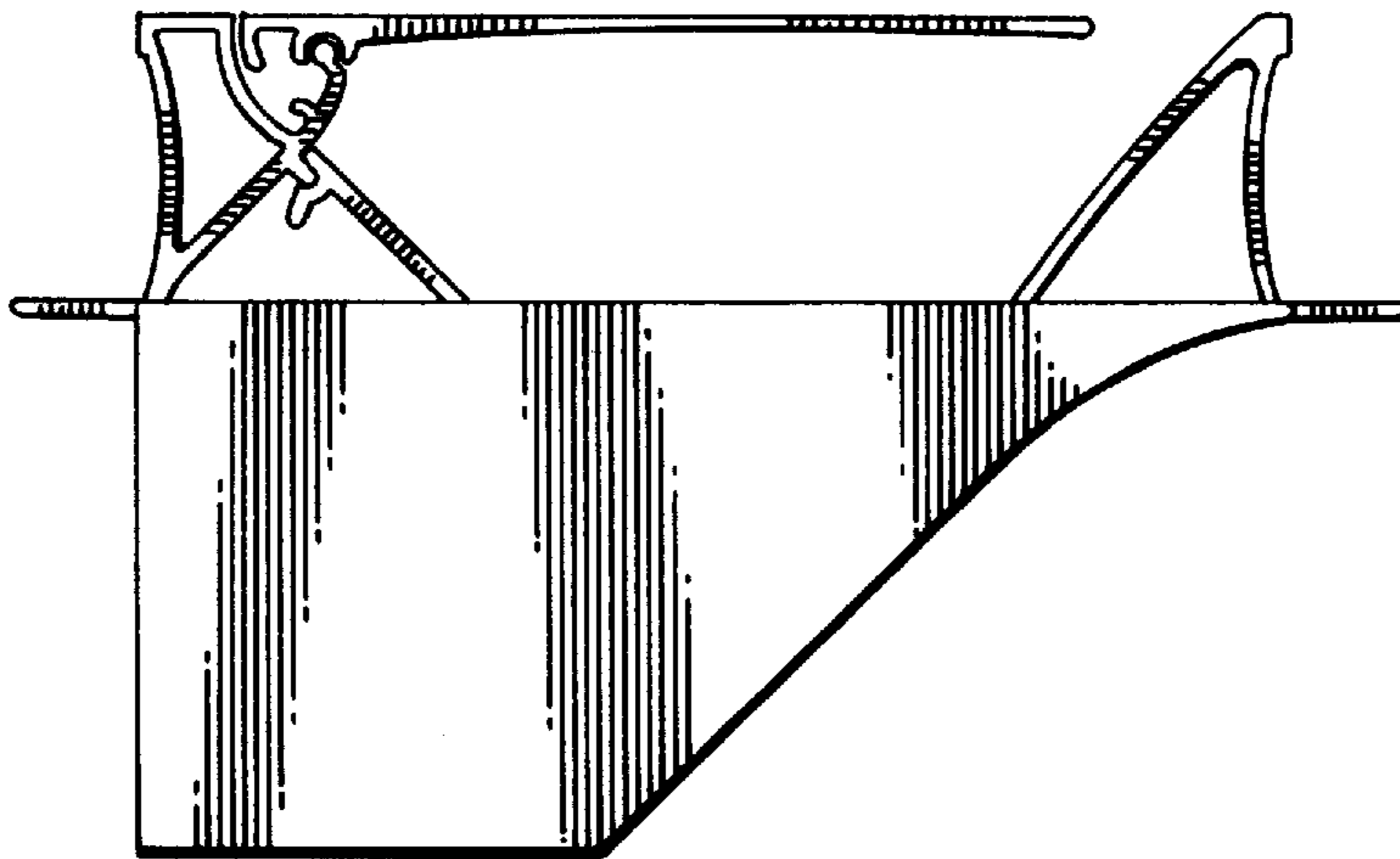


FIG. 7.

