



US00D421953S

United States Patent [19]

Sims et al.

[11] Patent Number: **Des. 421,953**

[45] Date of Patent: **** Mar. 28, 2000**

[54] **FRONT FACE OF A VEHICLE WHEEL**

[75] Inventors: **Daniel Jerome Sims**, Lake Forest;
Chuck Wong, Irvine, both of Calif.

[73] Assignee: **Mitsubishi Jidosha Kogyo Kabushiki Kaisha**, Tokyo, Japan

[**] Term: **14 Years**

[21] Appl. No.: **29/099,196**

[22] Filed: **Jan. 15, 1999**

[51] **LOC (6) Cl.** **12-16**

[52] **U.S. Cl.** **D12/211**

[58] **Field of Search** D12/204-213;
301/64.1, 65, 37.1

[56] **References Cited**

U.S. PATENT DOCUMENTS

D. 197,839	3/1964	Logghe	D12/211
D. 339,561	9/1993	Maiworm et al.	D12/211
D. 344,924	3/1994	Braungart et al.	D12/211
D. 382,530	8/1997	Raudman et al.	D12/211
D. 402,951	12/1998	Wechner	D12/211

D. 405,749	2/1999	Kulla	D12/211
D. 406,807	3/1999	Shikado	D12/211
D. 408,346	4/1999	Goplen	D12/211
D. 411,502	6/1999	Chung	D12/211

Primary Examiner—Doris V. Coles
Assistant Examiner—Stacia Sinuik


[57] **CLAIM**

The ornamental design for a front face of a vehicle wheel, as shown and described.

DESCRIPTION

FIG. 1 is a front perspective view of a front face of a vehicle wheel showing our new design;
FIG. 2 is a front elevation view thereof;
FIG. 3 is a top plan view thereof; and,
FIG. 4 is a right side elevation view thereof.
A left side elevation view of the front face of a vehicle wheel of FIG. 1 has been omitted since it is symmetrical to FIG. 4. The broken lines showing of environmental structure in FIGS. 1, 3, and 4 of the drawing are for illustrative purposes only and form no part of the claimed design.

1 Claim, 3 Drawing Sheets



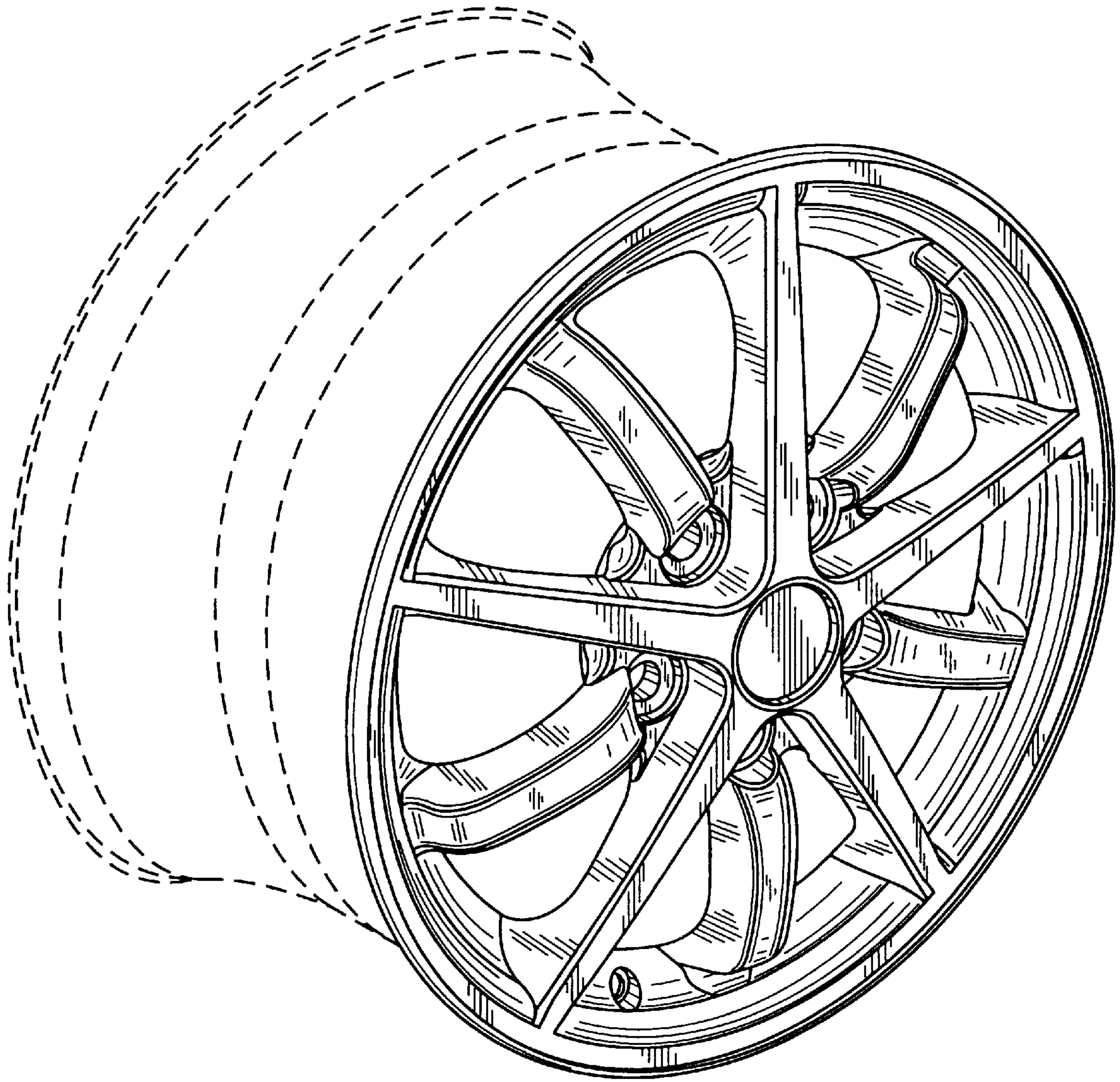


FIG. 1




FIG. 2

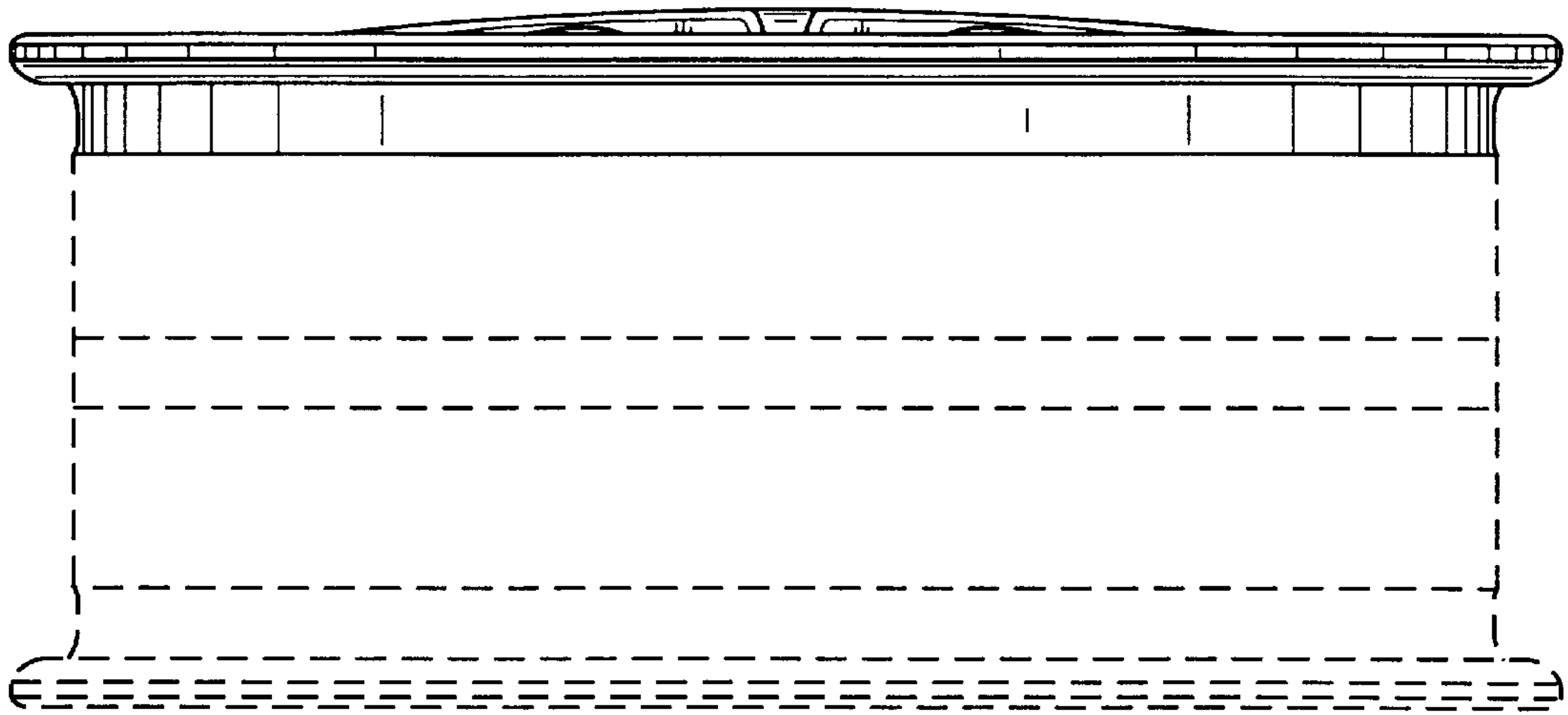


FIG. 3




FIG. 4