



US00D421950S

United States Patent [19]

Lu

[11] **Patent Number: Des. 421,950**

[45] **Date of Patent: ** Mar. 28, 2000**

[54] **FLOOR MAT FOR VEHICLE**

[75] Inventor: **Michael Lu**, Tainan Hsien, Taiwan

[73] Assignee: **Packy Poda Inc.**, Taiwan

[**] Term: **14 Years**

[21] Appl. No.: **29/102,241**

[22] Filed: **Mar. 19, 1999**

[51] **LOC (6) Cl.** **12-16**

[52] **U.S. Cl.** **D12/203**

[58] **Field of Search** D12/203; D6/582,
D6/583, 585-586, 592; 296/97.23; 15/215-217;
428/141; 280/163, 164.1

[56] **References Cited**

U.S. PATENT DOCUMENTS

D. 183,475	9/1958	Bachtel	D12/203
D. 288,799	3/1987	Peress	D12/203
D. 302,416	7/1989	Lehner et al.	D12/203
D. 308,507	6/1990	Charet et al.	D12/203
D. 313,789	1/1991	Thundercloud	D12/203
D. 325,555	4/1992	Primeau	D12/203
D. 358,571	5/1995	Thundercloud	D12/203

D. 393,238	4/1998	Kraines	D12/203
D. 394,037	5/1998	Mauffette	D12/203
D. 401,203	11/1998	Lu	D12/203
D. 404,352	1/1999	Lu	D12/203
D. 408,342	4/1999	Yang	D12/203
3,526,016	9/1970	Stata	15/215

Primary Examiner—Doris V. Coles
Assistant Examiner—Stacia Sinuik
Attorney, Agent, or Firm—Alan Kamrath Oppenheimer,
Wolff & Donnelly, LLP

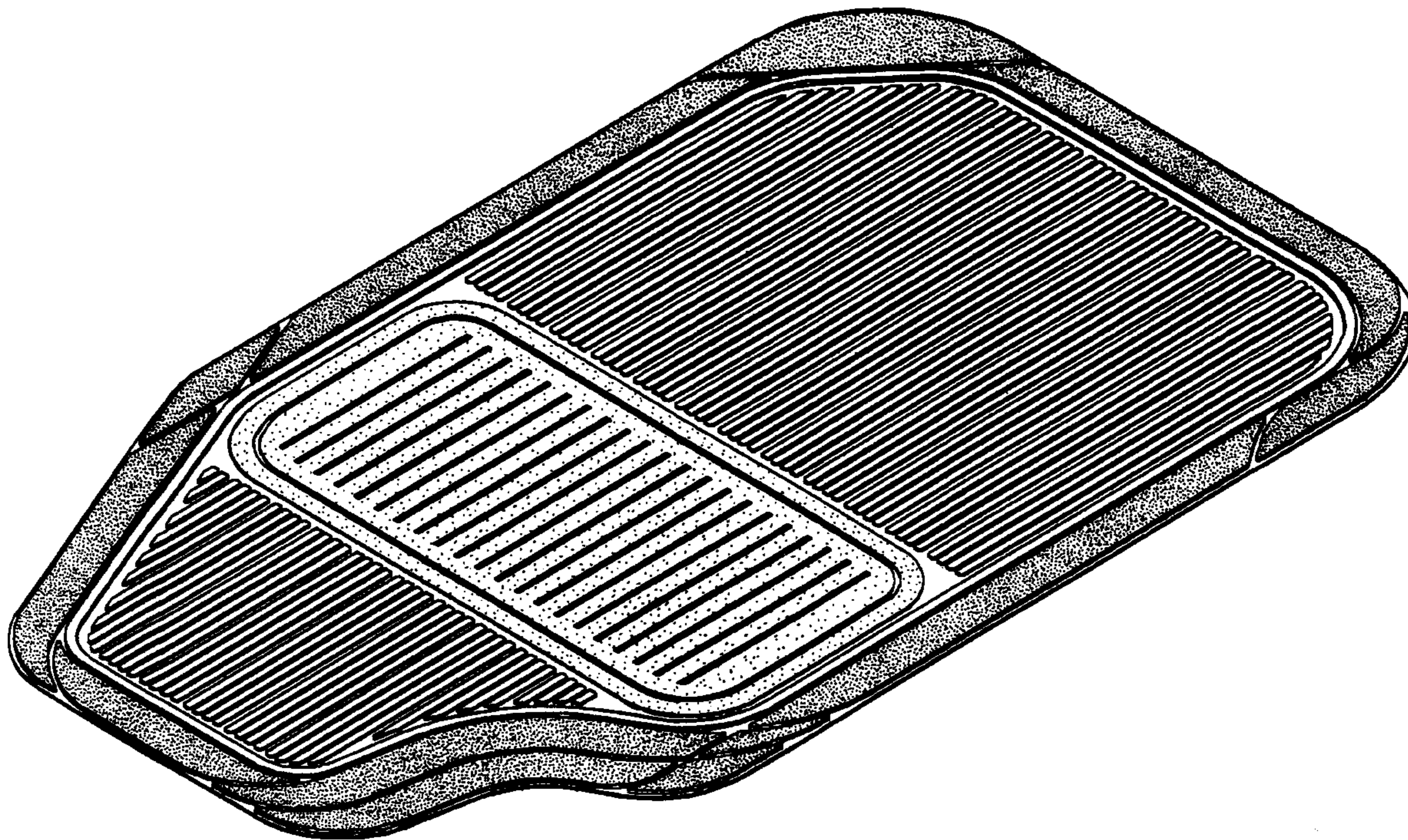
[57] **CLAIM**

The ornamental design for a floor mat for vehicle, as shown and described.

DESCRIPTION

FIG. 1 is a perspective view of a floor mat for vehicle showing my new design;
FIG. 2 is a front elevational view thereof;
FIG. 3 is a rear elevational view thereof;
FIG. 4 is a left side elevational view thereof;
FIG. 5 is a right side elevational view thereof;
FIG. 6 is a top plan view thereof; and,
FIG. 7 is a bottom plan view thereof.

1 Claim, 6 Drawing Sheets



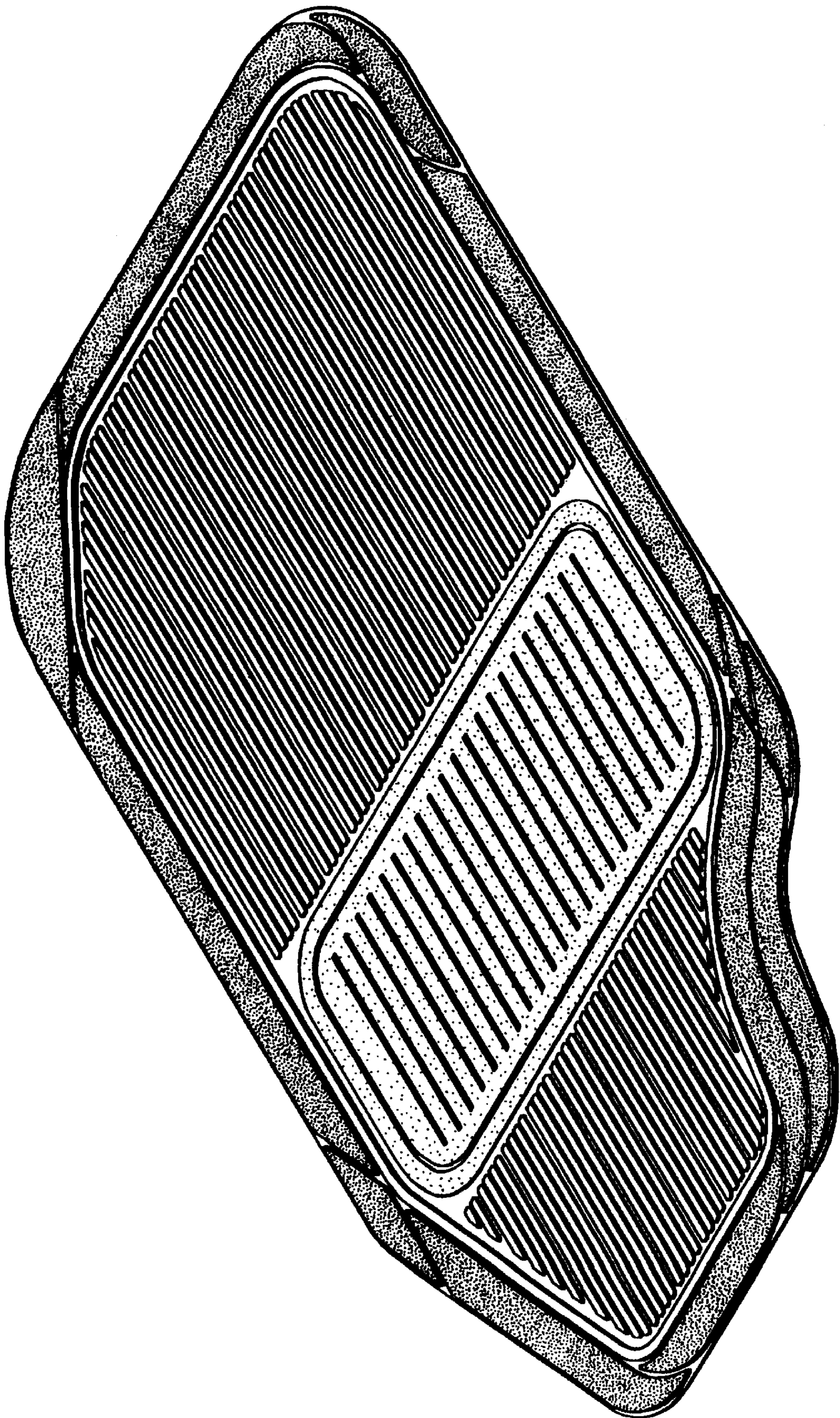


FIG.1



FIG. 2



FIG. 3



FIG. 4



FIG. 5




FIG.6

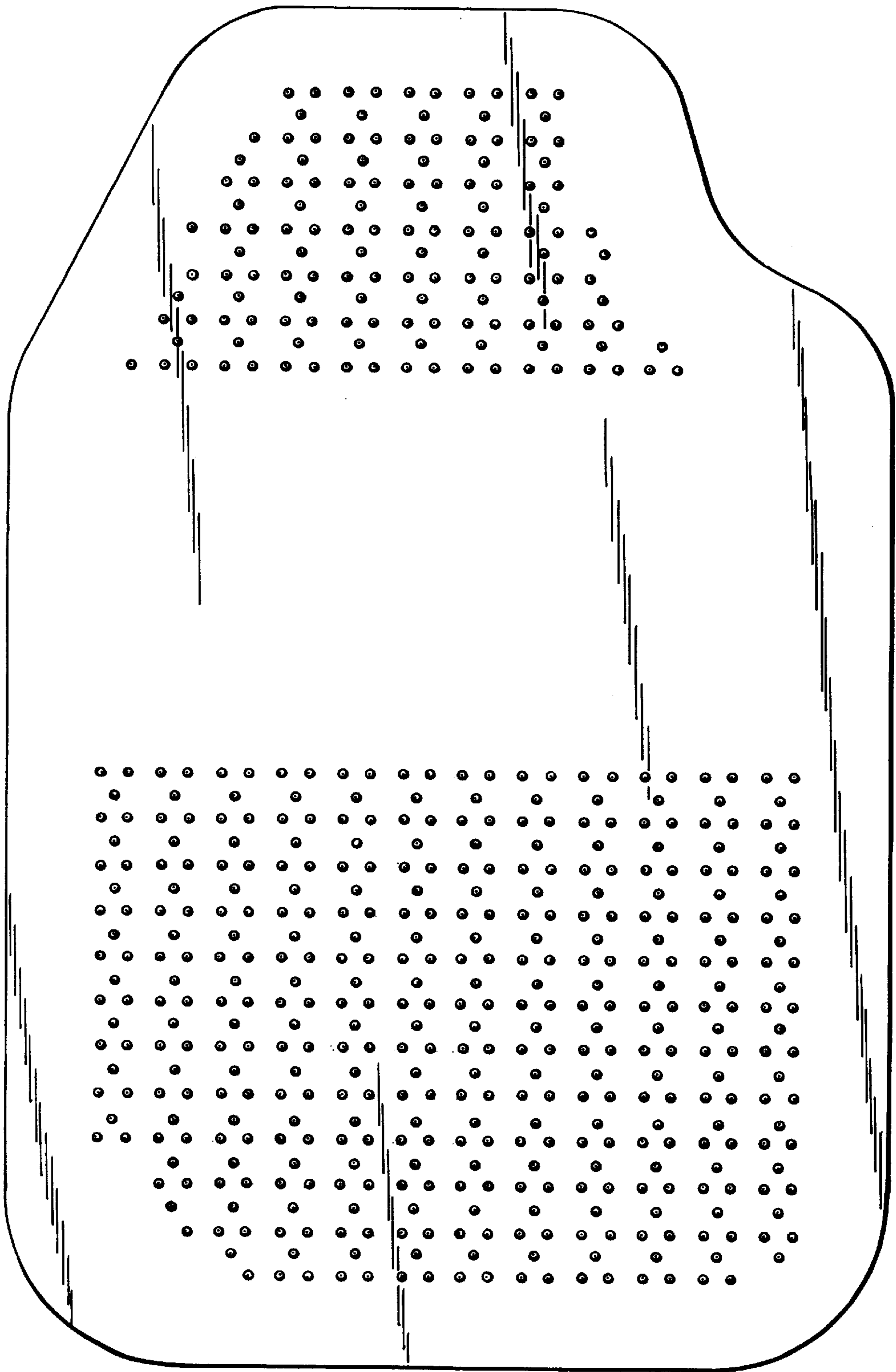


FIG. 7