



US00D421948S

United States Patent [19]
Dryburgh et al.

[11] **Patent Number: Des. 421,948**
[45] **Date of Patent: ** Mar. 28, 2000**

[54] **INTERIOR PORTION OF AN AIRPLANE**

[75] Inventors: **Ian Dryburgh**, Sparsholt, Nr Winchester; **Simon Lunn; Russell Mulchansingh**, both of London, all of United Kingdom

[73] Assignee: **British Airways plc**, Middlesex, United Kingdom

[**] Term: **14 Years**

[21] Appl. No.: **29/069,053**

[22] Filed: **Mar. 20, 1997**

Related U.S. Application Data

[62] Division of application No. 29/051,255, Mar. 7, 1996, Pat. No. Des. 402,125.

[51] **LOC (6) Cl.** **12-16**

[52] **U.S. Cl.** **D12/195; D12/345**

[58] **Field of Search** D6/334, 335, 336, D6/356, 367, 500, 501, 502; D12/195, 345; 244/118.5, 118.6

[56] **References Cited**

U.S. PATENT DOCUMENTS

D. 105,993 9/1937 Loewy et al. D12/195
D. 138,511 8/1944 Dreyfuss .

D. 182,880 5/1958 Diffrient .
D. 215,597 10/1969 Rich .
D. 252,060 6/1979 Prevost .
D. 262,165 12/1981 Andries et al. .
D. 273,157 3/1984 Staub .

OTHER PUBLICATIONS

Domus, Jun. 1996, p. 29, Interior of a railroad car, shown mid-page right.

Primary Examiner—Gary D. Watson
Attorney, Agent, or Firm—Young & Thompson

[57] **CLAIM**

The ornamental design for an interior portion of an airplane, as shown and described.

DESCRIPTION

FIG. 1 is a top plan view of an interior portion of an airplane, showing our new design;
FIG. 2 is a rear, top and right side perspective view thereof;
FIG. 3 is a front elevational view as taken along line 3—3 of FIG. 1;
FIG. 4 is a side elevational view of the right-hand row of seats, the left-hand row being a mirror image thereof; and,
FIG. 5 is a right side elevational view of the central row of seats, the left side elevational view of the central row of seats being a mirror image thereof.

1 Claim, 4 Drawing Sheets

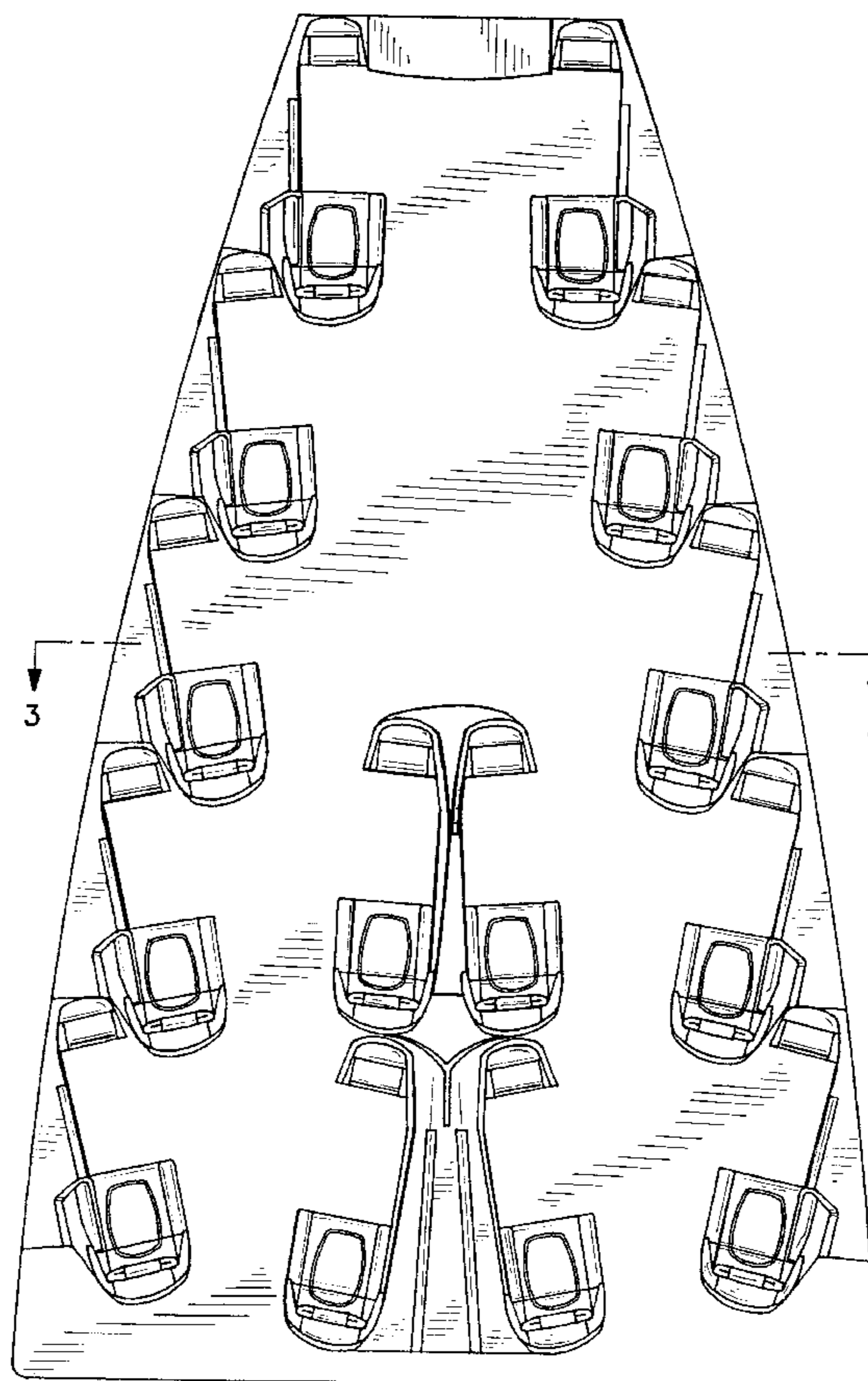


FIG. 1

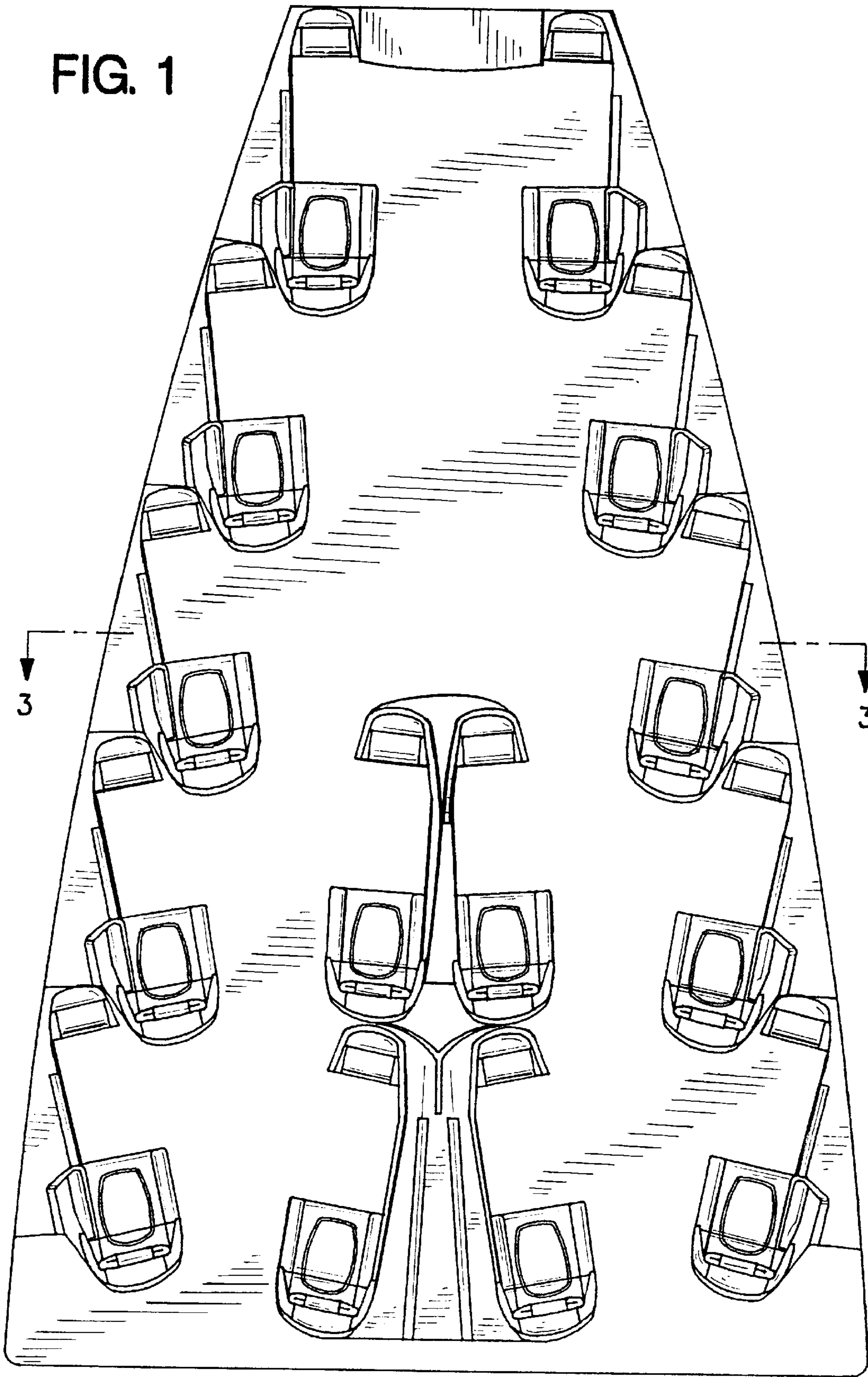
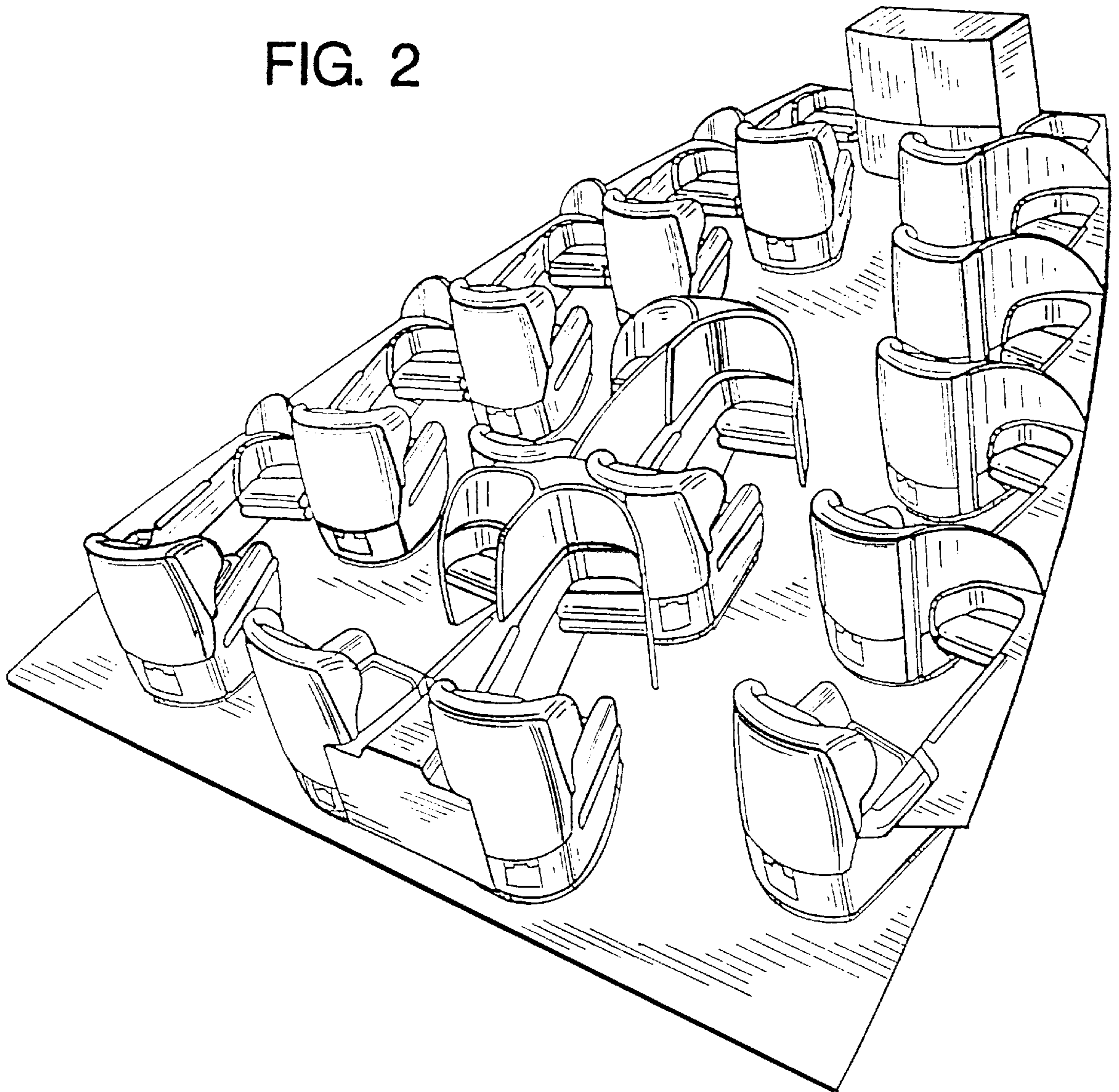


FIG. 2






FIG. 3

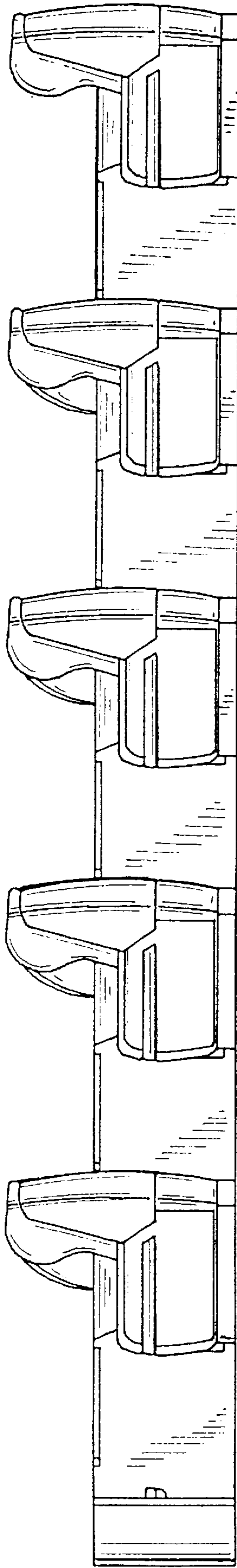


FIG. 4

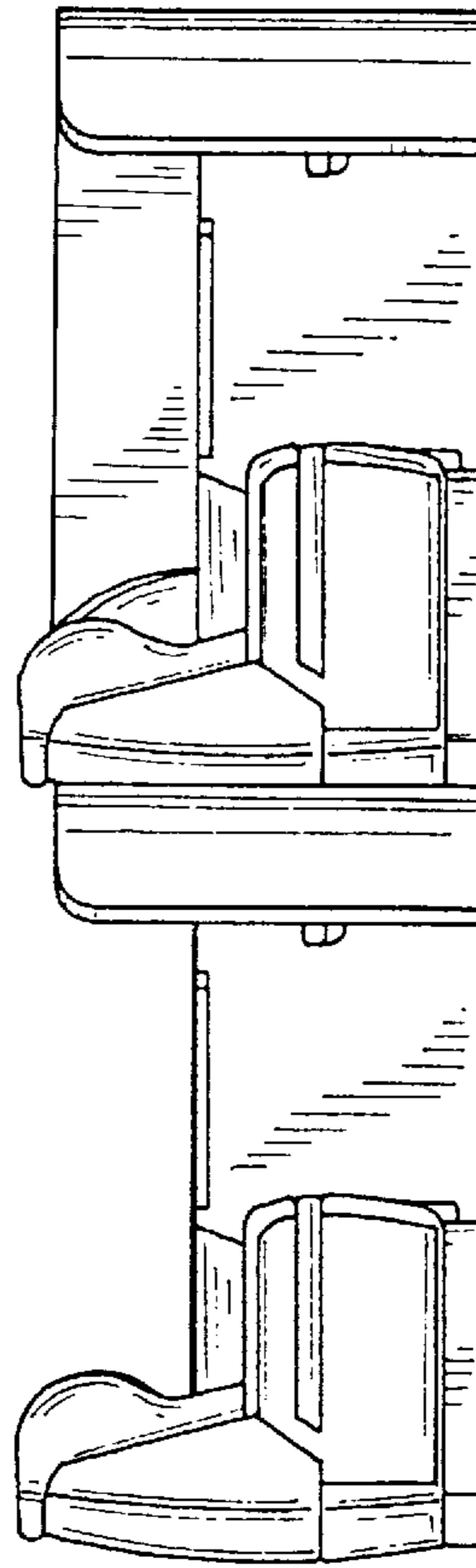


FIG. 5