



US00D421947S

United States Patent [19] Spencer

[11] Patent Number: **Des. 421,947**

[45] Date of Patent: **** *Mar. 28, 2000**

[54] **LICENSE PLATE FRAME**

[76] Inventor: **Paul E. Spencer**, 19475 Beacon Lite Rd., Monument, Colo. 80132

[*] Notice: This patent is subject to a terminal disclaimer.

[**] Term: **14 Years**

[21] Appl. No.: **29/107,696**

[22] Filed: **Jul. 12, 1999**

[51] **LOC (6) Cl.** **12-16**

[52] **U.S. Cl.** **D12/193**

[58] **Field of Search** D12/193; D6/300, D6/303-306, 310-314; 40/200, 207-216

[56] **References Cited**

U.S. PATENT DOCUMENTS

D. 397,075	8/1998	Spencer	D12/193
D. 398,270	9/1998	Spencer	D12/193
D. 409,128	5/1999	Spencer	D12/193

Primary Examiner—Doris V. Coles
Assistant Examiner—Stacia Cadmus
Attorney, Agent, or Firm—Timothy Thut Tyson Freilich, Hornbaker & Rosen

[57] **CLAIM**

The ornamental design for a license plate frame, as shown.

DESCRIPTION

FIG. 1 is a front elevation view of a license plate frame showing my new design;
FIG. 2 is a top plan view thereof
FIG. 3 is a left side elevation view thereof;
FIG. 4 is a right side elevation view thereof;
FIG. 5 is a bottom plan view thereof;
FIG. 6 is a rear elevation view thereof;
FIG. 7 is a front elevation view of a second embodiment;
FIG. 8 is a top plan view of FIG. 7;
FIG. 9 is a left side elevation view of FIG. 7;
FIG. 10 is a right side elevation view of FIG. 7;
FIG. 11 is a bottom plan view of FIG. 7; and,
FIG. 12 is a rear elevation view of FIG. 7.

1 Claim, 6 Drawing Sheets





FIG. 1

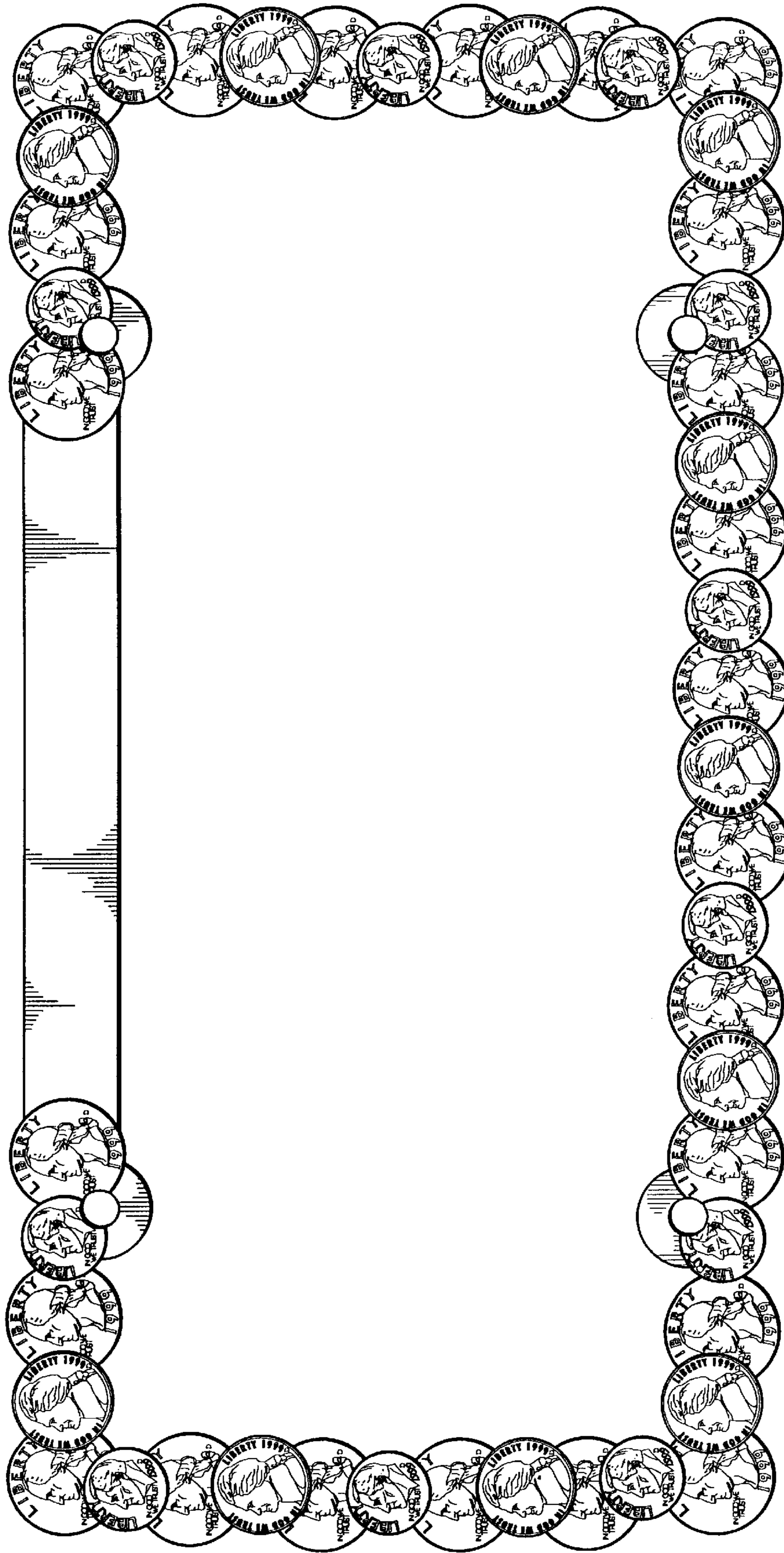




FIG. 2



FIG. 4



FIG. 3



FIG. 5

FIG. 6




FIG. 7

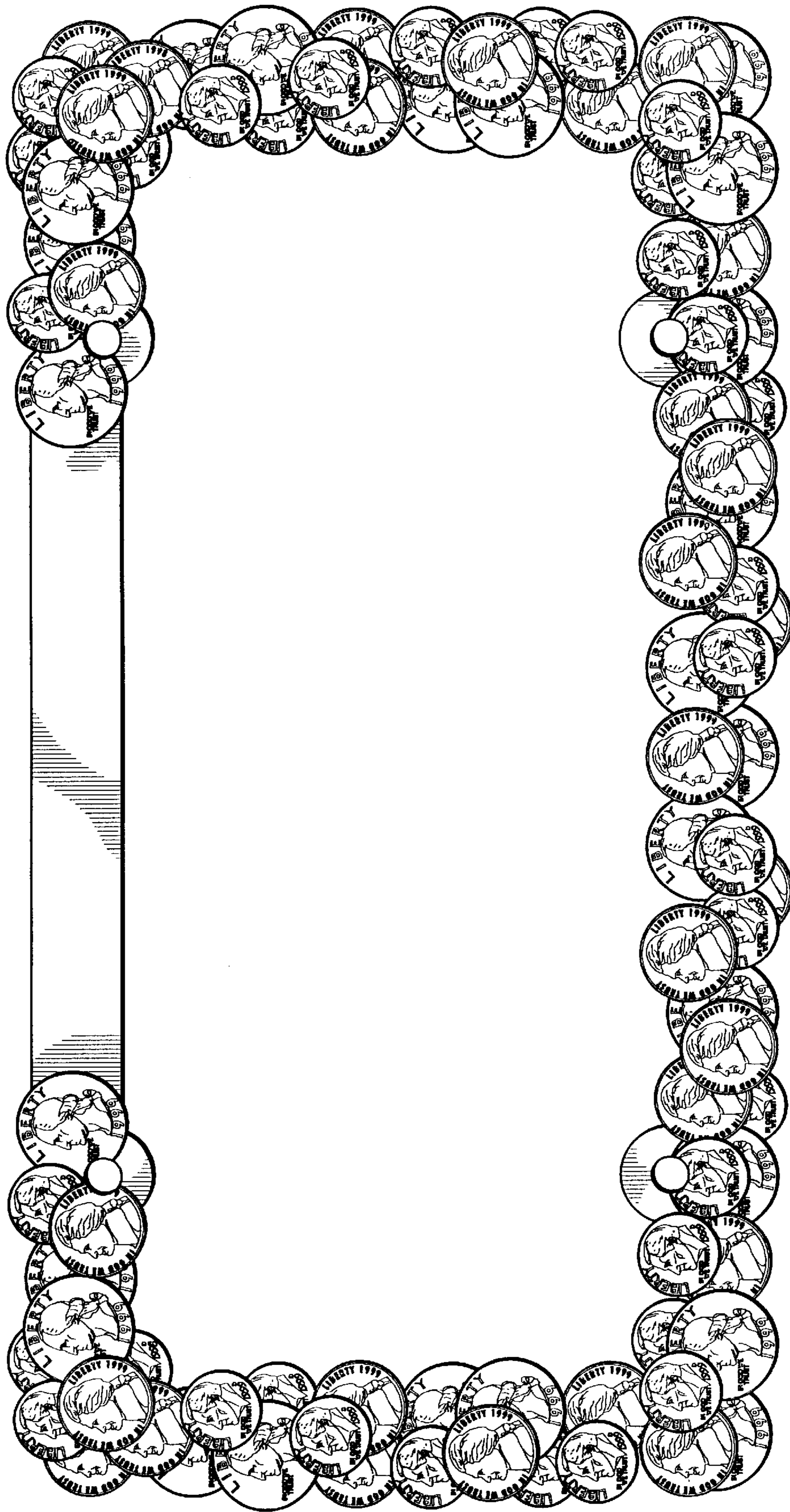




FIG. 8



FIG. 9

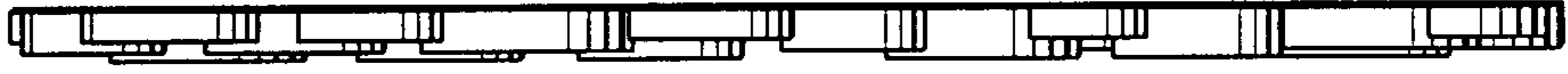


FIG. 10



FIG. 11

FIG. 12

