



US00D421922S

United States Patent [19]

Wunderman

[11] **Patent Number: Des. 421,922**

[45] **Date of Patent: ** Mar. 28, 2000**

[54] **WATCH**

[75] Inventor: **Severin S. Wunderman**, South Laguna, Calif.

[73] Assignee: **Severin Montres AG**, Bern, Switzerland

[**] Term: **14 Years**

[21] Appl. No.: **29/107,588**

[22] Filed: **Jul. 8, 1999**

[30] **Foreign Application Priority Data**

Jan. 19, 1999 [XH] Hague Agreement DMA/004 387

[51] **LOC (6) Cl.** **10-02**

[52] **U.S. Cl.** **D10/39**

[58] **Field of Search** D10/1-40, 122-132; 368/280-282, 276-277, 285

[56] **References Cited**

U.S. PATENT DOCUMENTS

D. 122,218 8/1940 Markle .

D. 364,822 12/1995 Sakai et al. D10/39

OTHER PUBLICATIONS

European Jeweler—Apr. 1986 p. 230—watches at bottom—left.
European Jeweler—(G.Z.)—Oct.1985—p. 56—watches at lower—left.
(Unknown European Publication)—circa 1980s—watches.

Primary Examiner—Nelson C. Holtje
Attorney, Agent, or Firm—Colucci & Umans

[57] **CLAIM**

The ornamental design for a watch, as shown and described.

DESCRIPTION

FIG. 1 is a front, left, top perspective view of a watch showing my design therefor;
FIG. 2 is a top plan view thereof;
FIG. 3 is a bottom plan view thereof;
FIG. 4 is a right side elevational view thereof;
FIG. 5 is a left side elevational view thereof;
FIG. 6 is a rear elevational view thereof; and,
FIG. 7 is a front elevational view thereof.

1 Claim, 2 Drawing Sheets




FIG. 1




FIG. 2

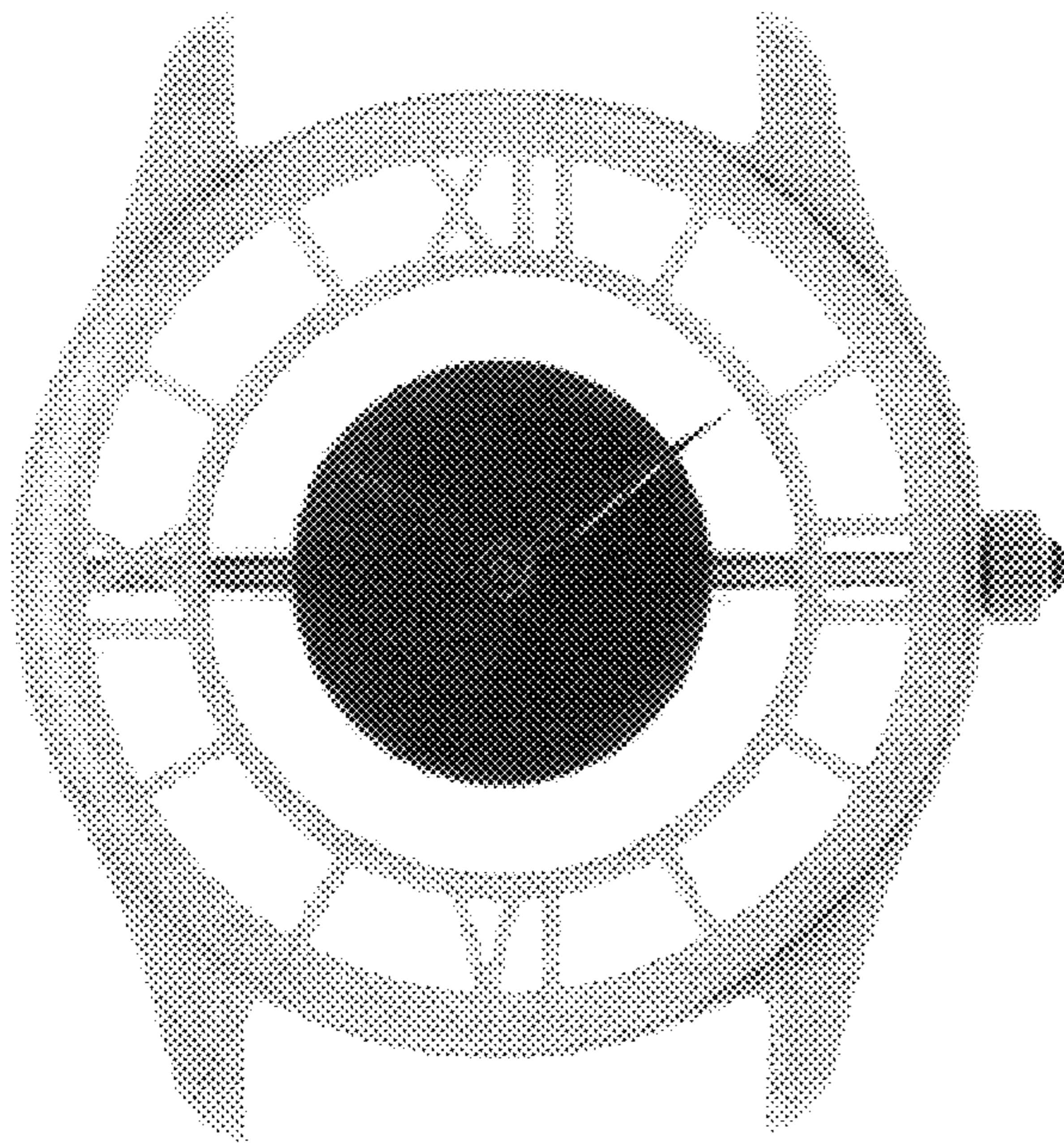


FIG. 3




FIG. 4




FIG. 6




FIG. 5




FIG. 7

