



US00D421921S

United States Patent [19] Giardiello

[11] Patent Number: **Des. 421,921**

[45] Date of Patent: **** Mar. 28, 2000**

[54] **WATCH**

[75] Inventor: **Barbara Giardiello**, Naples, Italy

[73] Assignee: **Sector Group SA**, Neuchatel, Switzerland

[**] Term: **14 Years**

[21] Appl. No.: **29/104,426**

[22] Filed: **May 5, 1999**

[30] Foreign Application Priority Data

Nov. 5, 1998 [XH] Hague Agreement DMA/004 299

[51] **LOC (6) Cl.** **10-02**

[52] **U.S. Cl.** **D10/39; D10/30**

[58] **Field of Search** D10/1-40, 122-132; 368/280-282, 276-277, 285

[56] References Cited

U.S. PATENT DOCUMENTS

D. 230,052 1/1974 Fukumoto D10/126

D. 270,141	8/1983	Lam	D10/31
D. 327,224	6/1992	Burgener	D10/30
D. 350,073	8/1994	Burgener	D10/39
D. 368,663	4/1996	Giardiello	D10/39
D. 380,971	7/1997	Giardiello	D10/39

Primary Examiner—Nelson C. Holtje
Attorney, Agent, or Firm—Sughrue, Mion, Zinn, Macpeak & Seas, PLLC

[57] CLAIM

The ornamental design for a watch, as shown.

DESCRIPTION

FIG. 1 is a perspective view of the front and one side of a watch showing my new design;
FIG. 2 is a front elevational view thereof;
FIG. 3 is a rear elevational view thereof;
FIG. 4 is a side elevational view of said one side thereof;
FIG. 5 is a side elevational view of an opposite side thereof;
FIG. 6 is an end view of one end thereof; and,
FIG. 7 is an end view of an opposite end thereof.

1 Claim, 2 Drawing Sheets




FIG. 1




FIG. 2




FIG. 3




FIG. 4




FIG. 5




FIG. 6




FIG. 7

