



US00D421920S

United States Patent [19]
Bodino

[11] **Patent Number: Des. 421,920**
[45] **Date of Patent: ** Mar. 28, 2000**

[54] **WRISTWATCH**

[75] Inventor: **Giampiero Bodino**, Milan, Italy

[73] Assignee: **Gucci Timepieces S A**, Lengnau, Switzerland

[**] Term: **14 Years**

[21] Appl. No.: **29/106,676**

[22] Filed: **Jun. 22, 1999**

[30] **Foreign Application Priority Data**

Mar. 9, 1999 [XH] Hague Agreement DMA/004-475

[51] **LOC (6) Cl.** **10-02**

[52] **U.S. Cl.** **D10/32; D10/39**

[58] **Field of Search** D10/1-40, 122-132;
D11/3-25; 63/1.1, 3, 5, 11; 368/276-277,
280-282, 285

[56] **References Cited**

U.S. PATENT DOCUMENTS

- D. 101,038 9/1936 Herbst D10/30
- D. 351,799 10/1994 Bulgari D10/39
- D. 356,041 3/1995 Bulgari D10/39

- D. 401,512 11/1998 Coquerel D10/32
- D. 403,248 12/1998 Magninat D10/30
- D. 403,599 1/1999 Emmenegger D10/39
- 1,701,339 2/1929 Roy .

OTHER PUBLICATIONS

Swiss Watch & Jewelry Journal—Jun. 1982—p. 635—watch.

Primary Examiner—Nelson C. Holtje
Attorney, Agent, or Firm—Sughrue, Mion, Zinn, Macpeak & Seas, PLLC

[57] **CLAIM**

The ornamental design for a wristwatch, as shown.

DESCRIPTION

FIG. 1 is a perspective view of the front, inside rear and side of a wristwatch showing my new design;
FIG. 2 is a front elevational view thereof;
FIG. 3 is a rear elevational view thereof;
FIG. 4 is a side elevational view of one side thereof;
FIG. 5 is a side elevational view of the opposite side thereof;
FIG. 6 is an end elevational view of one end thereof; and,
FIG. 7 is an end elevational view of the opposite end thereof.

1 Claim, 2 Drawing Sheets



FIG. 1




FIG. 2




FIG. 3




FIG. 4



FIG. 6




FIG. 5




FIG. 7

