



US00D421891S

United States Patent [19] Yang

[11] **Patent Number: Des. 421,891**
[45] **Date of Patent: ** Mar. 28, 2000**

[54] **STEERING WHEEL LOCK AND AIR BAG ANTI-THEFT DEVICE**

[75] Inventor: **Paul Yang, Hsien, Taiwan**

[73] Assignee: **M.S.O., Ltd., Cyprus**

[**] Term: **14 Years**

[21] Appl. No.: **29/107,577**

[22] Filed: **Jul. 8, 1999**

Related U.S. Application Data

[62] Division of application No. 29/092,096, Aug. 12, 1998, Pat. No. Des. 413,250.

[51] **LOC (6) Cl. 08-08**

[52] **U.S. Cl. D8/331**

[58] **Field of Search** D8/330-331, 379, D8/346; 70/57, 158, 207, 209, 210, 225, 226, 237, 252

[56] References Cited

U.S. PATENT DOCUMENTS

D. 379,754	6/1997	Solow	D8/331
D. 381,255	7/1997	Stanak	D8/346
D. 383,372	9/1997	Winner	D8/346
D. 385,175	10/1997	Somerfield	D8/330
5,199,284	4/1993	Lin	70/209
5,239,849	8/1993	Gallardo	70/209
5,275,030	1/1994	Cole	70/209

5,415,018	5/1995	Ferrante	70/209
5,454,240	10/1995	Whitney	70/209
5,537,847	7/1996	Dalton et al.	70/209
5,540,067	7/1996	Kim	70/209
5,555,753	9/1996	Matlock	70/209
5,566,560	10/1996	LiCausi	70/18
5,595,078	1/1997	Harrell	70/209

FOREIGN PATENT DOCUMENTS

680426	8/1939	Germany .
1127524	9/1968	United Kingdom .
WO 92/04211	3/1992	WIPO .

Primary Examiner—Brian N. Vinson
Attorney, Agent, or Firm—Robert C. Kain, Jr.

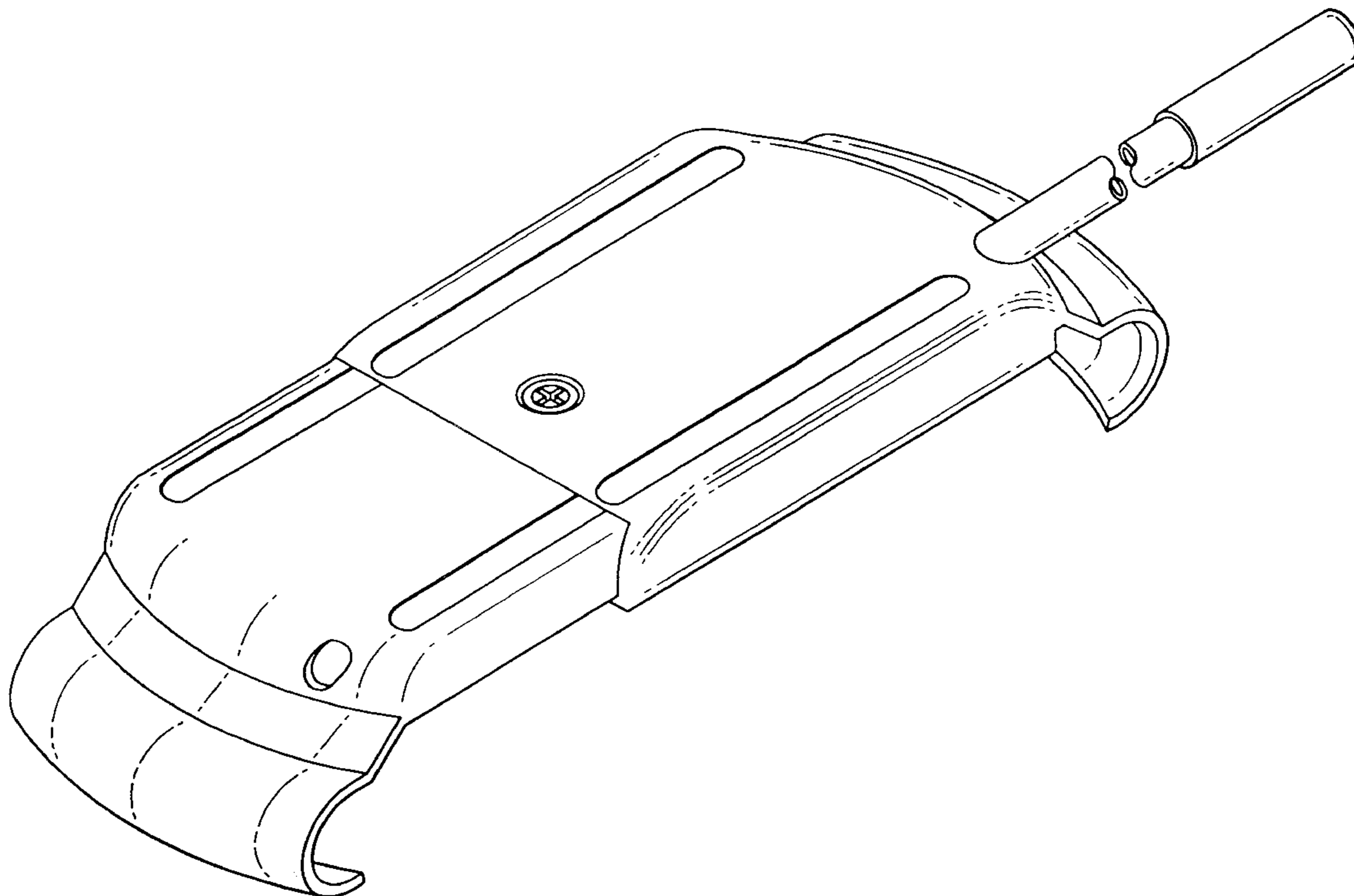
[57] CLAIM

I claim the ornamental design for the steering wheel lock and air bag anti-theft device, as shown.

DESCRIPTION

FIG. 1 is a perspective top view of the steering wheel lock and air bag anti-theft device.
FIG. 2 is a top view of the device shown in FIG. 1.
FIG. 3 is a front elevational view of the device shown in FIG. 1.
FIG. 4 is a rear elevational view of the device shown in FIG. 1.
FIG. 5 is a right side view of the device shown in FIG. 1.
FIG. 6 is a left side view of the device shown in FIG. 1; and, FIG. 7 is a bottom view of the device shown in FIG. 1.

1 Claim, 4 Drawing Sheets



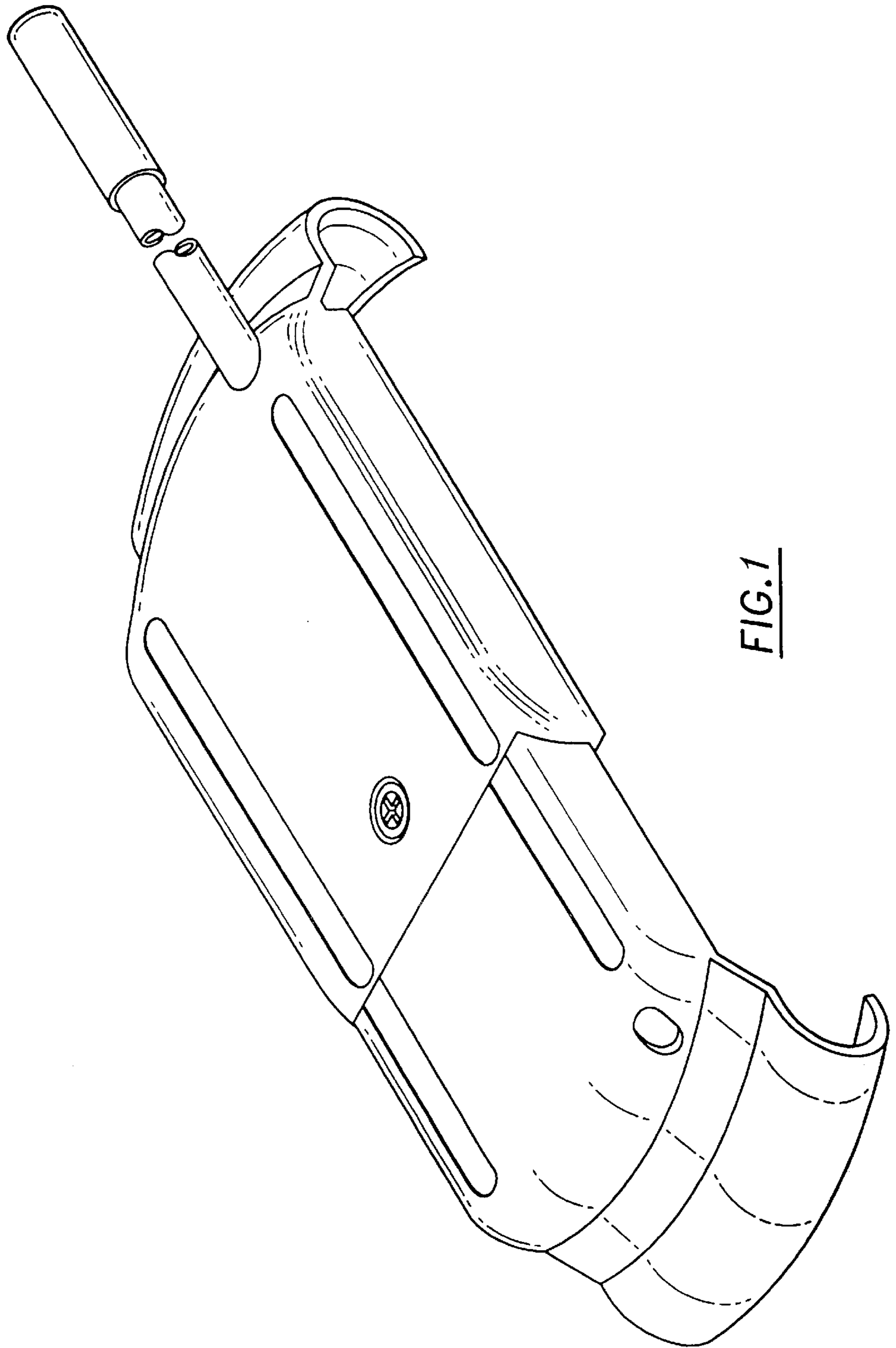


FIG. 1

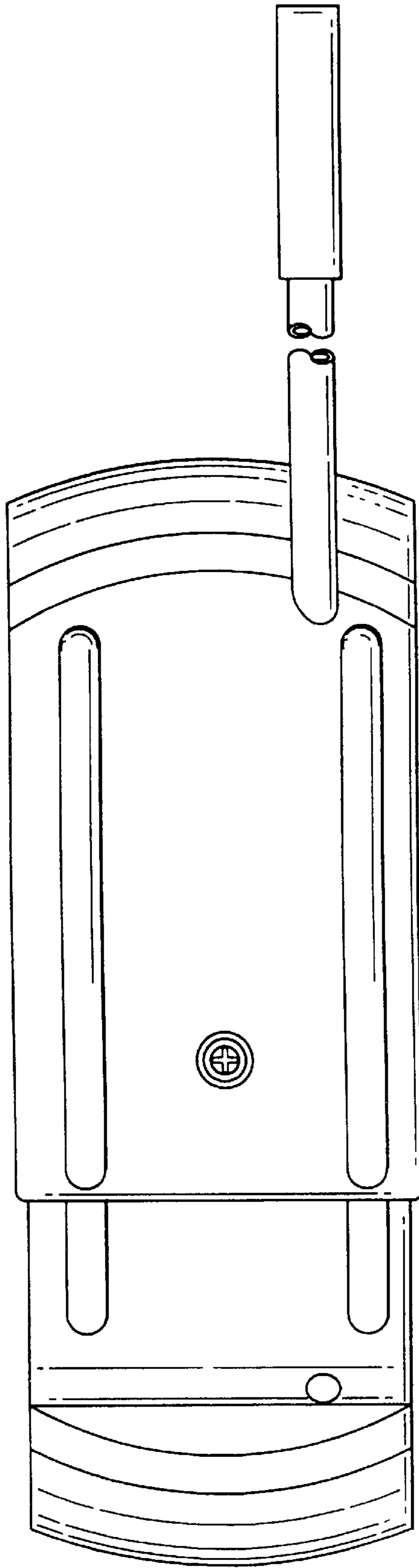


FIG. 2

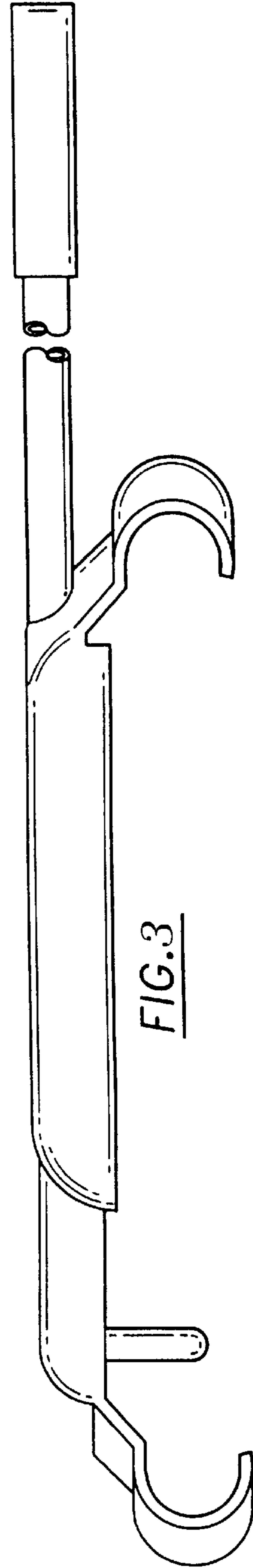


FIG. 3

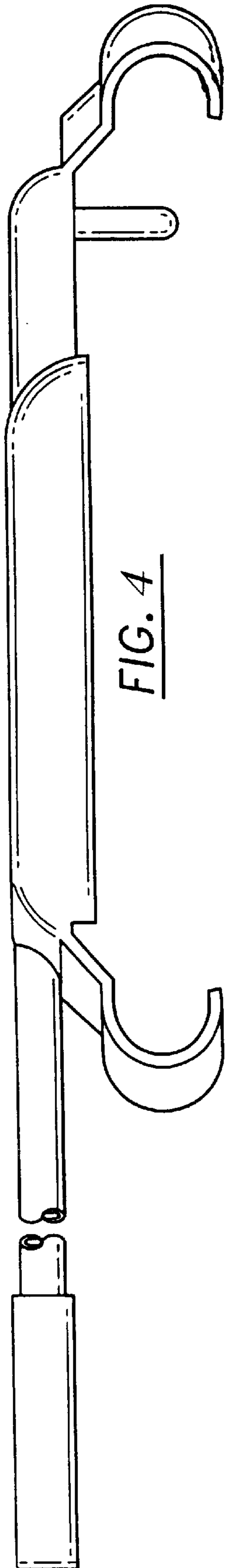


FIG. 4




FIG. 5




FIG. 6




FIG. 7