



US00D421890S

United States Patent [19]

Alexander et al.

[11] Patent Number: **Des. 421,890**

[45] Date of Patent: **** Mar. 28, 2000**

[54] **TOOL HANDLE**

[75] Inventors: **John Alexander**, Sheffield, United Kingdom; **John Donaldson Howard**, Woodbury; **Eduardo Jimenez**, Avon, both of Conn.

[73] Assignee: **The Stanley Works Limited**, United Kingdom

[**] Term: **14 Years**

[21] Appl. No.: **29/100,475**

[22] Filed: **Feb. 11, 1999**

[51] **LOC (6) Cl.** **08-05**

[52] **U.S. Cl.** **D8/107**

[58] **Field of Search** D8/47, 83, 107, D8/DIG. 7; 81/177.1, 489; 16/110.1, 430

[56] **References Cited**

U.S. PATENT DOCUMENTS

D. 399,722 10/1998 Eidsmoe et al. D8/107

Primary Examiner—Alan P. Douglas
Assistant Examiner—Reid Hecker
Attorney, Agent, or Firm—Pepe & Hazard LLP

[57] **CLAIM**

The ornamental design for a tool handle, as shown and described.

DESCRIPTION

FIG. 1 is a front elevational view of a tool handle showing our new design;

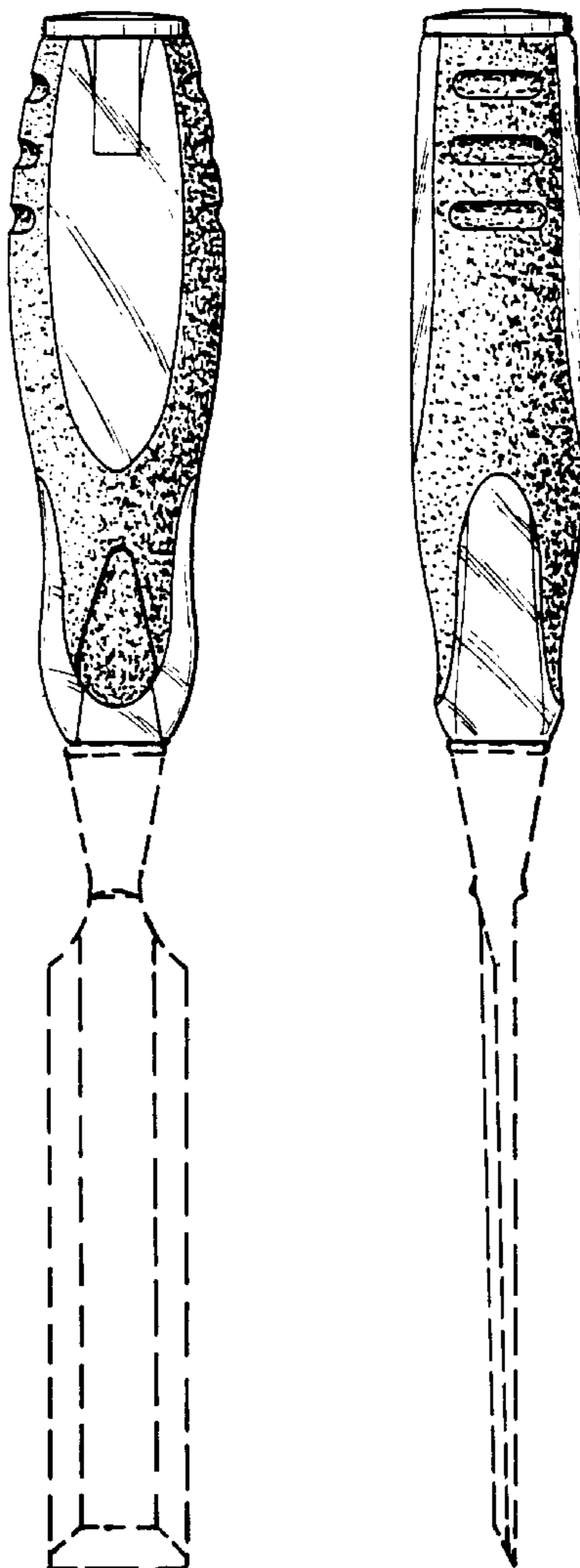
FIG. 2 is a side elevational view of the tool handle, the opposite side being identical;

FIG. 3 is a rear elevational view of the tool handle; and,

FIG. 4 is a butt end view of the tool handle.

The broken line showing of a chisel blade is for illustrative purposes only and forms no part of the claimed design.

1 Claim, 1 Drawing Sheet



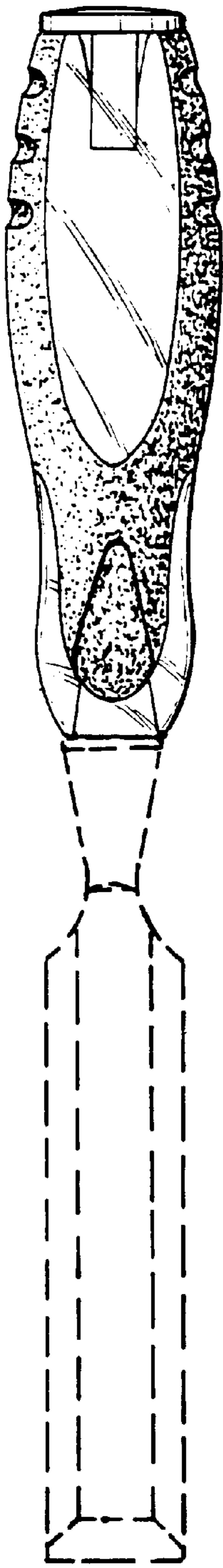


Fig. 1

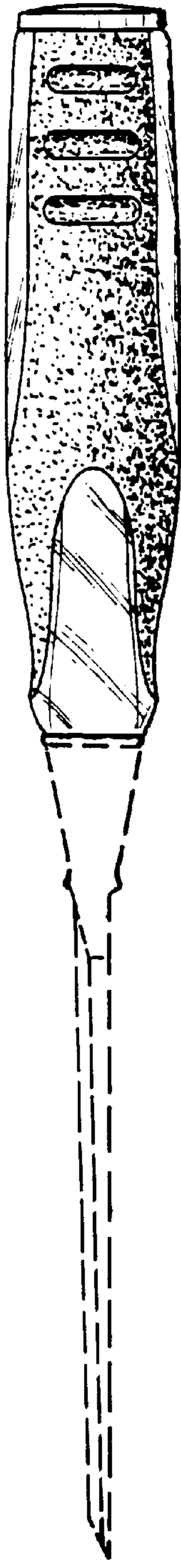


Fig. 2

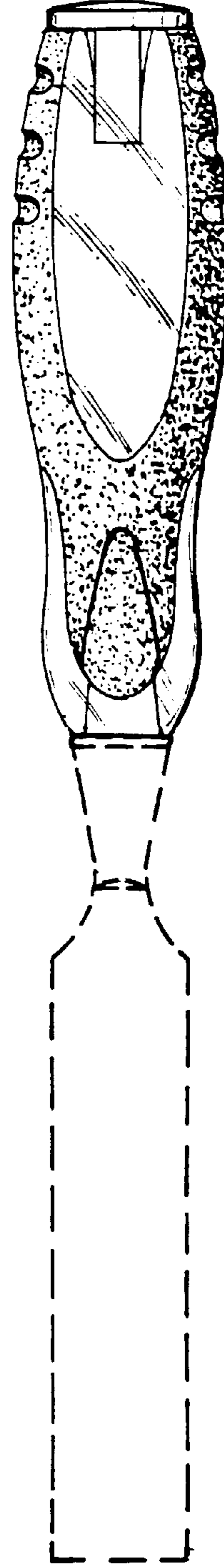


Fig. 3

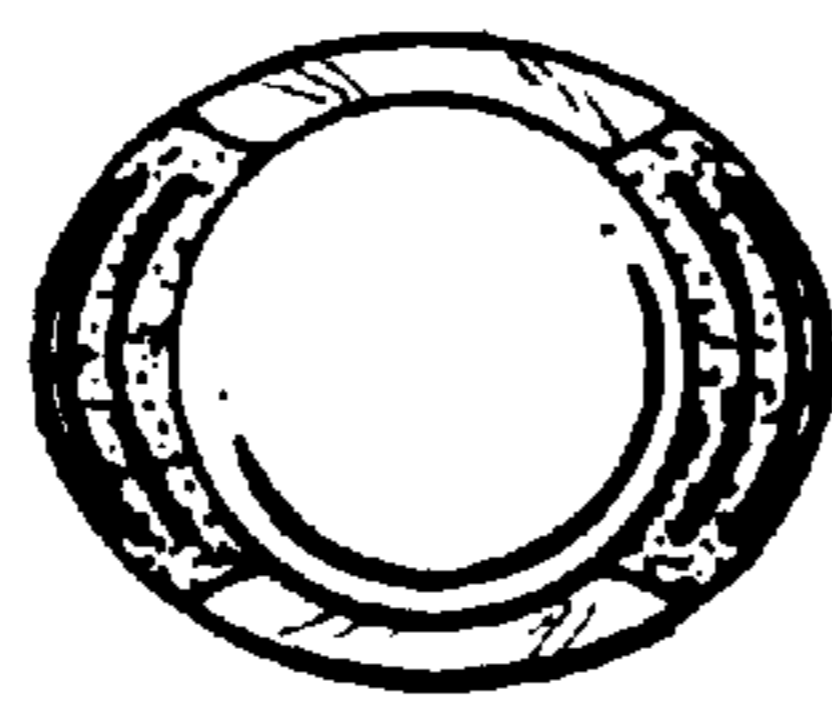


Fig. 4