



US00D421886S

United States Patent [19]
Jau

[11] **Patent Number: Des. 421,886**

[45] **Date of Patent: ** Mar. 28, 2000**

[54] **BIT TOOL**

[75] Inventor: **Yu-Jie. Jau**, Taichung Hsien, Taiwan

[73] Assignees: **Paul Lee**, Cerritos, Calif.; **Hsin-Yen Lin**, Taichung Hsien, Taiwan; **Michael C. Wu**, West Covina, Calif.

[**] Term: **14 Years**

[21] Appl. No.: **29/100,458**

[22] Filed: **Feb. 11, 1999**

[51] **LOC (6) Cl.** **08-04**

[52] **U.S. Cl.** **D8/83; D8/85; D8/107**

[58] **Field of Search** **D8/82, 83, 84, D8/85, 86, 87, 107; 16/110 R; 81/436, 437, 438, 439, 440, 177.1, 177.4**

[56] **References Cited**

U.S. PATENT DOCUMENTS

D. 273,268	4/1984	Smith	D8/83
D. 288,656	3/1987	Smith	D8/83
D. 383,660	9/1997	Anderson	D8/83
D. 384,263	9/1997	Lin	D8/83
D. 384,565	10/1997	Lin	D8/83
D. 388,681	1/1998	Schaffer et al.	D8/85
D. 404,277	1/1999	Shiao	D8/85
D. 405,335	2/1999	Lin	D8/85

Primary Examiner—Philip S. Hyder
Attorney, Agent, or Firm—Bacon & Thomas

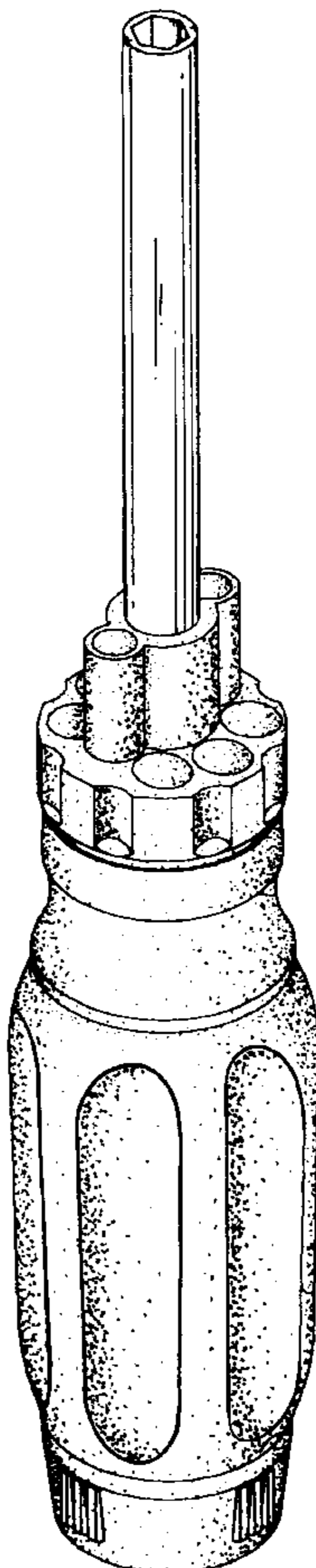
[57] **CLAIM**

The ornamental design for a bit tool, as shown and described.

DESCRIPTION

FIG. 1 is a front-left-top perspective view of a bit tool, showing my new design;
FIG. 2 is a front elevational view thereof, the rear side being a mirror image thereof;
FIG. 3 is a left side view thereof, the right side being a mirror image thereof;
FIG. 4 is a top plan view thereof;
FIG. 5 is a bottom plan view thereof;
FIG. 6 is a perspective view of the bit tool of my new design, with a plurality of bits received in the top of the handle of the tool and a bit connected to the top of the shank of the tool, the broken line drawing of the bits is for illustrative purposes only and forms no part of the claimed design; and,
FIG. 7 is a perspective view of the bit tool of my new design, with a plurality of bits received in the top of the handle of the tool and a retractable rod extending from the top of the shank of the tool, the broken line drawing of the bits is for illustrative purposes only and forms no part of the claimed design.

1 Claim, 5 Drawing Sheets



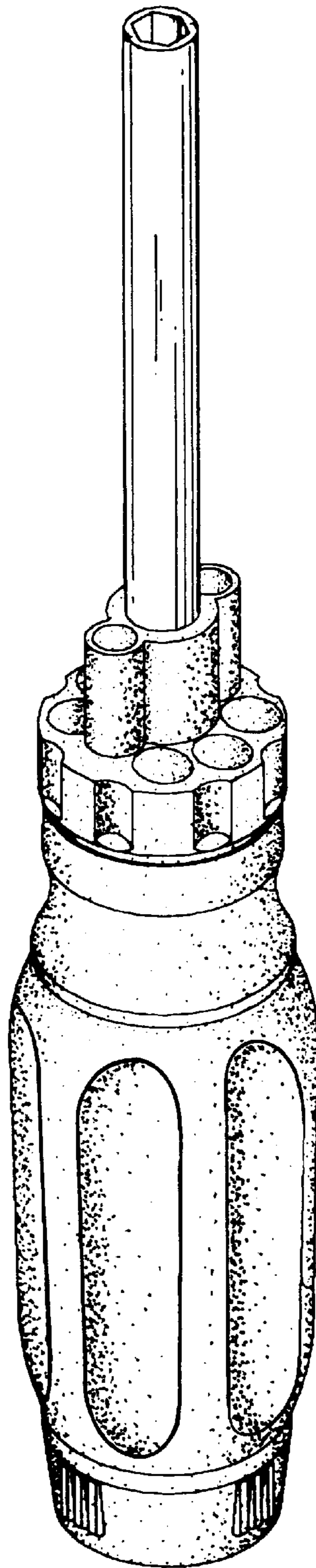


FIG. 1

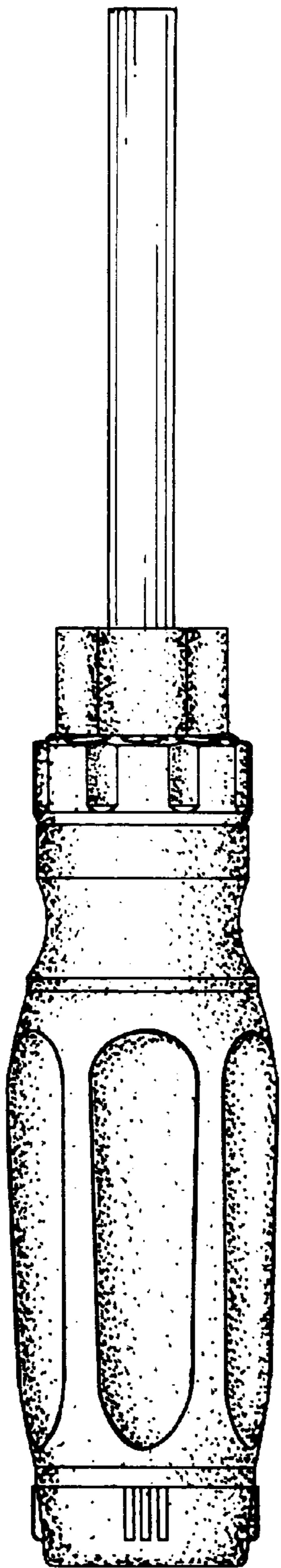


FIG. 2

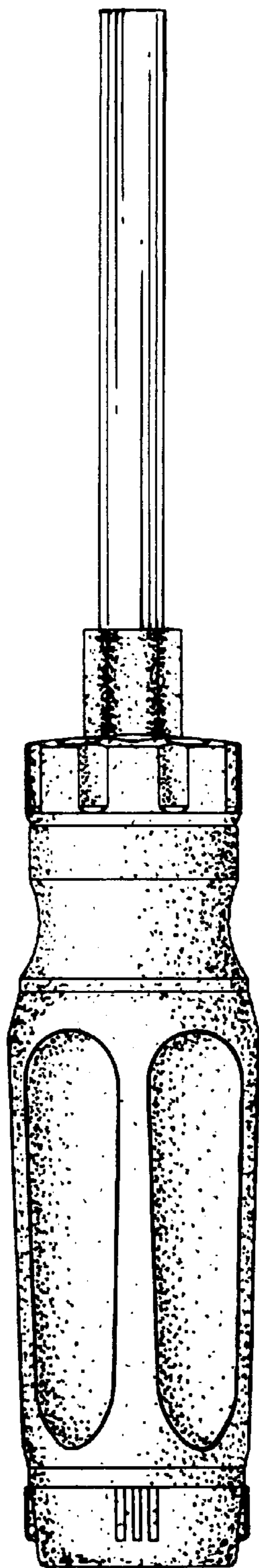


FIG. 3

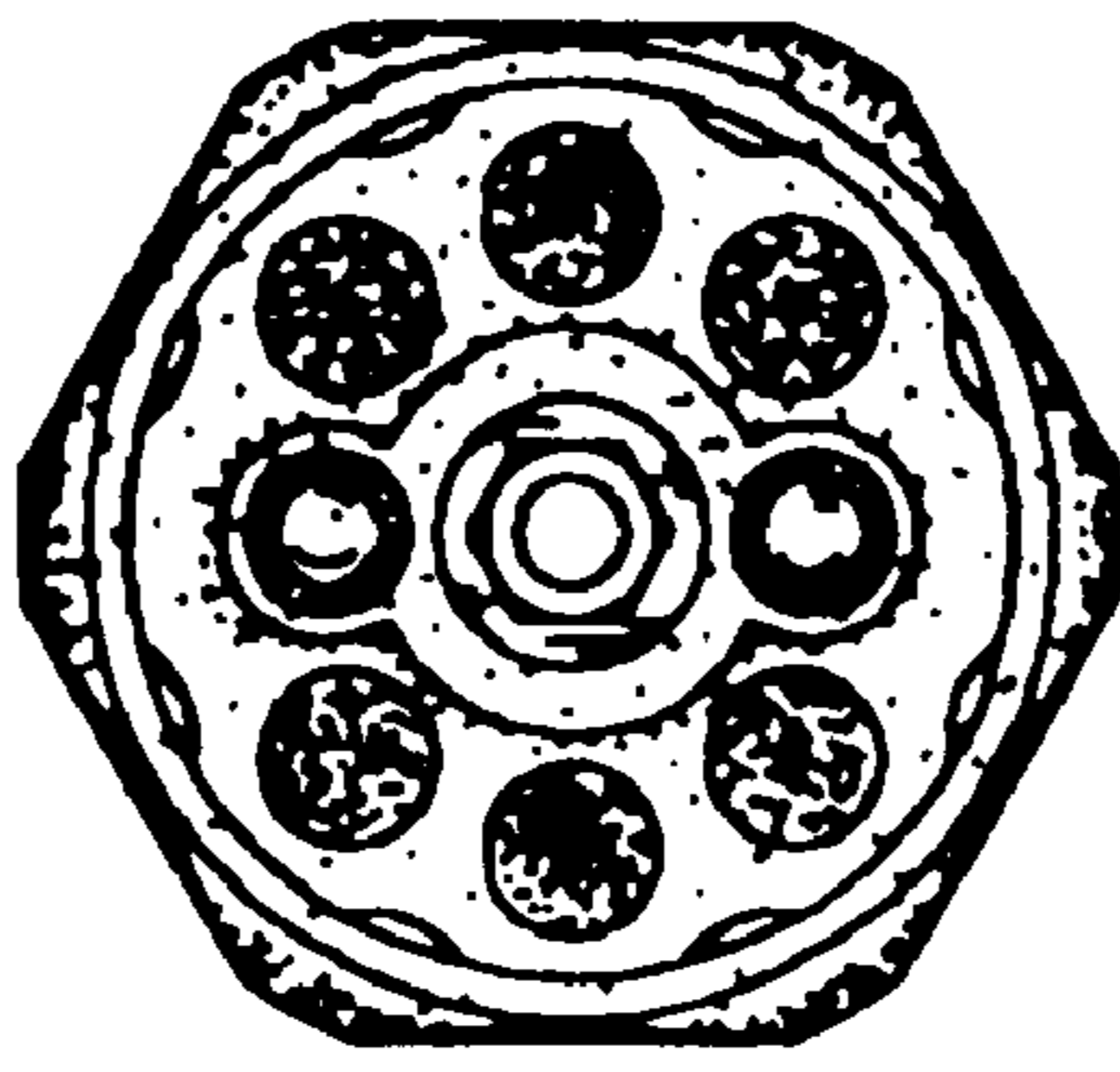


FIG. 4

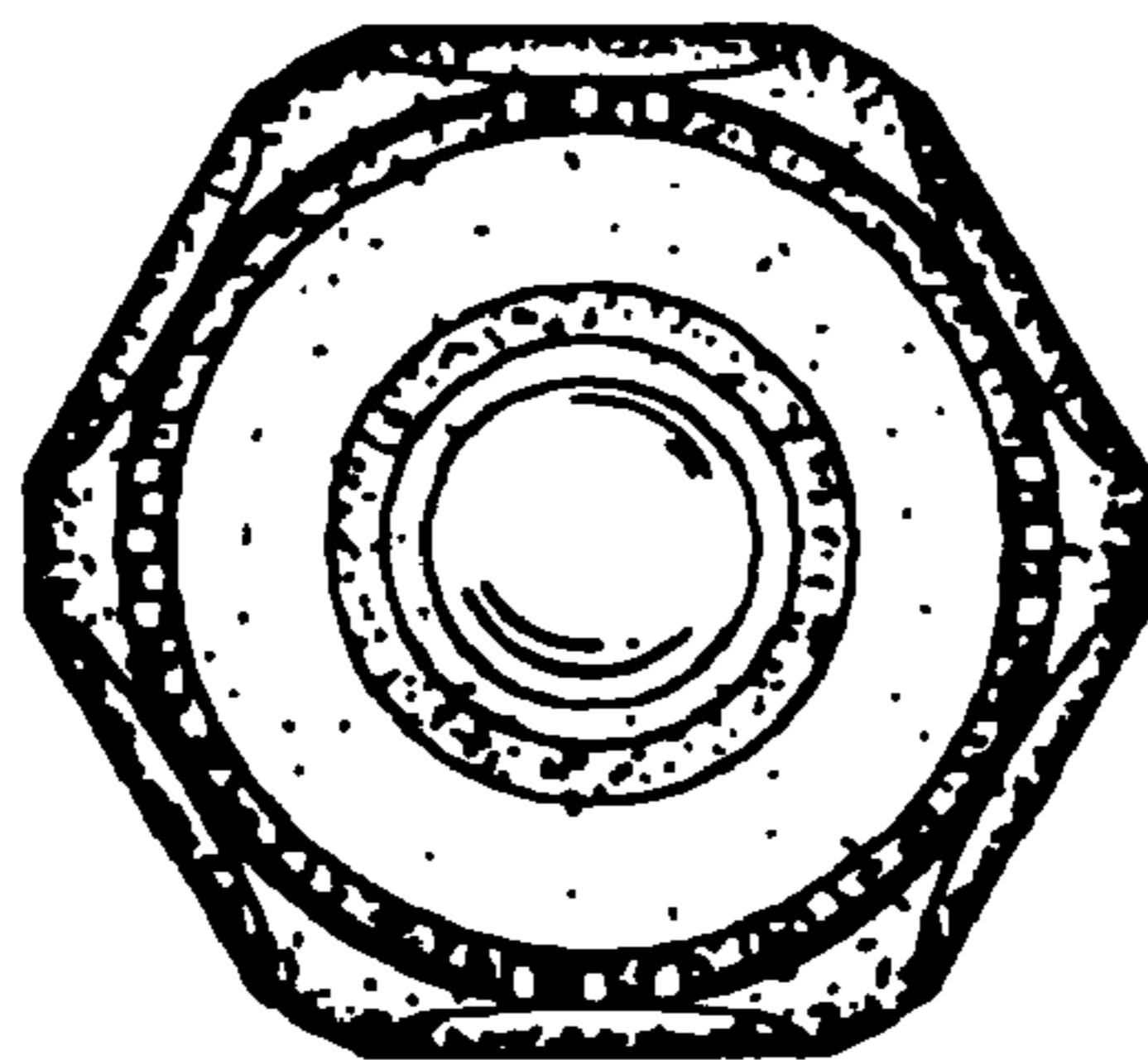


FIG. 5

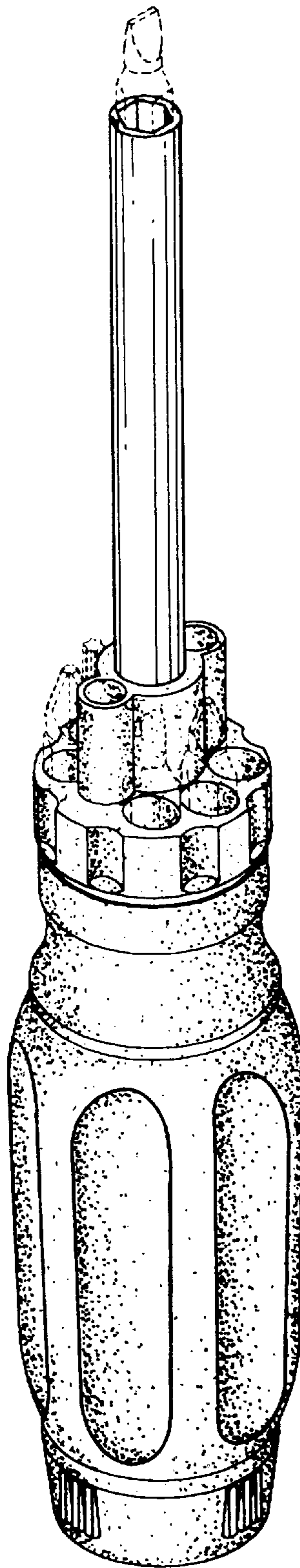


FIG. 6

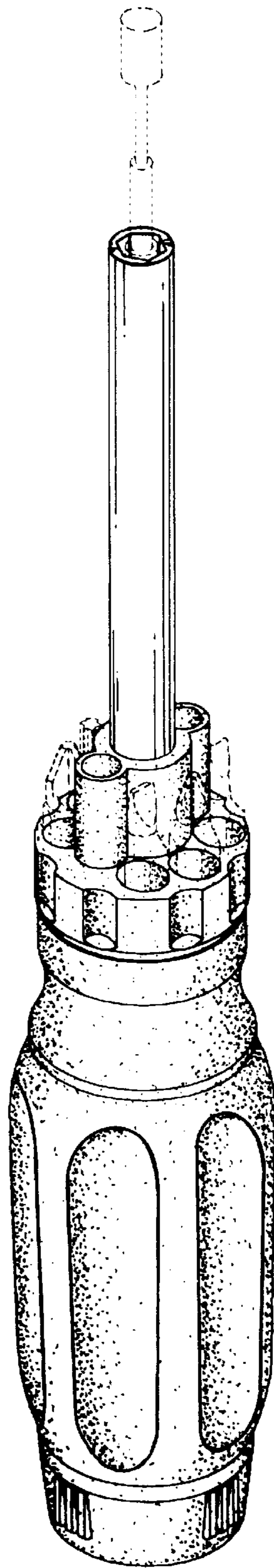


FIG. 7