

US00D421875S

United States Patent [19]
Sundberg

[11] **Patent Number:** **Des. 421,875**
[45] **Date of Patent:** **** Mar. 28, 2000**

[54] **HANDLE FOR CUTLERY**
[75] Inventor: **Brian C. Sundberg**, Chester, N.H.
[73] Assignee: **Safety 1st, Inc.**, Canton, Mass.
[**] Term: **14 Years**
[21] Appl. No.: **29/100,361**
[22] Filed: **Feb. 10, 1999**
[51] **LOC (6) Cl.** **07-03**
[52] **U.S. Cl.** **D7/401.2; D7/395**
[58] **Field of Search** D7/642, 645, 649-653,
D7/662-664, 401.2, 393, 395; D8/107;
30/147-150, 322, 324, 340, 345

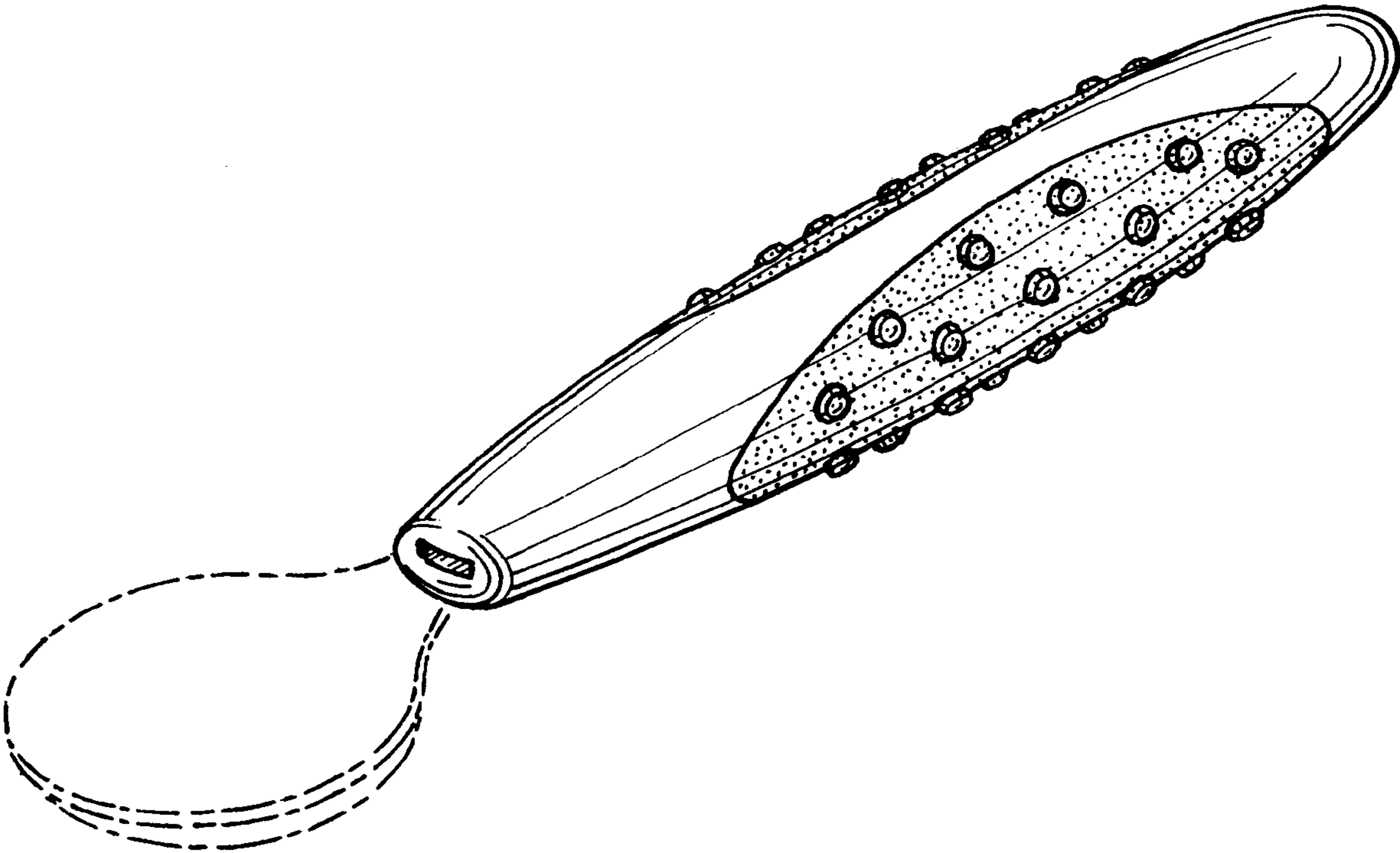
[56] **References Cited**
U.S. PATENT DOCUMENTS
D. 401,473 11/1998 Swinford et al. D7/395

D. 411,780 7/1999 Muller D7/393
Primary Examiner—Caron D. Veynar
Attorney, Agent, or Firm—Wolf, Greenfield & Sacks, P.C.

[57] **CLAIM**
The ornamental design for a handle for cutlery, as shown and described.

DESCRIPTION
FIG. 1 is a perspective view of a handle for cutlery showing my new design, the broken line suggestion of the scoop of the spoon forms no part of the present invention;
FIG. 2 is a top plan view thereof, the bottom plan view being identical thereto;
FIG. 3 is a left side view thereof, the right side view being identical thereto;
FIG. 4 is a front end view thereof; and,
FIG. 5 is a rear end view thereof.

1 Claim, 1 Drawing Sheet



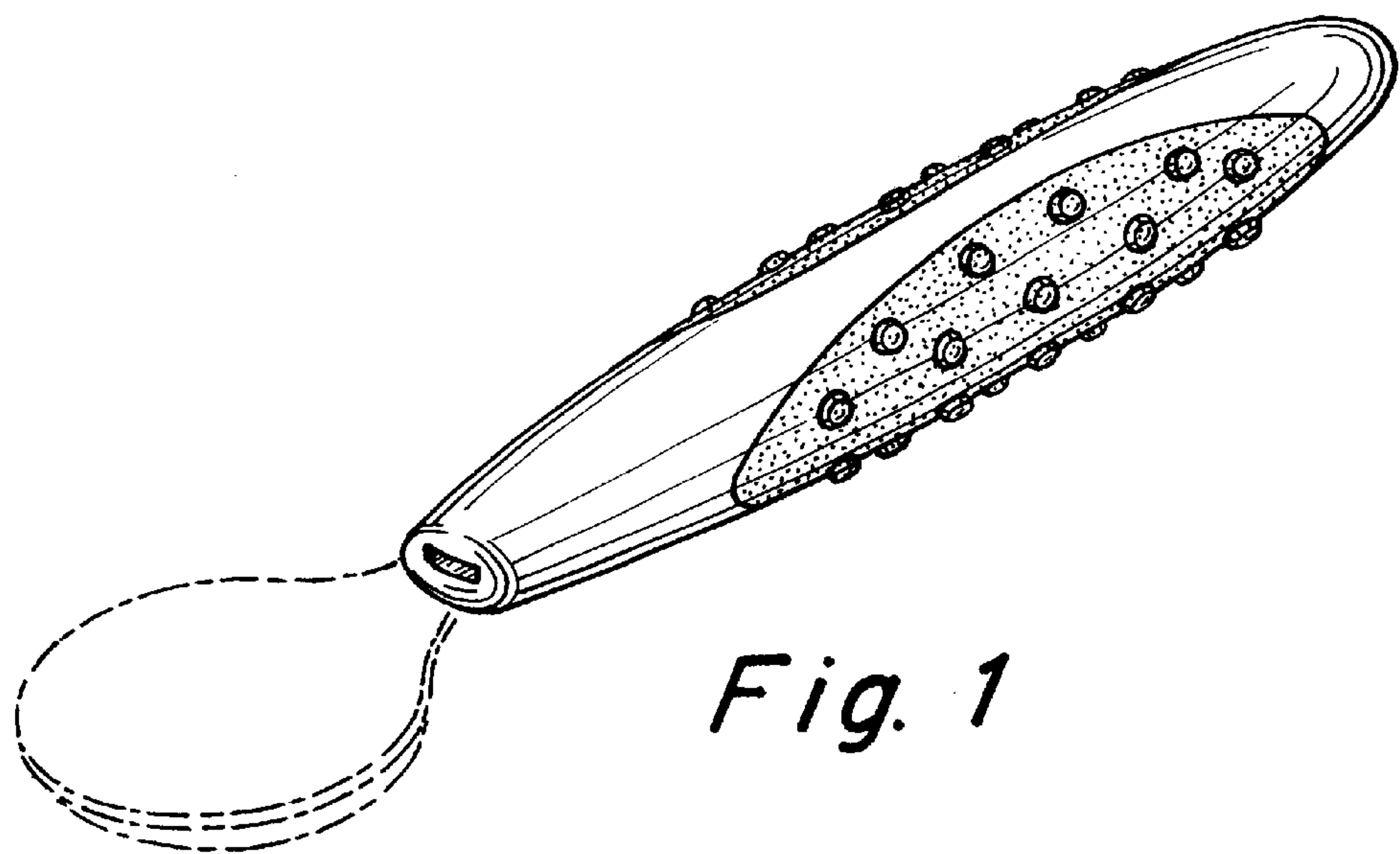


Fig. 1

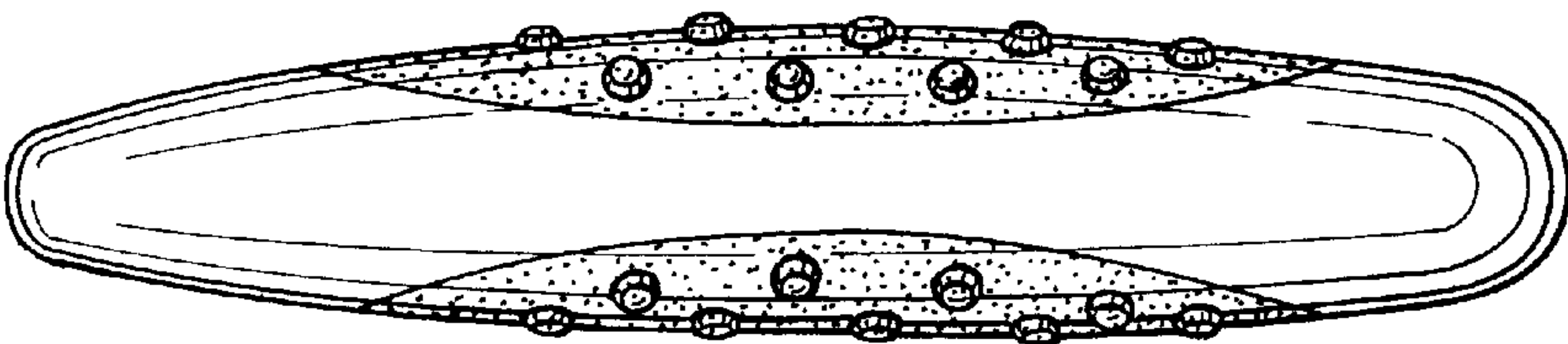


Fig. 2

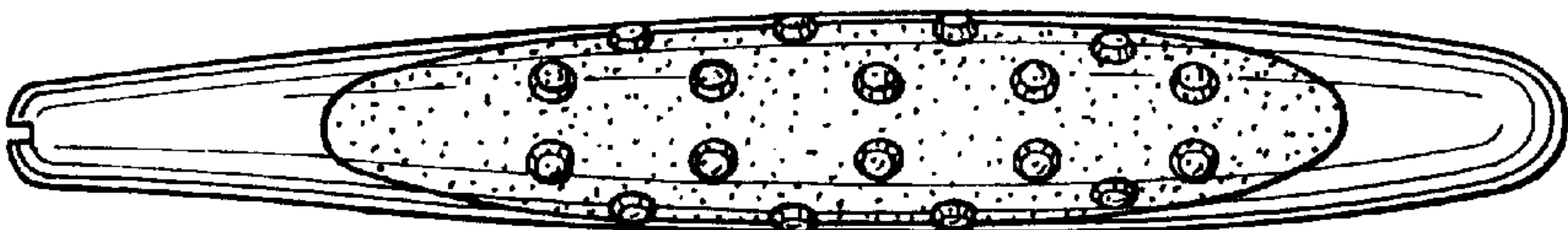


Fig. 3




Fig. 4

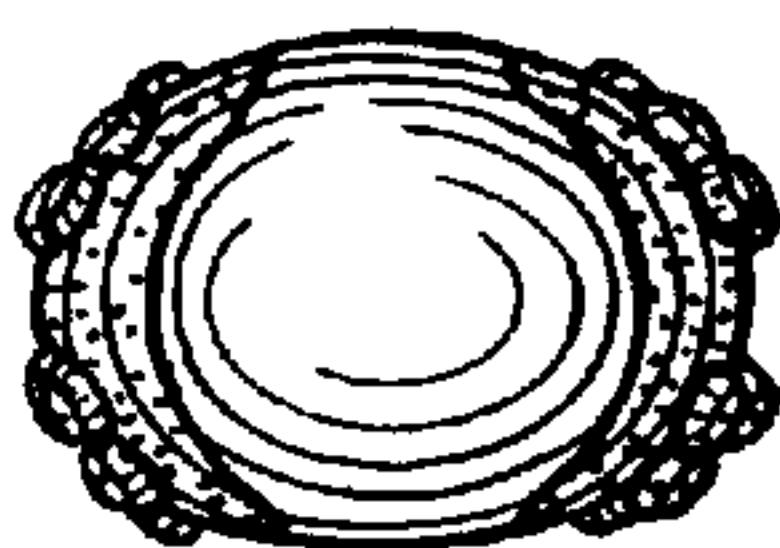


Fig. 5