



US00D421871S

United States Patent [19]

Klosinski et al.

[11] Patent Number: **Des. 421,871**

[45] Date of Patent: **** Mar. 28, 2000**

[54] **PORTABLE EXPRESS COFFEE MAKER**

[76] Inventors: **Boguslaw Klosinski; Anthony Leone,**
both of 285 Marlin St., Dix Hills, N.Y.
11746

[**] Term: **14 Years**

[21] Appl. No.: **29/105,308**

[22] Filed: **May 21, 1999**

[51] **LOC (6) Cl.** **07-01**

[52] **U.S. Cl.** **D7/309; D7/310; D7/311**

[58] **Field of Search** **D7/309, 310, 311,**
D7/300, 306; 99/295, 293, 290, 279

[56] **References Cited**

U.S. PATENT DOCUMENTS

Re. 34,482	12/1993	Pastrick	99/295
D. 190,219	5/1961	Lorang	D7/311
D. 218,191	7/1970	Tevolitz	D7/311
D. 220,579	4/1971	Wickenberg	D7/311
D. 239,359	3/1976	Schmitt	D7/311
D. 239,757	5/1976	Martin	D7/311
D. 243,499	3/1977	Julkenbeck	D7/311

D. 300,106	3/1989	Paulin	D7/309
D. 301,194	5/1989	Chan et al.	D7/309
D. 356,713	3/1995	Groover	D7/311 X
D. 365,491	12/1995	Hui	D7/311
D. 401,803	12/1998	Alferink	D7/309
4,674,400	6/1987	Rondel et al.	99/295
4,704,954	11/1987	Mollenhoff	99/279

Primary Examiner—M. N. Pandozzi
Attorney, Agent, or Firm—Collard & Roe, PC

[57] **CLAIM**

The ornamental design for a portable express coffee maker, as shown and described.

DESCRIPTION

FIG. 1 is a front perspective view of the portable express coffee maker, showing our new design; FIG. 2 is a left side view thereof; FIG. 3 is a right side view thereof; FIG. 4 is a front view thereof; FIG. 5 is a rear view thereof; FIG. 6 is a top plan view thereof; and, FIG. 7 is a bottom plan view thereof.

1 Claim, 7 Drawing Sheets





FIG. 1




FIG. 2




FIG. 3



FIG. 4



FIG. 5

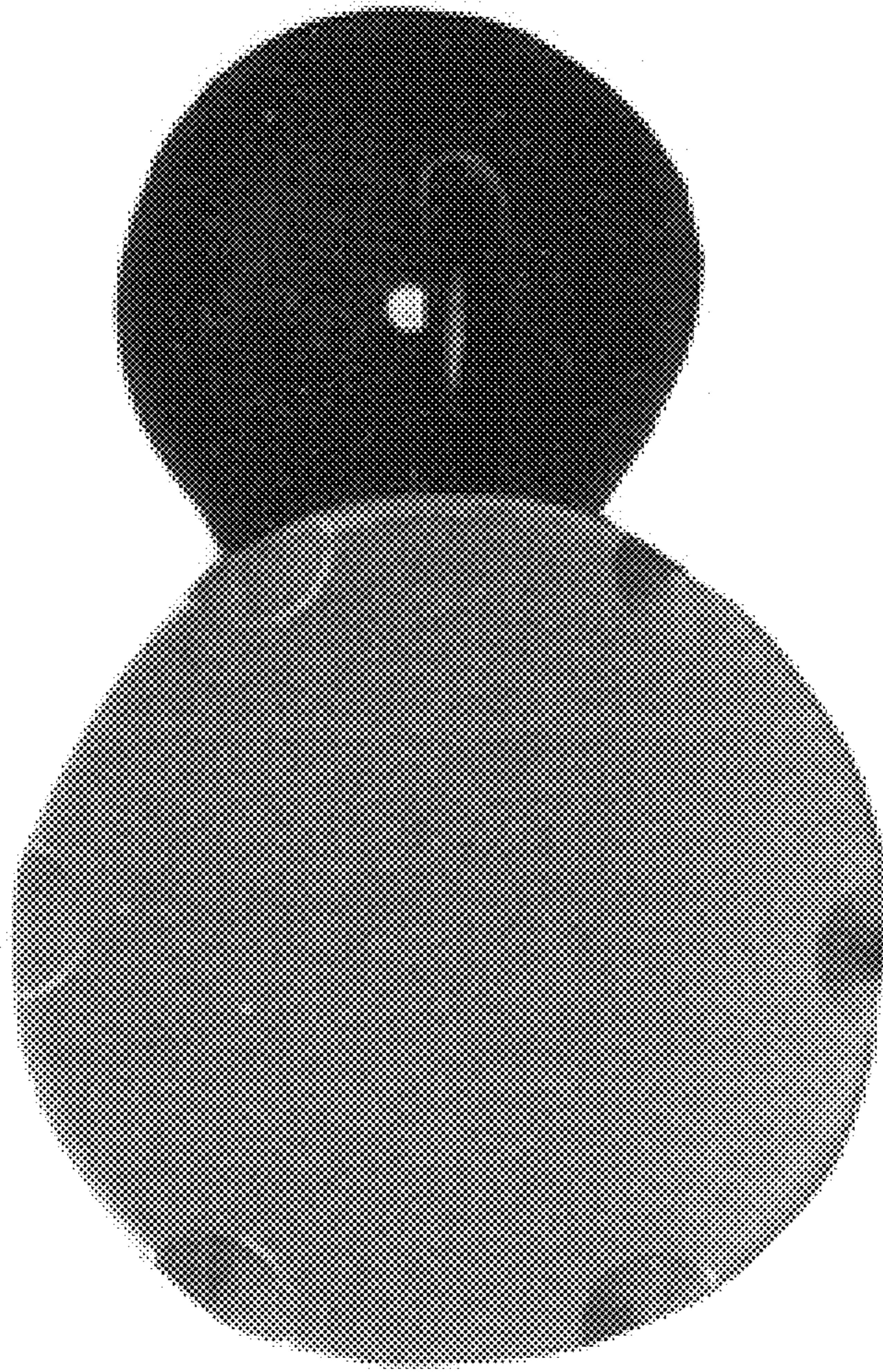


FIG. 6




FIG. 7