



US00D421869S

United States Patent [19]

Drew et al.

[11] Patent Number: Des. 421,869

[45] Date of Patent: ** Mar. 28, 2000

[54] DIGITAL VIDEO DISC AND GRAPHICS STORAGE SLEEVE

[75] Inventors: Terrence Martin Drew, Superior; James Allen Bergh, Boulder, both of Colo.

[73] Assignee: Case Logic, Inc., Longmont, Colo.

[**] Term: 14 Years

[21] Appl. No.: 29/091,048

[22] Filed: Jul. 22, 1998

[51] LOC (6) Cl. 06-04

[52] U.S. Cl. D6/626; D6/407; D6/629

[58] Field of Search D3/201; D6/407, D6/626-635; D14/124; D19/26, 27, 32, 33; 40/340, 360, 626, 771, 775, 307; 206/308.1, 308.3, 309, 313; 229/67.1, 68.1, 70-72; 283/116, 117

[56] References Cited

U.S. PATENT DOCUMENTS

D. 261,155	10/1981	Nast	D19/33
D. 262,891	2/1982	Nast	D19/33
D. 268,190	3/1983	Nast	D6/626
D. 271,700	12/1983	Boughner et al.	D19/33
D. 319,345	8/1991	Rayburn	D3/35
D. 325,817	5/1992	Call	D6/626
D. 329,943	10/1992	Laszlo	D6/626
D. 347,994	6/1994	Hammond	D9/306
D. 350,448	9/1994	Hill	D6/630
D. 360,800	8/1995	Temple et al.	D6/629
D. 377,434	1/1997	Hammond	D6/626
D. 403,915	1/1999	Temple et al.	D6/631
3,500,995	3/1970	Forman	206/449
3,759,305	9/1973	McIntyre	150/149
4,473,153	9/1984	Colangelo	206/312
4,549,658	10/1985	Sfikas	206/466
4,620,630	11/1986	Moss	206/45.24
4,624,481	11/1986	Kercher	462/6

4,687,101	8/1987	Barker, Sr. et al.	206/444
4,803,795	2/1989	Questel et al.	40/124.2
4,850,731	7/1989	Youngs	206/308.1
4,905,831	3/1990	Bagdis et al.	206/308.3
4,971,195	11/1990	Mitsuyama	206/311
5,125,561	6/1992	Idstein	229/400
5,396,987	3/1995	Temple et al.	206/309
5,462,160	10/1995	Youngs	206/312
5,480,024	1/1996	Hertema	206/308.3
5,588,527	12/1996	Youngs	206/308.1
5,588,528	12/1996	Ozeki	206/308.1
5,845,772	12/1998	Cieplak	206/308.3

OTHER PUBLICATIONS

Case Logic—Audio Product Catalog, 6 Pages.

Primary Examiner—Celia Murphy

Attorney, Agent, or Firm—Sheridan Ross P.C.

[57] CLAIM

The ornamental design for a digital video disc and graphics storage sleeve, as shown and described.

DESCRIPTION

FIG. 1 is a perspective view of a digital video disc and graphics storage sleeve showing our new design, the broken line showing of a graphic sheet being for illustrative purposes only and forms no part of the claimed design;

FIG. 2 is a rear perspective view thereof, the video disk also being shown for illustrative purposes only and forming no part of the claimed design;

FIG. 3 is a front elevational view thereof;

FIG. 4 is a right side elevational view thereof;

FIG. 5 is a top plan view thereof;

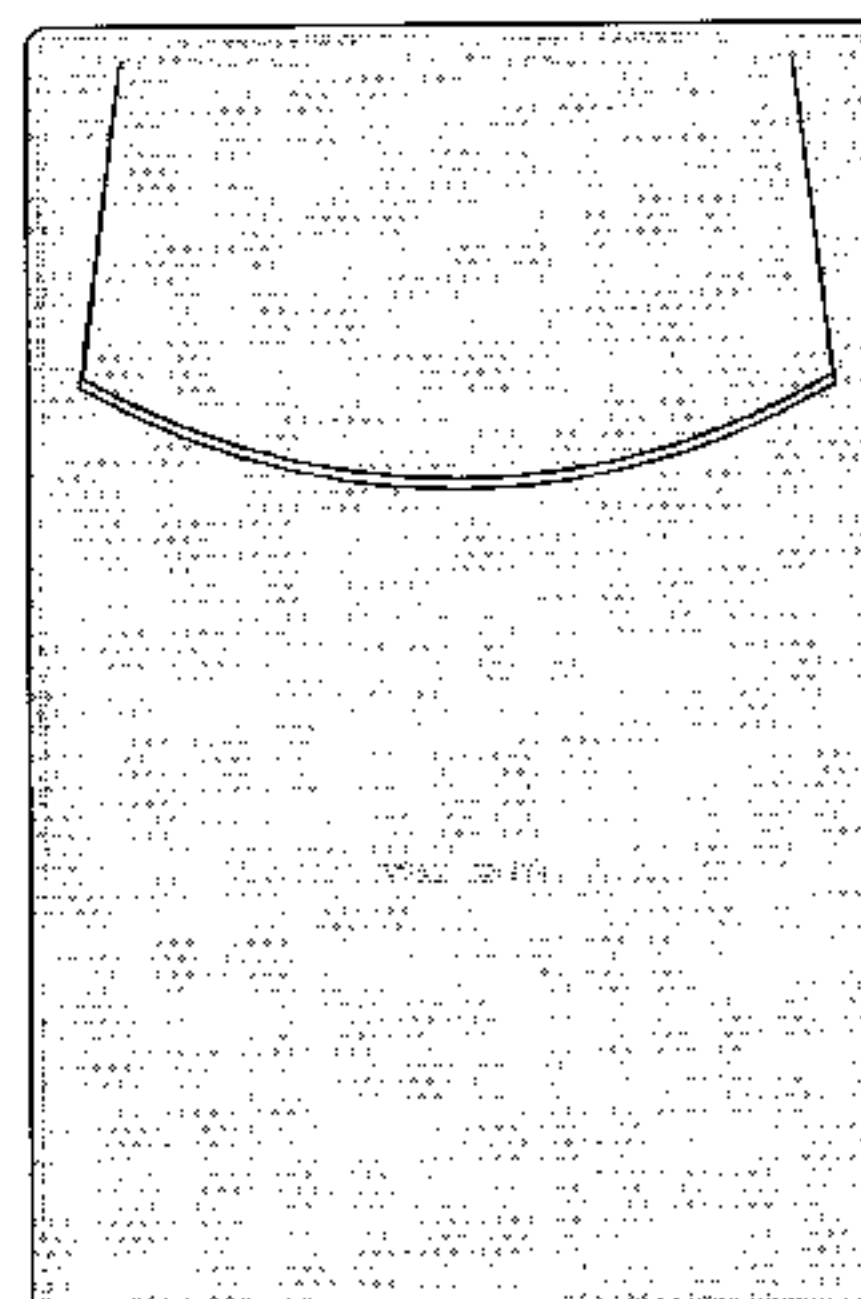
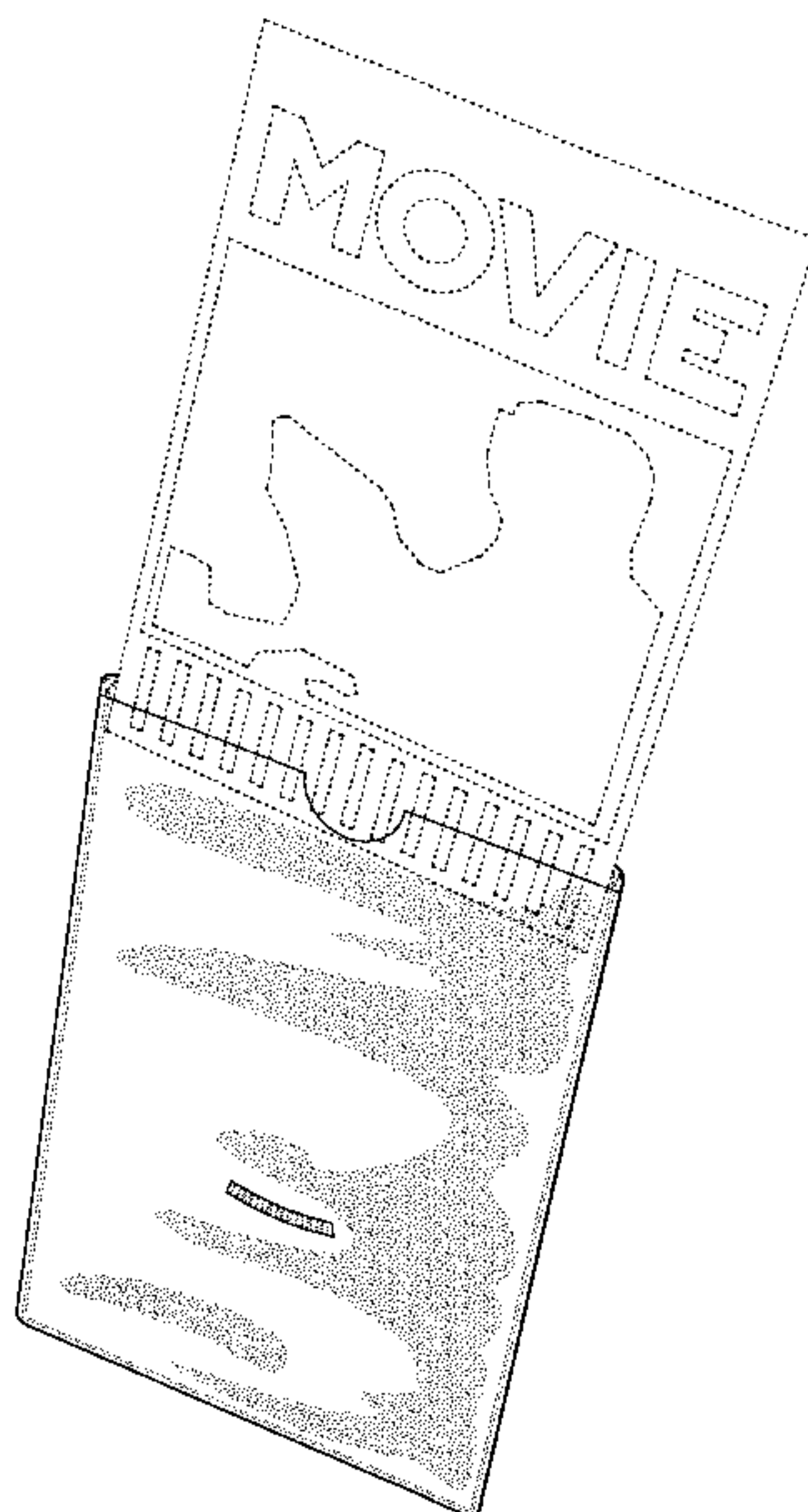
FIG. 6 is a rear elevational view thereof;

FIG. 7 is a left side elevational view thereof; and,

FIG. 8 is a bottom plan view thereof.

The broken double lines shown around the periphery of the claimed invention in FIGS. 1, 2, 3, and 6 are understood to represent seam lines.

1 Claim, 4 Drawing Sheets



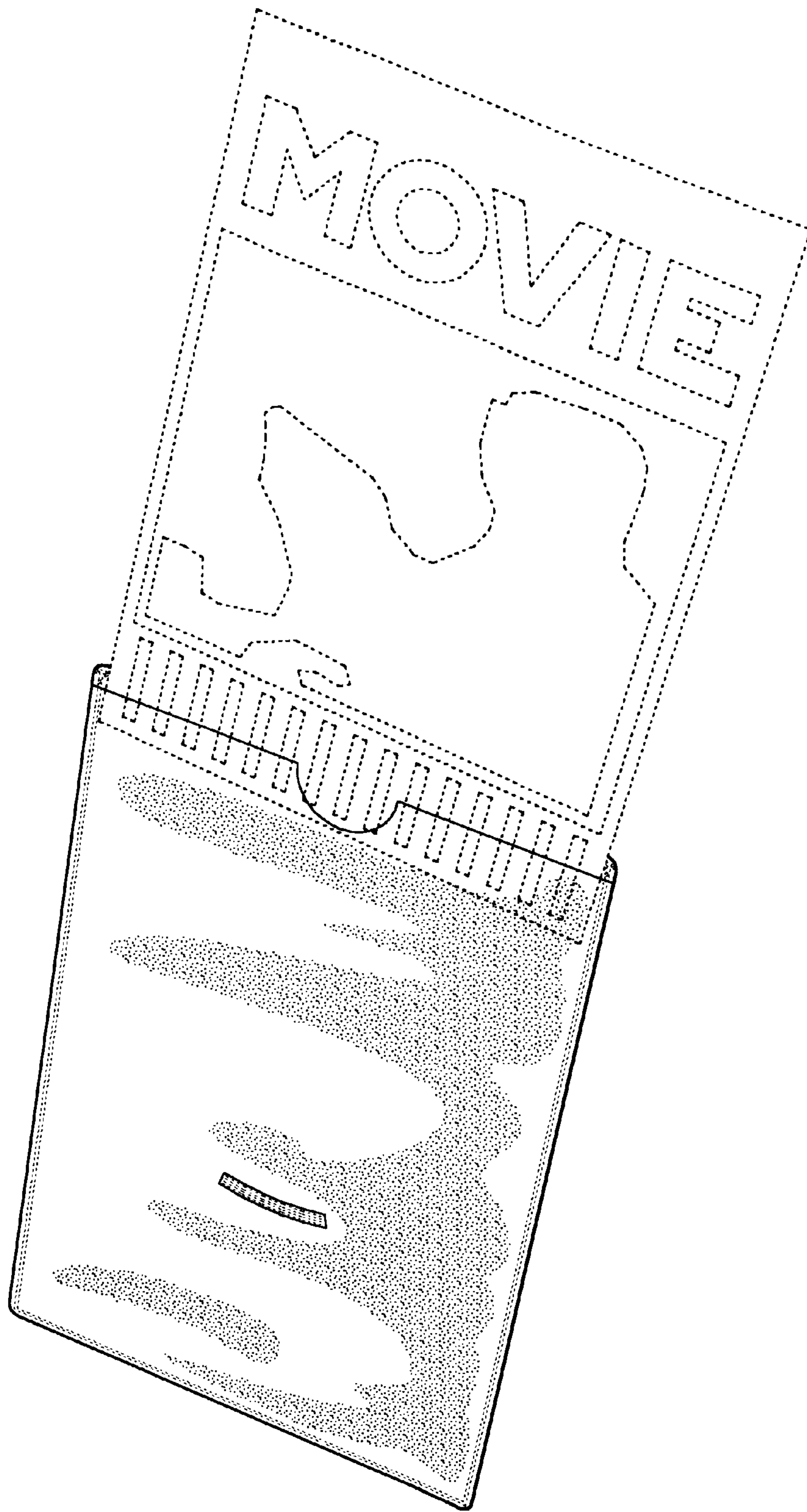


FIG. 1

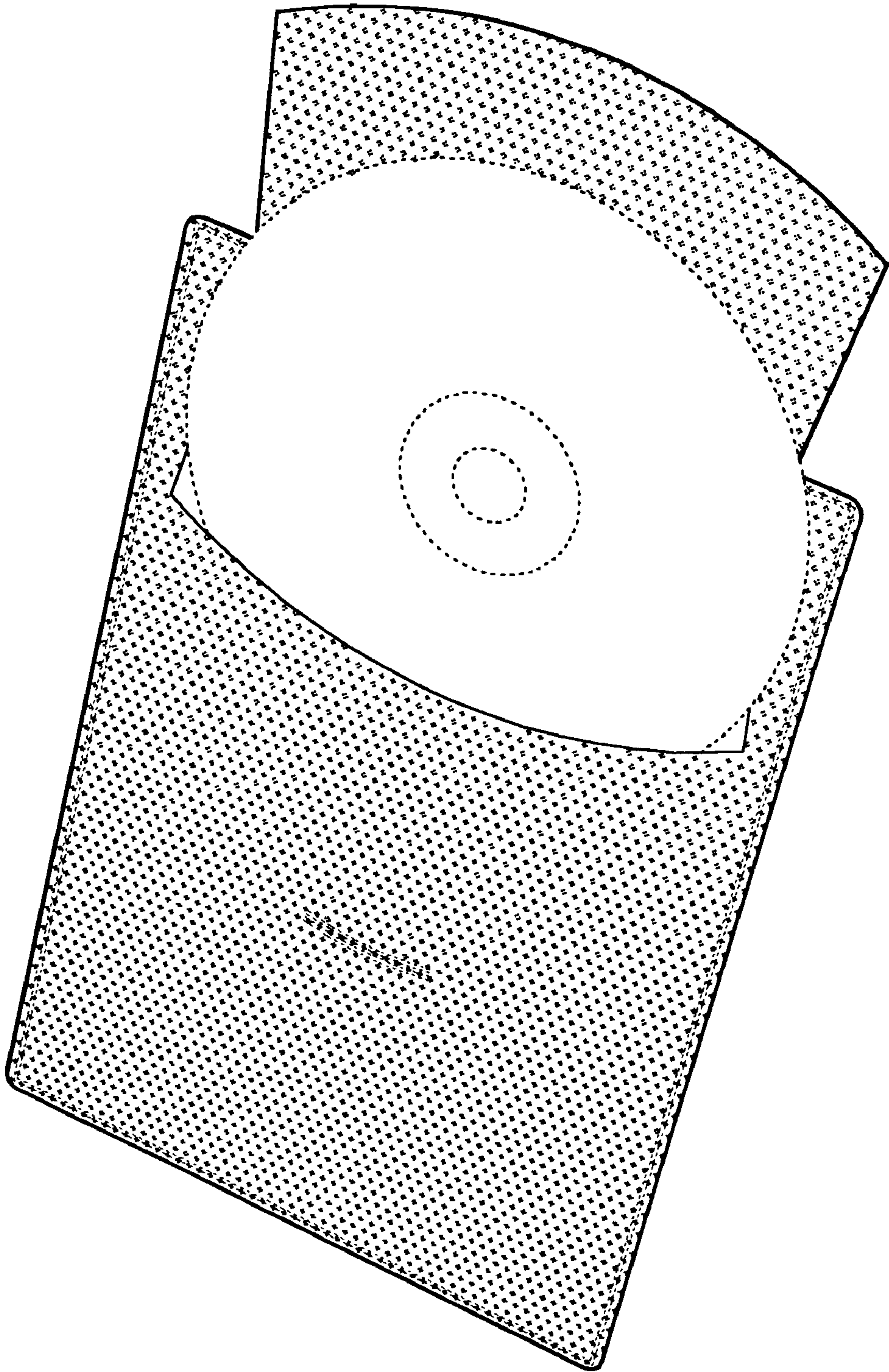


FIG. 2



FIG. 5




FIG. 3



FIG. 4




FIG. 8

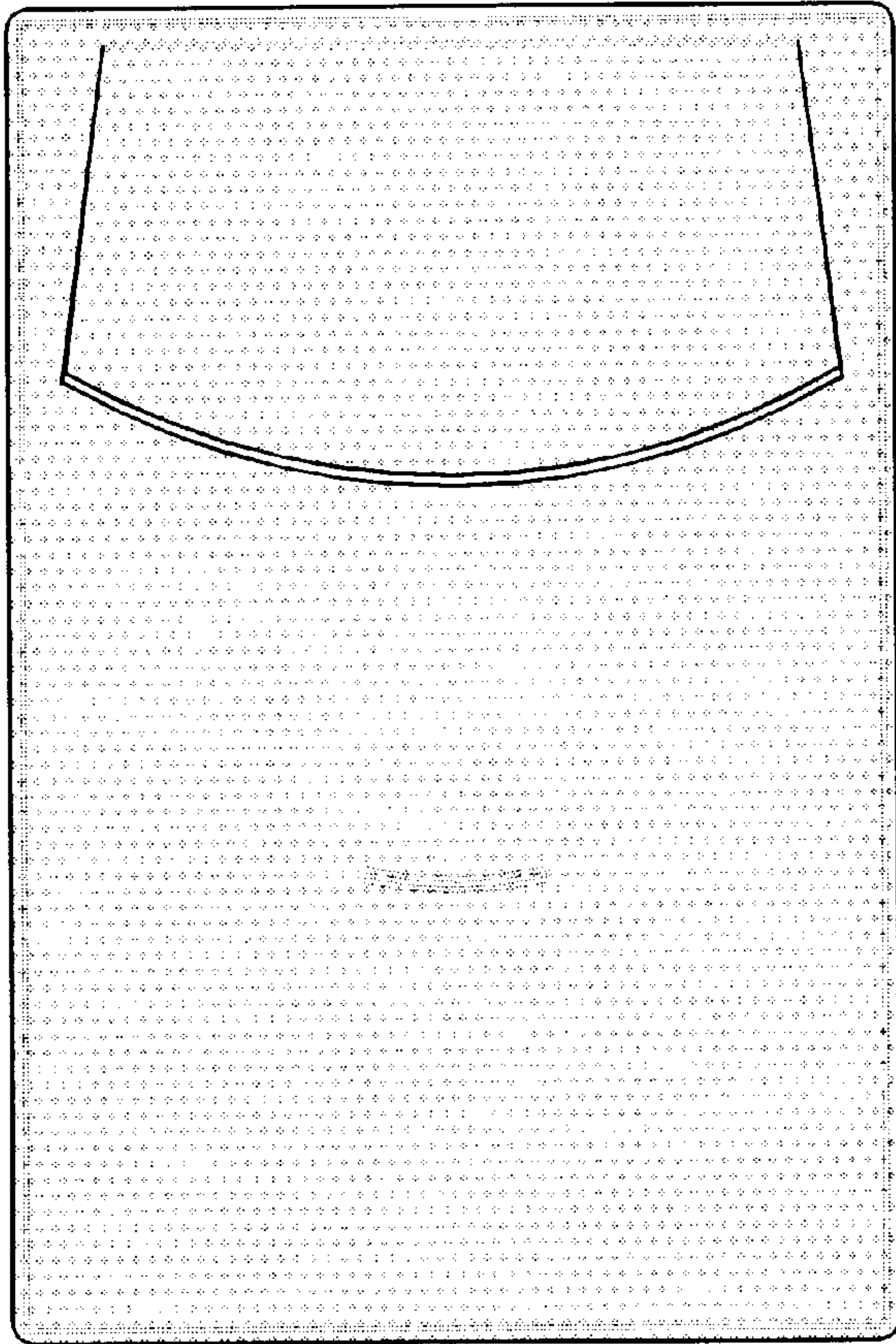


FIG. 6



FIG. 7