



US00D421864S

**United States Patent** [19]  
**LaCount**

[11] **Patent Number: Des. 421,864**

[45] **Date of Patent: \*\* Mar. 28, 2000**

[54] **UNIVERSAL HUB**

5,170,938 12/1992 Dewing ..... 242/598 X  
5,332,169 7/1994 Harris et al. .... 242/598 X  
5,763,984 6/1998 Day ..... 312/34.8

[75] Inventor: **Kenneth LaCount**, Pulaski, Wis.

[73] Assignee: **Alwin Manufacturing Company**,  
Green Bay, Wis.

*Primary Examiner*—Brian N. Vinson  
*Attorney, Agent, or Firm*—Emrich & Dithmar

[\*\*] Term: **14 Years**

[57] **CLAIM**

[21] Appl. No.: **29/085,092**

The ornamental design for the universal hub, as shown and described.

[22] Filed: **Mar. 16, 1998**

**DESCRIPTION**

[51] **LOC (6) Cl.** ..... **07-07**

[52] **U.S. Cl.** ..... **D6/522**

[58] **Field of Search** ..... D6/522, 523; 312/34.8;  
242/570, 590, 595, 598

FIG. 1 is a perspective view of the universal hub embodying my new design;  
FIG. 2 is a front elevational view of the universal hub illustrated in FIG. 1;  
FIG. 3 is a side elevational view of the universal hub illustrated in FIG. 1; and,  
FIG. 4 is a rear view of the universal hub illustrated in FIG. 1.

[56] **References Cited**

**U.S. PATENT DOCUMENTS**

3,034,739 5/1962 Barger ..... 242/598 X  
5,028,097 7/1991 Tucker ..... 312/34.8

**1 Claim, 1 Drawing Sheet**




FIG. 1




FIG. 2




FIG. 3




FIG. 4

