



US00D421863S

United States Patent [19]

Tetreault et al.

[11] Patent Number: **Des. 421,863**

[45] Date of Patent: **** Mar. 28, 2000**

[54] **WOUND CLOSURE PRODUCTS DISPENSER**

[75] Inventors: **Stephane Tetreault**, Boucherville;
Simon Phaneuf, Longueuil, both of
Canada

[73] Assignee: **Advanced Therapeutic Technologies
AT2 Inc.**, Greenfield Park, Canada

[**] Term: **14 Years**

[21] Appl. No.: **29/103,339**

[22] Filed: **Apr. 13, 1999**

[51] **LOC (6) Cl.** **07-07**

[52] **U.S. Cl.** **D6/515; D6/436; D6/561**

[58] **Field of Search** **D6/552, 553, 559-561,
D6/515, 518, 432, 436; 211/10, 13.1, 49.1,
71, 85.13, 86, 87; 221/92, 123, 282; 222/173;
312/34.1, 34.4, 242, 245**

[56] **References Cited**

U.S. PATENT DOCUMENTS

D. 174,207 3/1955 Witkin D6/559

D. 215,550 10/1969 Nichols D6/553 X
D. 253,567 12/1979 Ungaro D6/553 X
D. 259,980 7/1981 Magistretti D6/559
D. 376,062 12/1996 Greger D6/559

Primary Examiner—Brian N. Vinson
Attorney, Agent, or Firm—Foley & Lardner

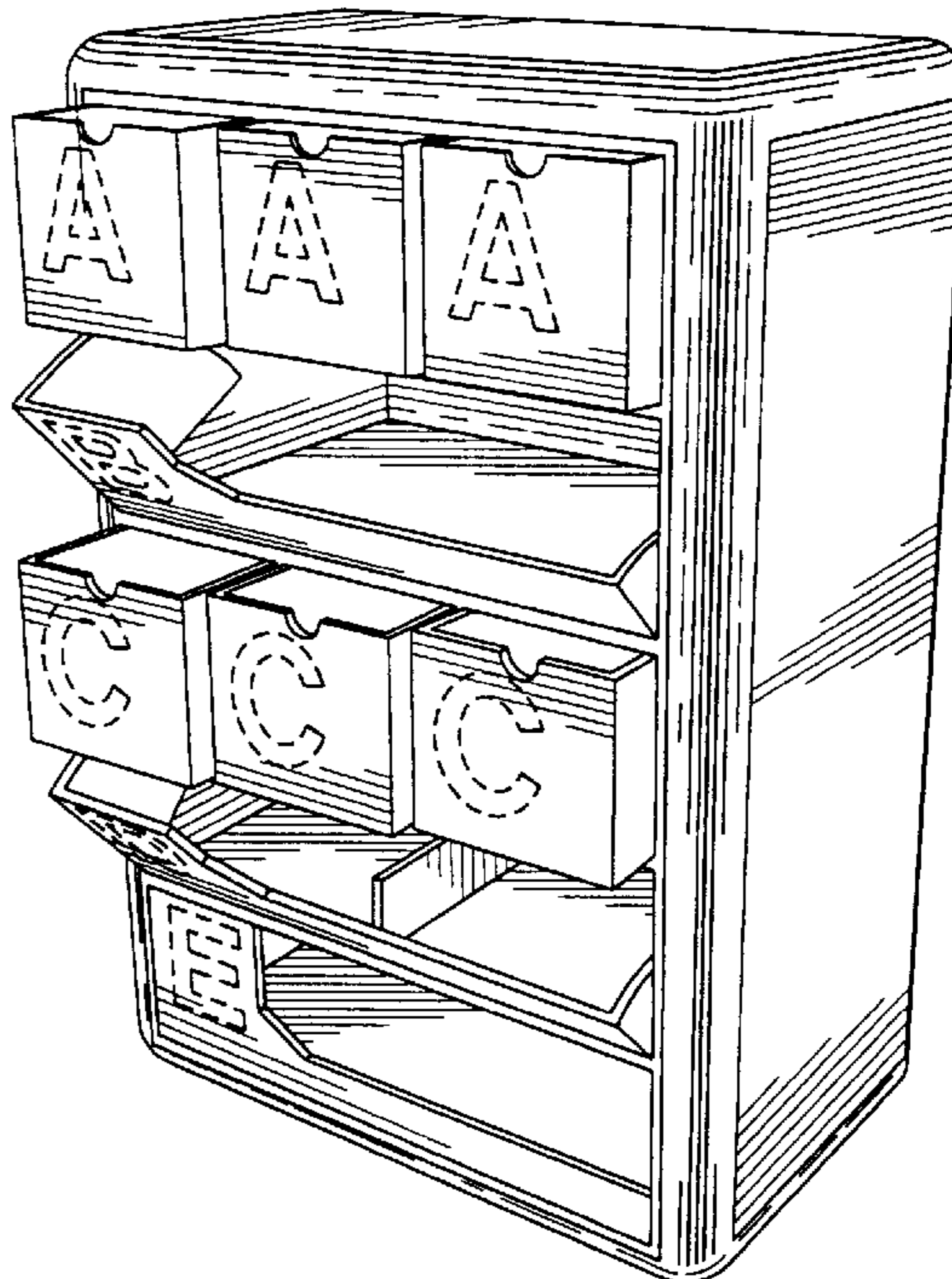

[57] **CLAIM**

The ornamental design for a “wound closure products dispenser,” as shown and described.

DESCRIPTION

FIG. 1 is a perspective view of the wound closure products dispenser, in a closed position;
FIG. 2 is a front elevational view thereof;
FIG. 3 is a left side elevational view thereof;
FIG. 4 is a right side elevational view thereof;
FIG. 5 is a top plan view thereof;
FIG. 6 is a bottom plan view thereof;
FIG. 7 is a rear elevational view thereof; and,
FIG. 8 is a perspective view of the wound closure products dispenser, in an open position.

1 Claim, 3 Drawing Sheets






FIG. 3




FIG. 2

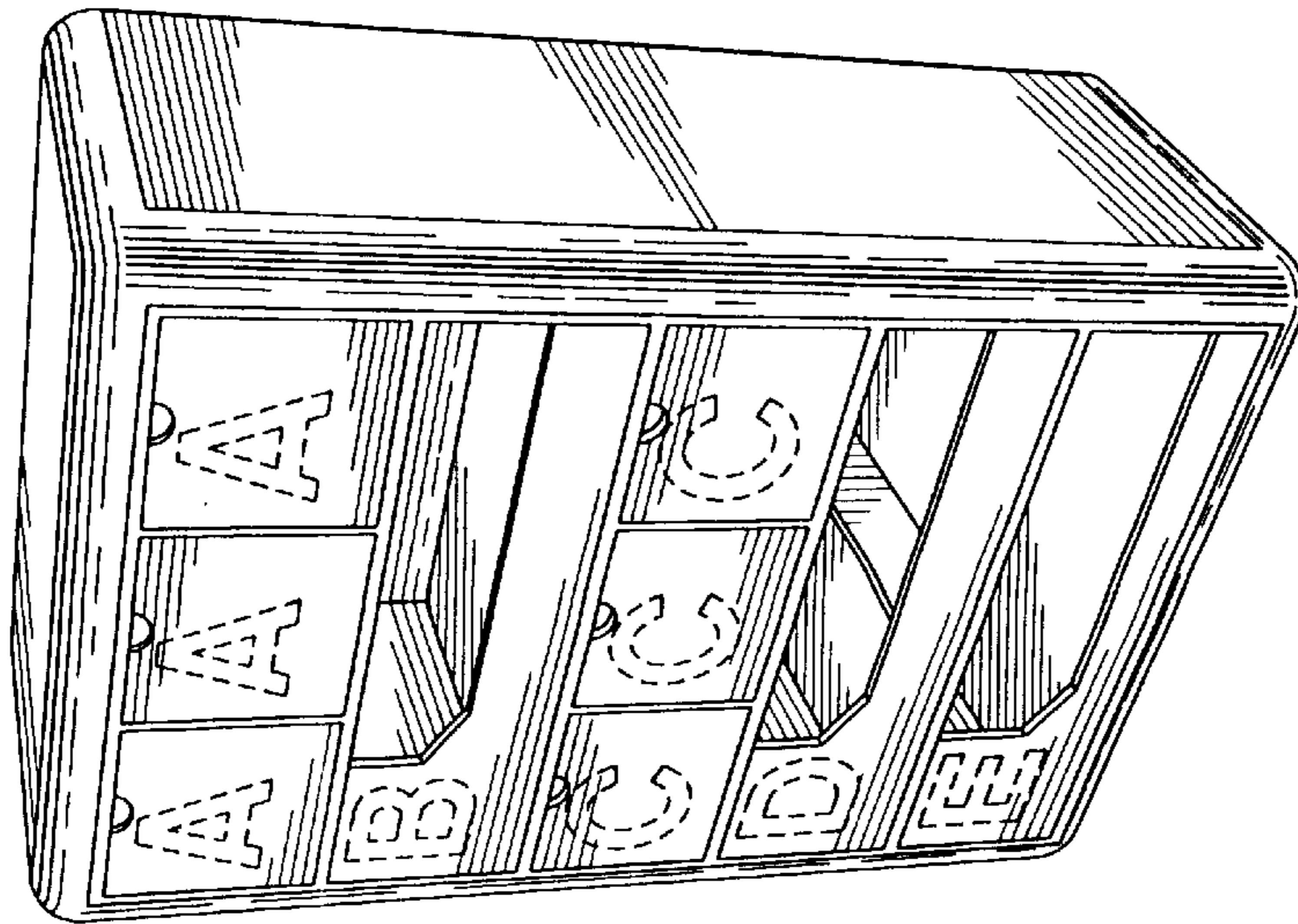


FIG. 1




FIG. 7




FIG. 5




FIG. 6

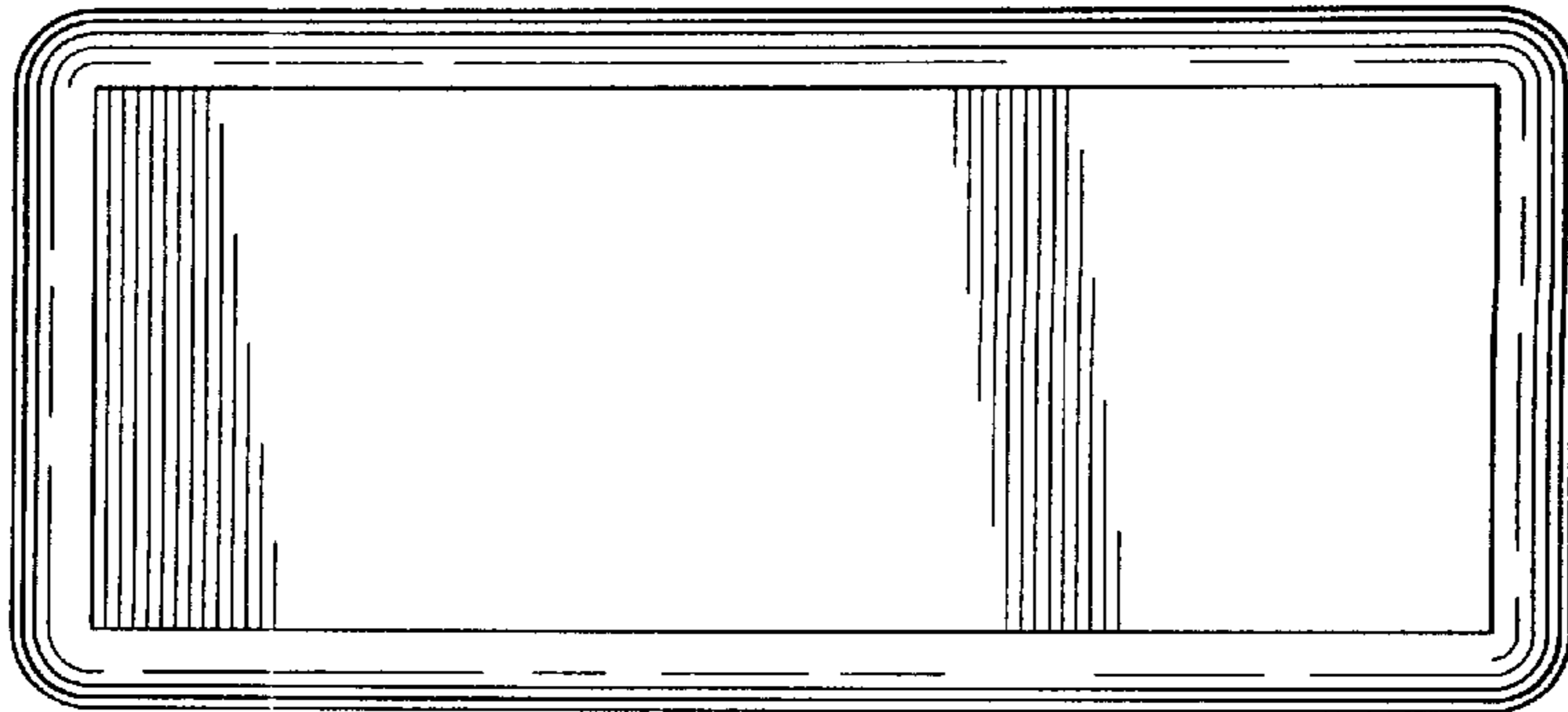


FIG. 4

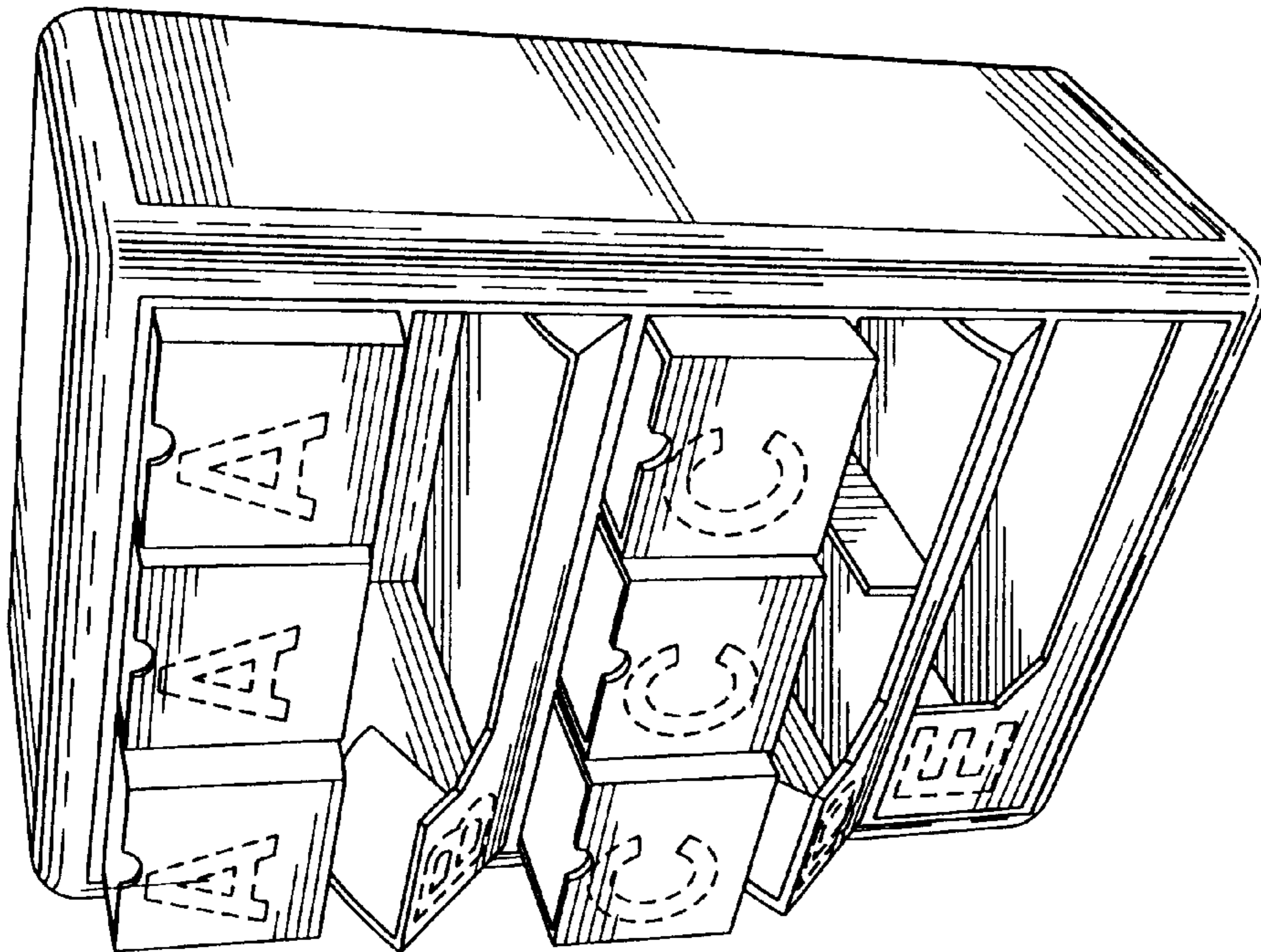


FIG. 3