



US00D421862S

United States Patent [19]

Draheim et al.

[11] Patent Number: **Des. 421,862**

[45] Date of Patent: **** Mar. 28, 2000**

[54] **CRIB ENDBOARD FRAME**

[75] Inventors: **Harvey J. Draheim**, Weyauwega; **Scott A. Krueger**, Appleton, both of Wis.

[73] Assignee: **Simmons Juvenile Products Company, Inc.**, New London, Wis.

[**] Term: **14 Years**

[21] Appl. No.: **29/104,447**

[22] Filed: **May 5, 1999**

[51] **LOC (6) Cl.** **06-01**

[52] **U.S. Cl.** **D6/505; D6/508**

[58] **Field of Search** D6/382, 383, 388-395, D6/505-508; 5/53.1, 101, 105, 279.5, 280, 281, 907

D. 368,179 3/1996 Brunner et al. D6/395
D. 395,565 6/1998 Brunner et al. D6/505
D. 409,025 5/1999 Draheim et al. D6/505

Primary Examiner—Janice E. Seeger
Attorney, Agent, or Firm—Hoffmann & Baron, LLP

[57] CLAIM

The ornamental design of a crib endboard frame, as shown and described.

DESCRIPTION


FIG. 1 is a top perspective view of a crib endboard frame showing our new design; FIG. 2 is a top plan view thereof; FIG. 3 is a front elevation view thereof; and, FIG. 4 is a side elevation view thereof, the opposite side being a mirror image thereof. The bottom and rear views form no part of the claimed design. The material shown in dotted lines form no part of the claimed design.

[56] References Cited

U.S. PATENT DOCUMENTS

D. 346,927 5/1994 Brunner et al. D6/508

1 Claim, 2 Drawing Sheets



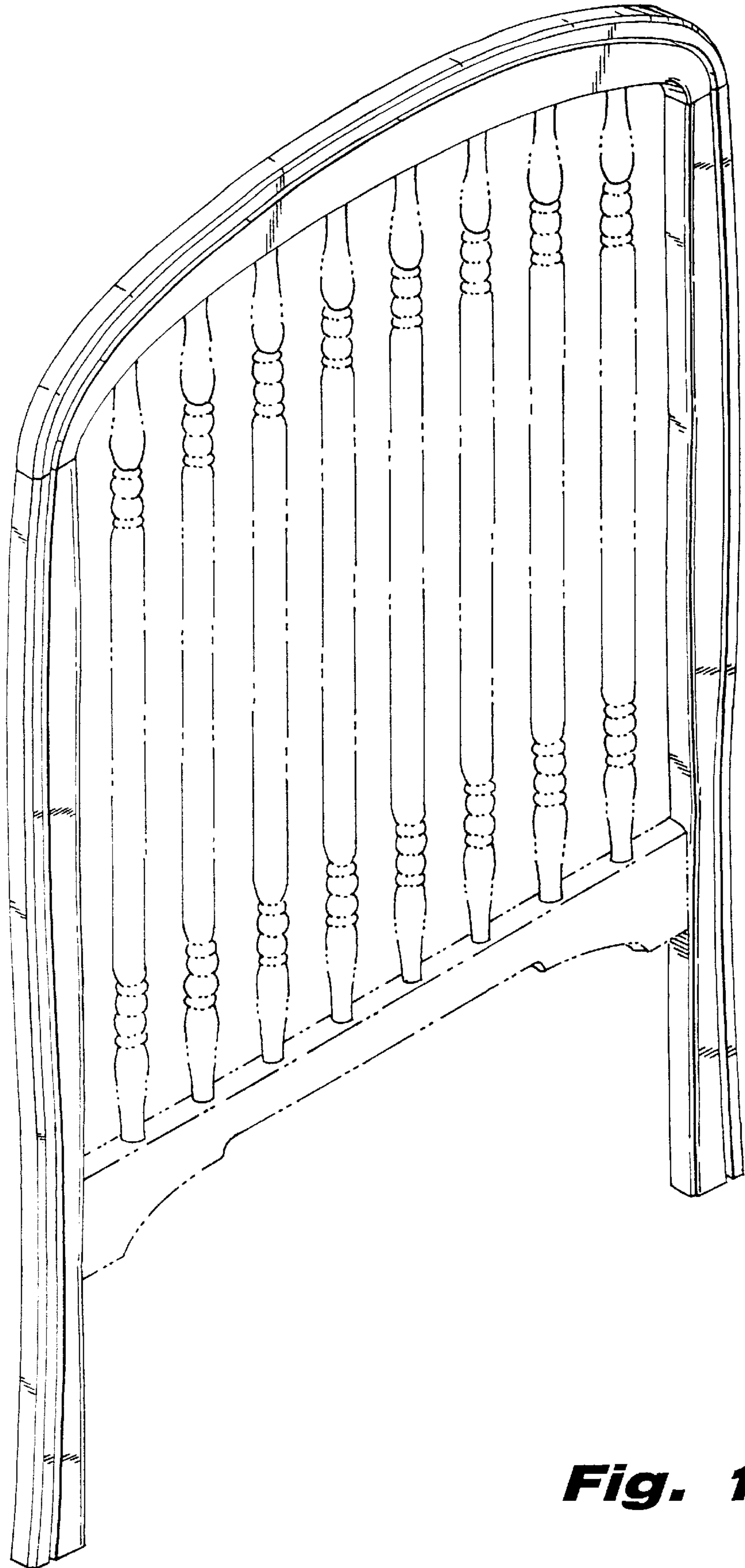


Fig. 1

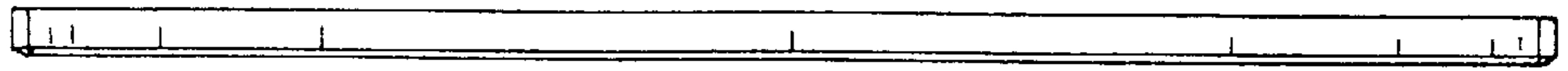


Fig. 2

Fig. 4

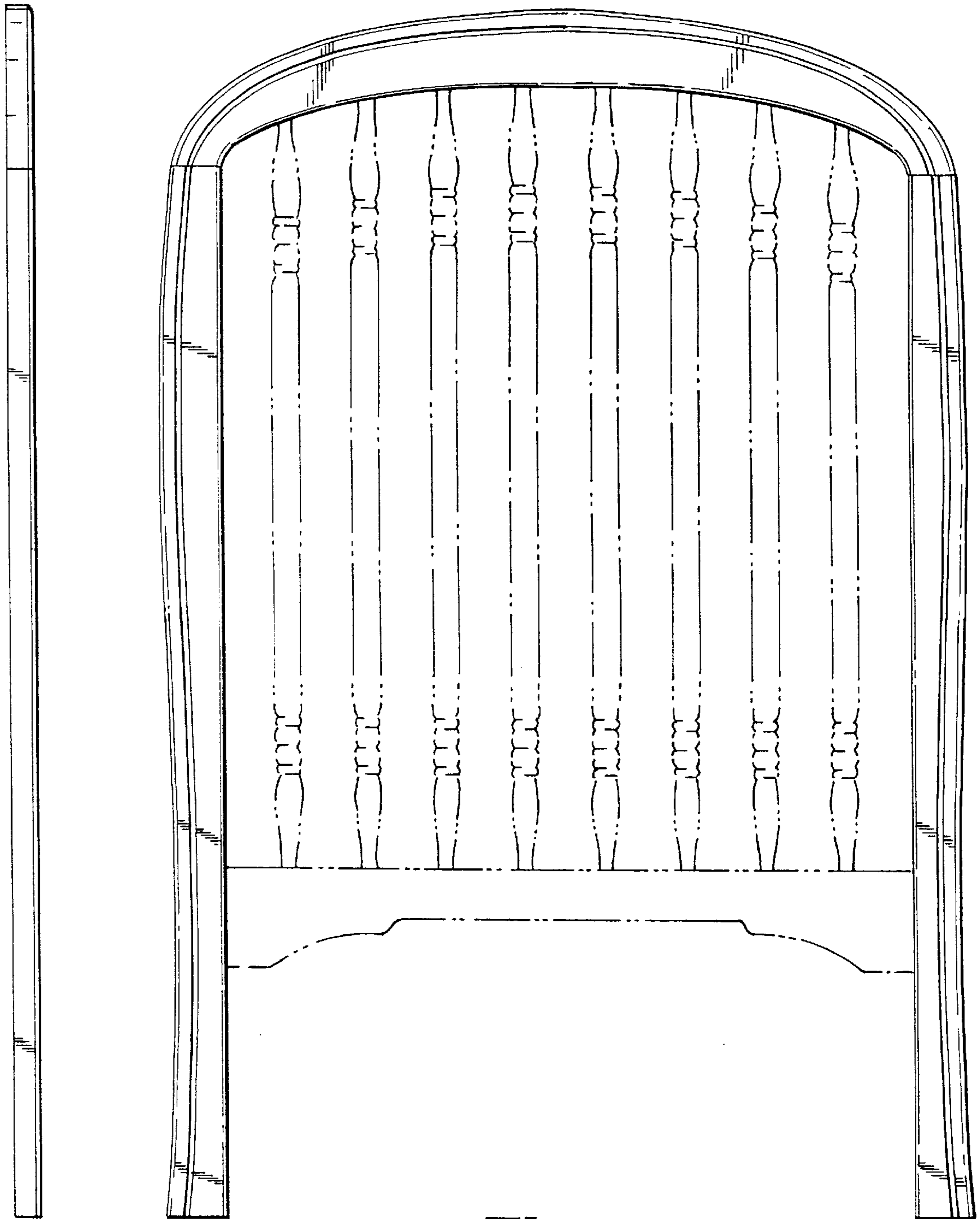


Fig. 3