



US00D421859S

United States Patent [19]
Klein

[11] **Patent Number: Des. 421,859**

[45] **Date of Patent: ** Mar. 28, 2000**

[54] **TABLE**

D. 293,862 1/1988 Hubert D6/480 X

[75] Inventor: **Richard S. Klein**, Los Angeles, Calif.

Primary Examiner—Janice E. Seeger
Attorney, Agent, or Firm—Edgar A. Zarins; Malcolm L. Sutherla

[73] Assignee: **Cal-Style Furniture Mfg. Co.**,
Compton, Calif.

[**] Term: **14 Years**

[57] **CLAIM**

[21] Appl. No.: **29/012,431**

The ornamental design for a table, as shown and described.

[22] Filed: **Sep. 1, 1993**

DESCRIPTION

[51] **LOC (6) Cl.** **06-03**

FIG. 1 is a perspective view of a table showing my new design;

[52] **U.S. Cl.** **D6/488; D6/480**

FIG. 2 is a front elevational view thereof;

[58] **Field of Search** D6/480-489, 495-499;
108/153-155, 160, 156.1; 248/188, 188.1,
188.7, 431, 165

FIG. 3 is a top plan view thereof; and,


FIG. 4 is a side view thereof.

[56] **References Cited**

U.S. PATENT DOCUMENTS

D. 254,994 5/1980 Mioreanu et al. D6/495 X

1 Claim, 2 Drawing Sheets






Fig-1

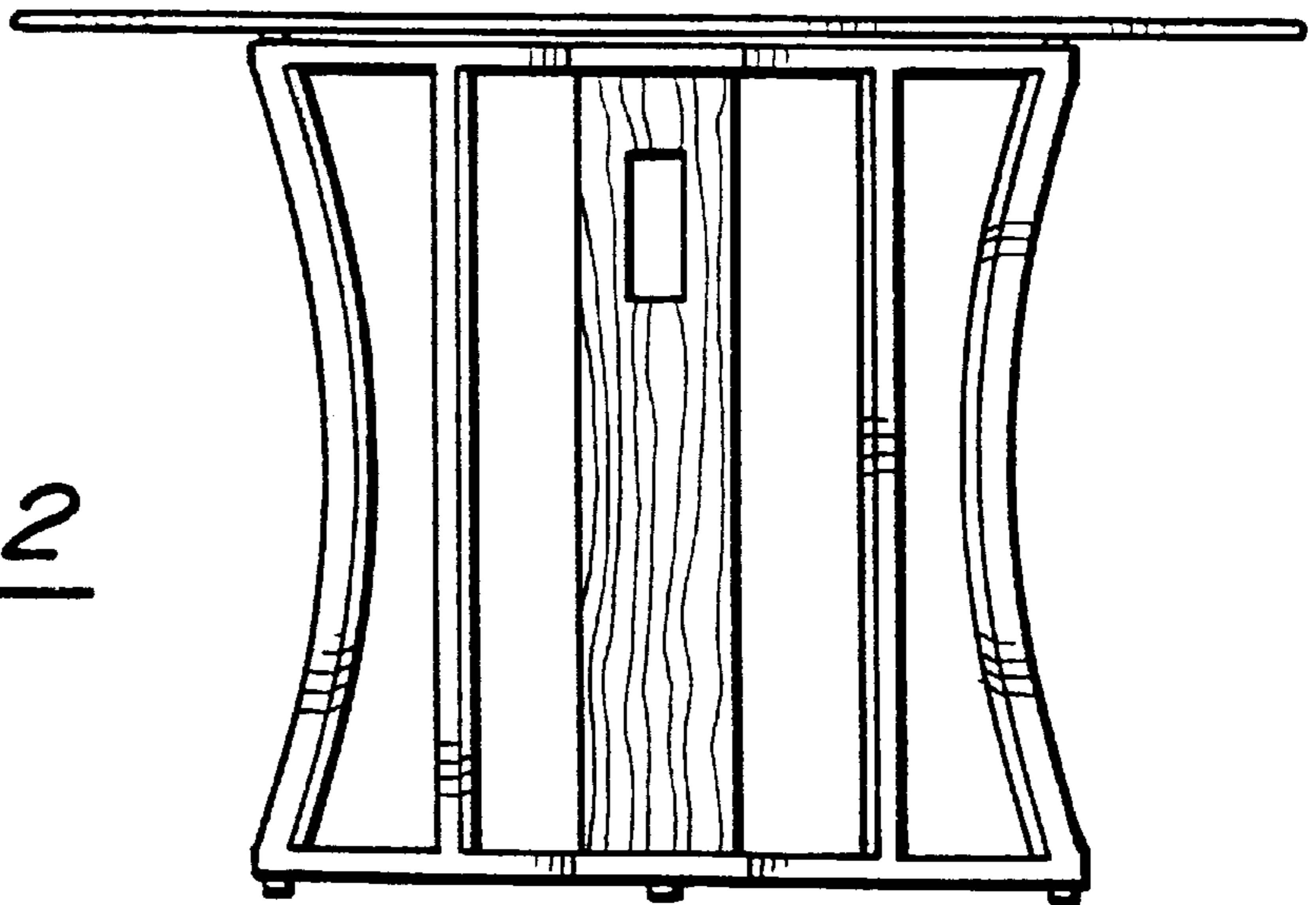


Fig-2

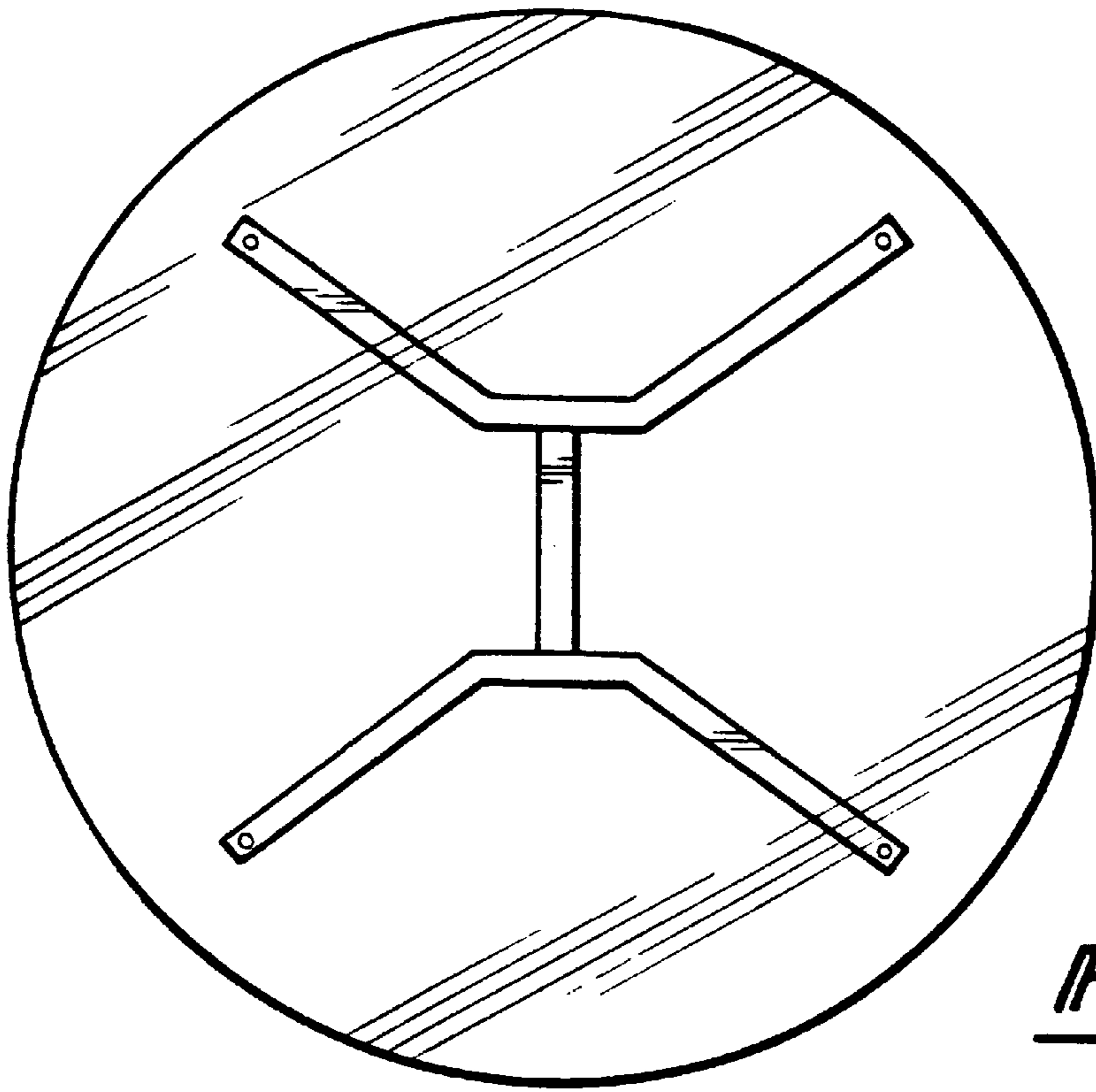


Fig-3




Fig-4