



US00D421858S

United States Patent [19]
Curci

[11] **Patent Number: Des. 421,858**

[45] **Date of Patent: ** Mar. 28, 2000**

[54] **DISPLAY CASE**

D. 395,563 6/1998 Hamilton, III D6/474
1,903,936 4/1933 Nunnery 211/55

[76] Inventor: **James P. Curci**, 117 Tripp St., Fall River, Mass. 02724

Primary Examiner—Doris V. Coles
Assistant Examiner—Linda Brooks
Attorney, Agent, or Firm—Robert J Doherty

[**] Term: **14 Years**

[21] Appl. No.: **29/106,059**

[57] **CLAIM**

[22] Filed: **Jun. 9, 1999**

The ornamental design for a display case, as shown and described.

[51] **LOC (6) Cl.** **06-04**

DESCRIPTION

[52] **U.S. Cl.** **D6/476**

[58] **Field of Search** D6/437, 466-468, D6/473-476, 478; D19/75, 90, 91; 312/114, 50, 117, 126, 128; 40/124, 124.2, 124.4; 211/50, 55, 85.26

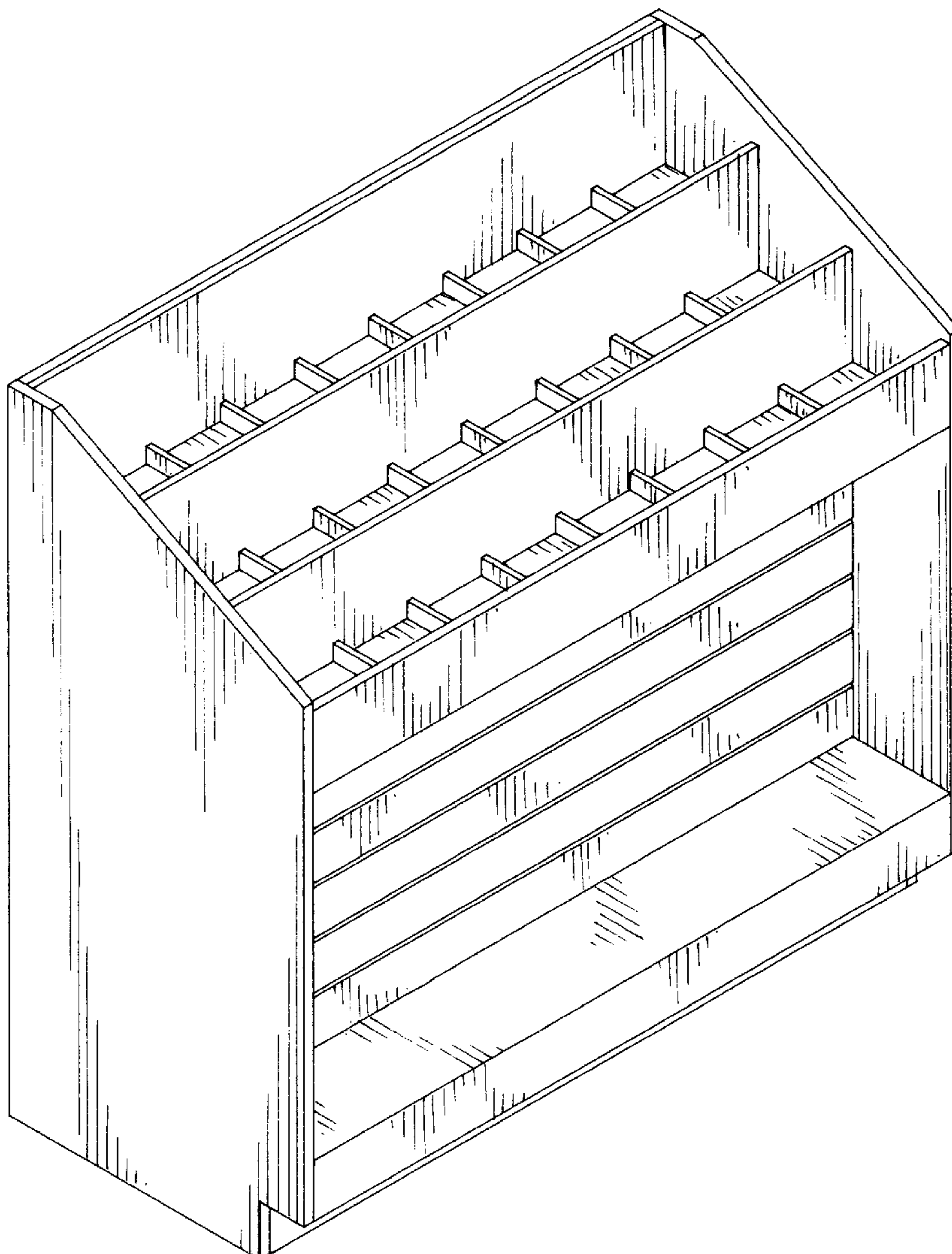
FIG. 1 is a front perspective view of a display case showing my new design;
FIG. 2 is a front elevational view thereof on a reduced scale;
FIG. 3 is a rear elevational view thereof on a reduced scale;
FIG. 4 is a left side elevational view thereof on a reduced scale; the right side elevational view being the mirror image thereof;
FIG. 5 is a top plan view thereof on a reduced scale; and,
FIG. 6 is a bottom plan view thereof on a reduced scale.

[56] **References Cited**

U.S. PATENT DOCUMENTS

D. 220,149 3/1971 Leath et al. D6/476
254,399 2/1882 Smith 312/128 X
D. 279,529 7/1985 Denhoff D6/474

1 Claim, 3 Drawing Sheets



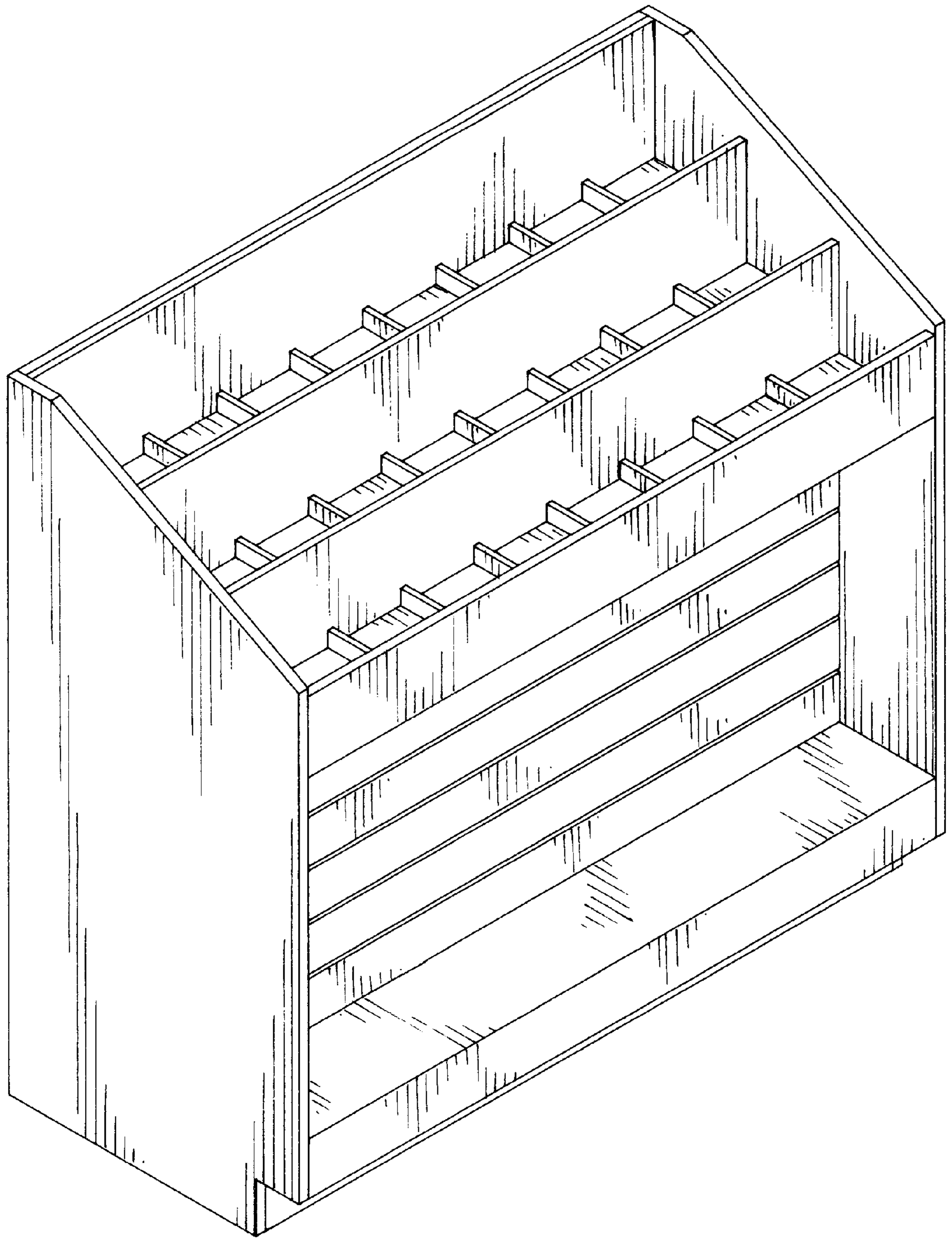


FIG. 1




FIG. 2




FIG. 3

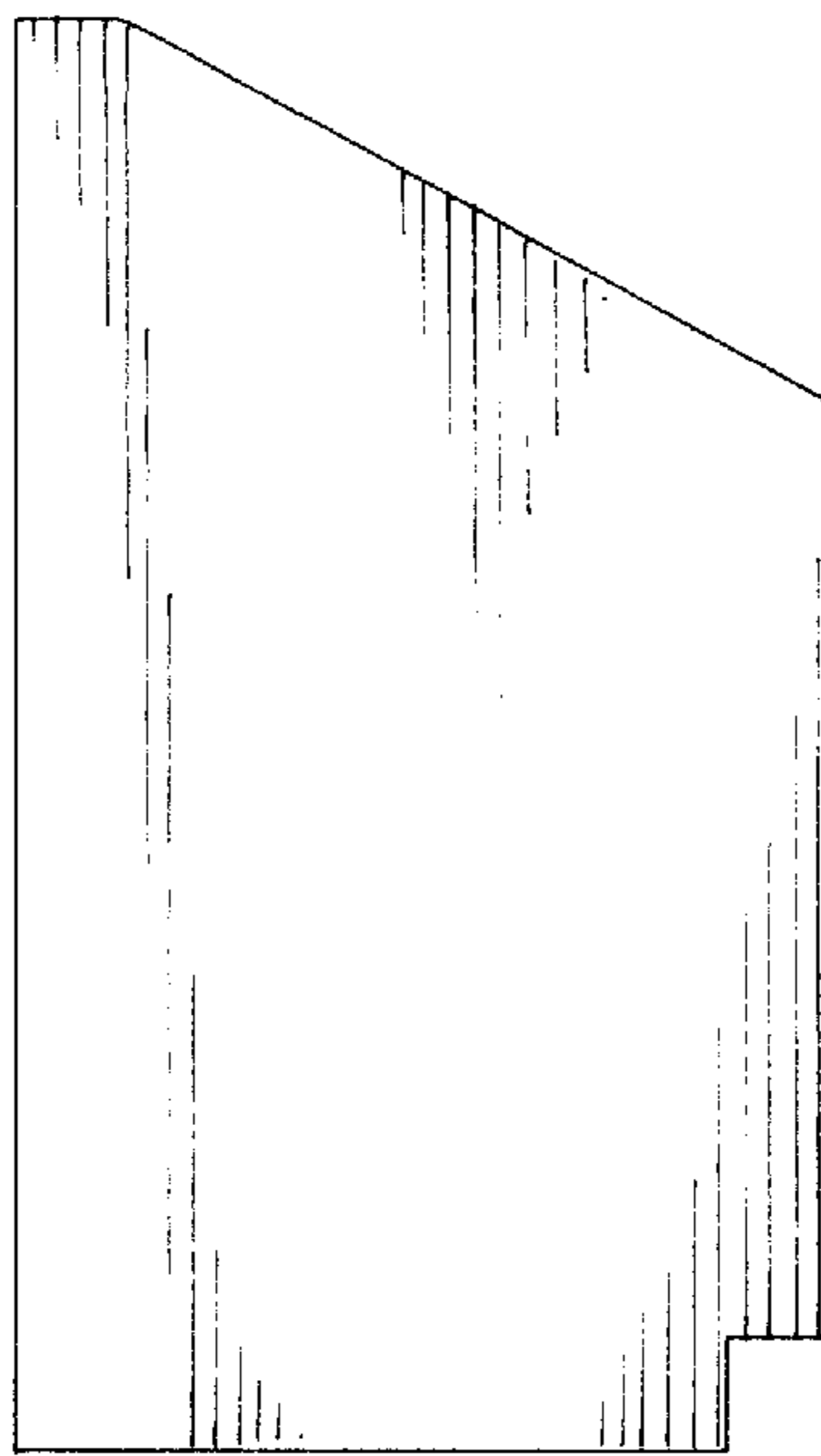


FIG. 4




FIG. 5

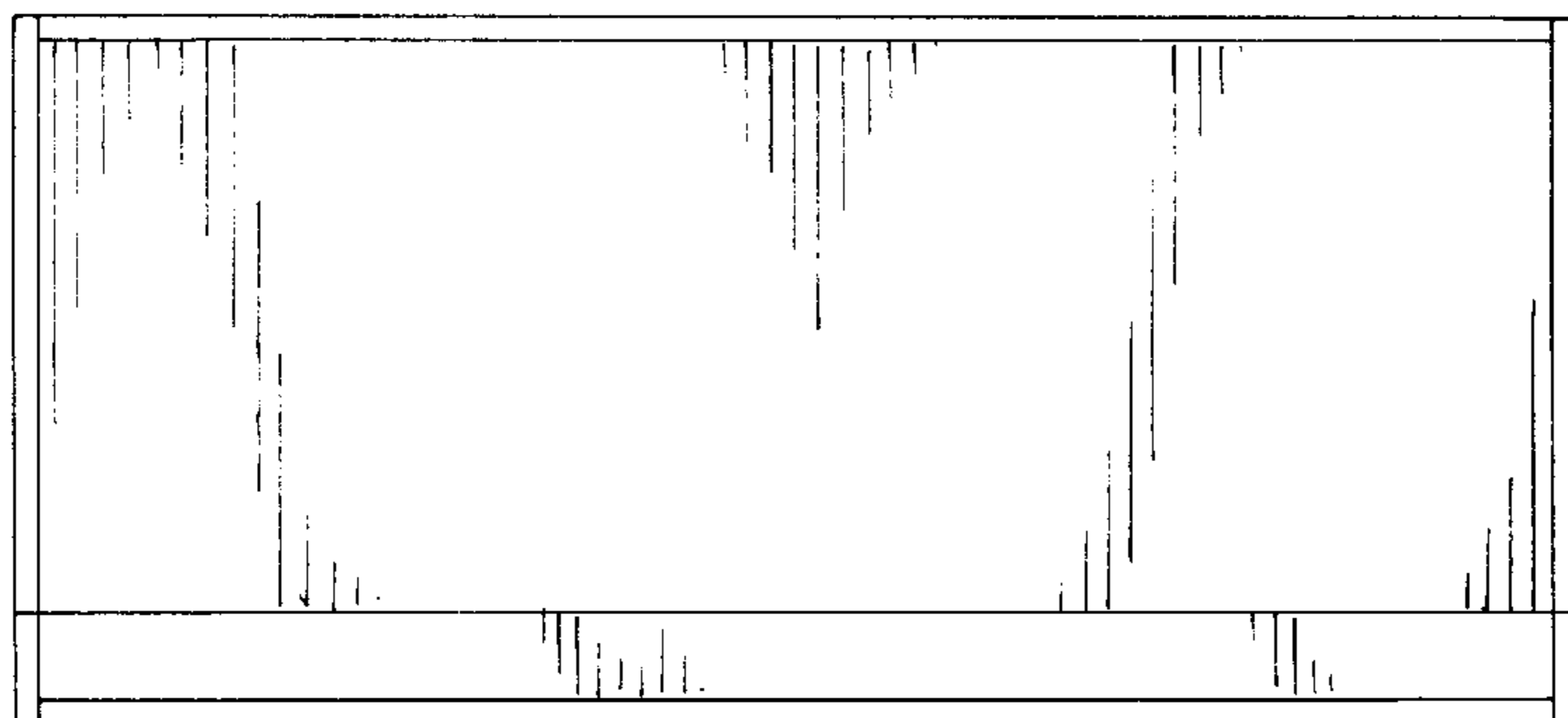


FIG. 6