



US00D421838S

United States Patent [19]

[11] Patent Number: Des. 421,838

Bradshaw et al.

[45] Date of Patent: ** Mar. 28, 2000

[54] GOLF BAG CARRYING CASE

OTHER PUBLICATIONS

[76] Inventors: **Bruce Bradshaw**, 714 Maple La., Clarion, Iowa 50525; **Brian Walker**, 3803 NE. 94th, Seattle, Wash. 98115

Edwin Watts Golf Shops, Travel Cases & Covers, Spring 1997, p. 56, Jun. 2, 1999.

[**] Term: **14 Years**

Primary Examiner—Louis S. Zarfes
Assistant Examiner—Catherine R. Oliver
Attorney, Agent, or Firm—Zarley, McKee, Thomte, Voorhees & Sease

[21] Appl. No.: **29/092,440**

[22] Filed: **Aug. 19, 1998**

[57] CLAIM

[51] **LOC (6) Cl.** **03-01**

The ornamental design for a golf bag carrying case, as shown and described.

[52] **U.S. Cl.** **D3/255**

[58] **Field of Search** D3/254, 255, 259, D3/204; 206/315.2, 315.3, 315.4, 315.5, 315.6, 315.7, 315.8; 190/100, 103, 109, 124, 107, 108

DESCRIPTION

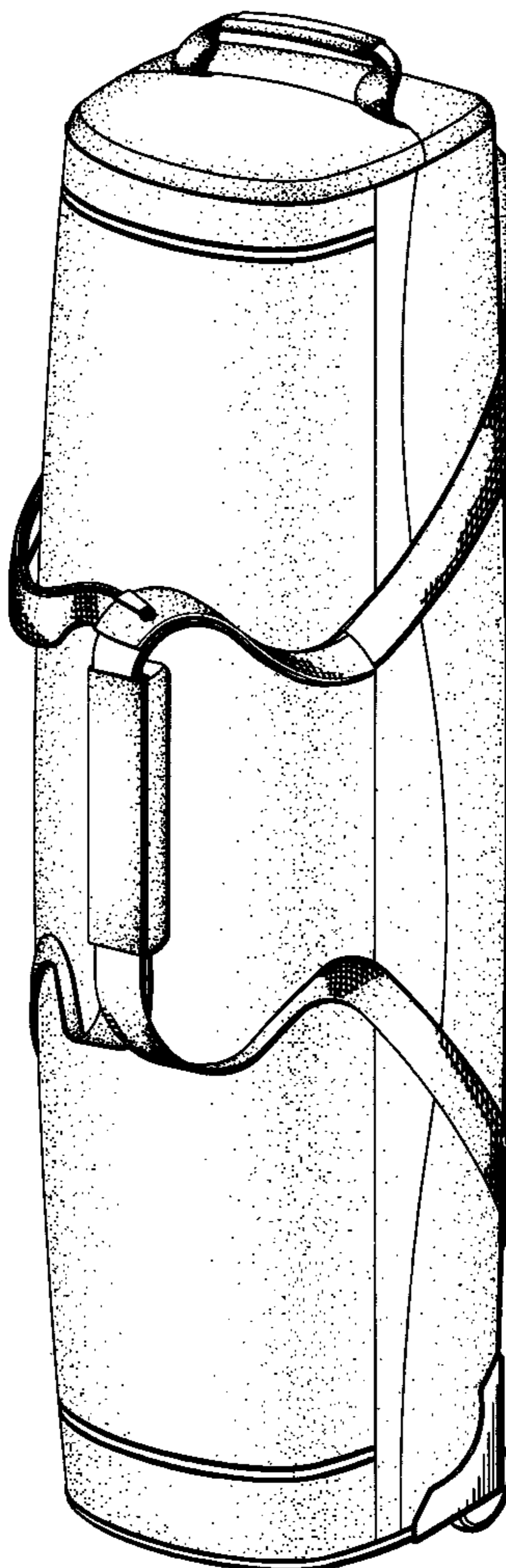
[56] References Cited

U.S. PATENT DOCUMENTS

D. 349,402	8/1994	Fiore	D3/255
D. 352,167	11/1994	Sheppard, Jr.	D3/255
D. 375,405	11/1996	Hunsaker	D3/255
D. 385,418	10/1997	Bisson	D3/255
D. 394,950	6/1998	Kite	D3/255
D. 398,149	9/1998	Sanderson et al.	D3/255

FIG. 1 is a perspective view of the golf bag carrying case. FIG. 2 is a front elevational view of the golf bag carrying case. FIG. 3 is a right side elevational view of the golf bag carrying case. FIG. 4 is a left side elevational view of the golf bag carrying case. FIG. 5 is a rear elevational view of the golf bag carrying case; FIG. 6 is a top plan view of the golf bag carrying case; and, FIG. 7 is a bottom plan view of the golf bag carrying case.

1 Claim, 3 Drawing Sheets



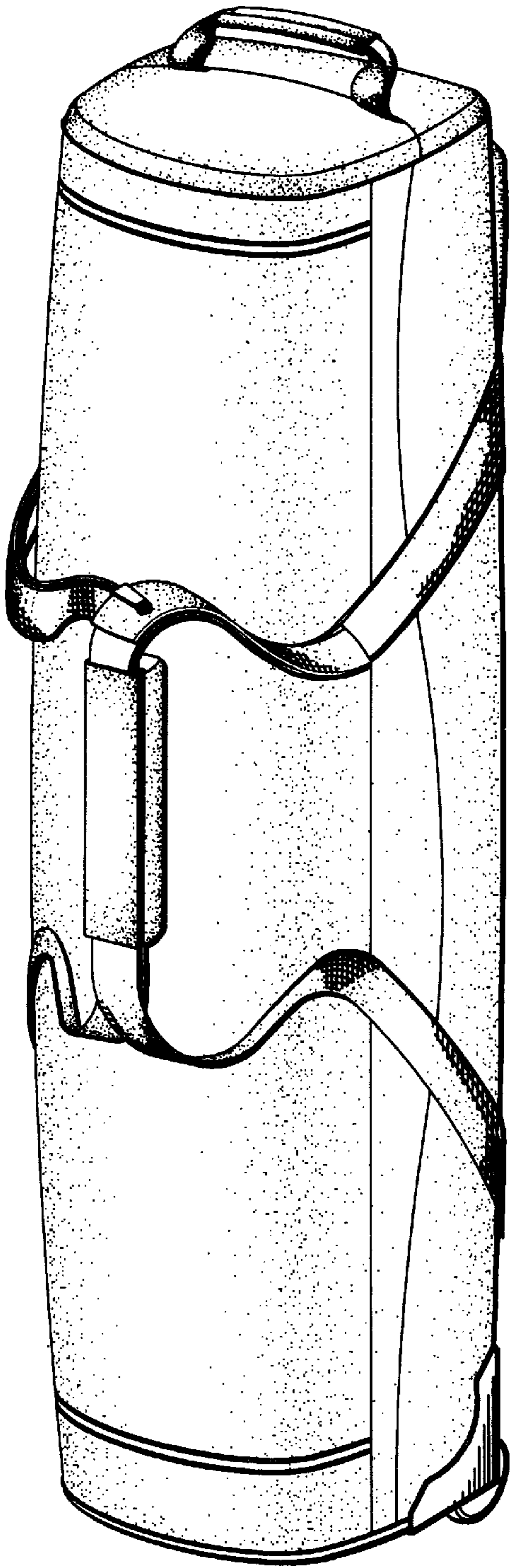


Fig. 1

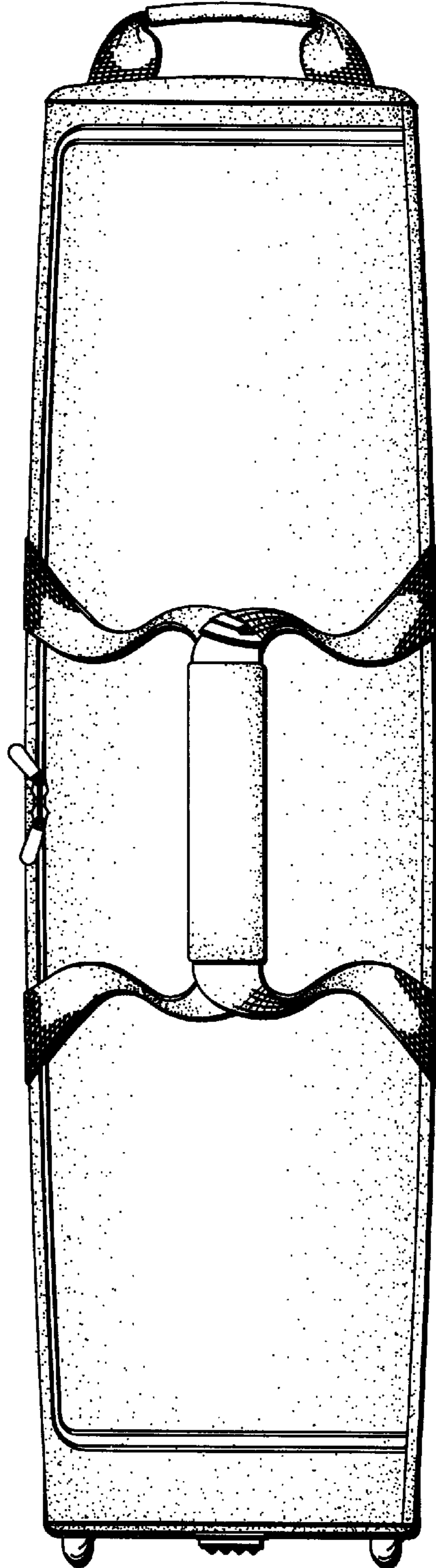


Fig. 2

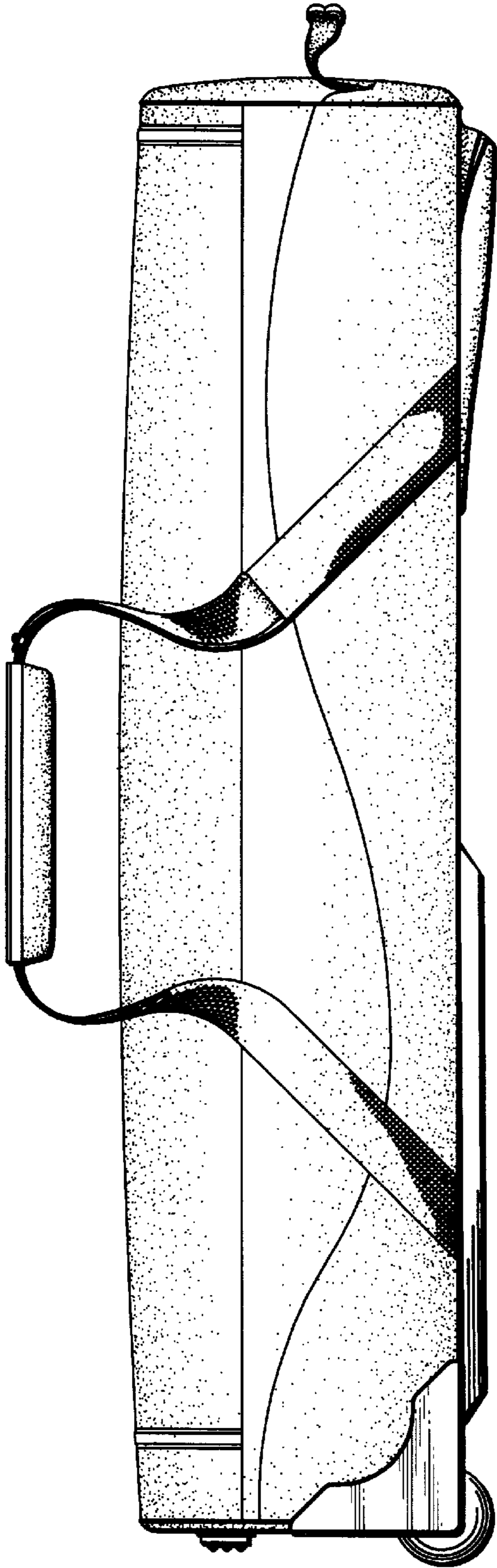


Fig. 3

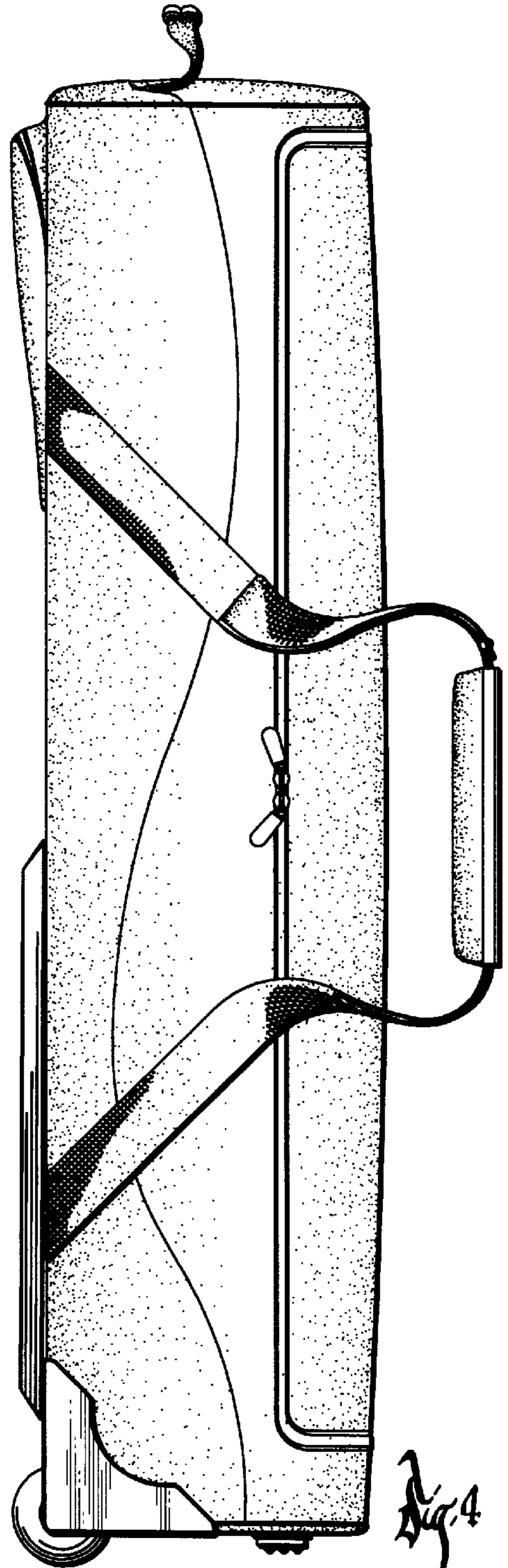


Fig. 4

