



US00D421834S

# United States Patent [19] Cooper

[11] **Patent Number: Des. 421,834**

[45] **Date of Patent: \*\* Mar. 28, 2000**

[54] **SHOE UPPER**

[75] Inventor: **Aaron A.C. Cooper**, Portland, Oreg.

[73] Assignee: **Nike, Inc.**, Beaverton, Oreg.

[\*\*] Term: **14 Years**

[21] Appl. No.: **29/110,000**

[22] Filed: **Aug. 30, 1999**

[51] **LOC (6) Cl.** ..... **02-99**

[52] **U.S. Cl.** ..... **D2/969**

[58] **Field of Search** ..... D2/896, 902, 907,  
D2/943, 944, 969, 970, 972, 973; 36/45,  
50.1, 51, 77 M, 77 R, 88, 89, 113, 114,  
126-130

[56] **References Cited**

**U.S. PATENT DOCUMENTS**

- D. 296,033 6/1988 Brown et al. .
- D. 304,515 11/1989 Quan et al. .
- D. 323,924 2/1992 Earle .
- D. 328,516 8/1992 Hatfield et al. .
- D. 331,484 12/1992 Feller .
- D. 331,493 12/1992 O'Rorke .
- D. 333,205 2/1993 Zelenko .
- D. 335,389 5/1993 Hatfield et al. .
- D. 336,767 6/1993 Hatfield et al. .
- D. 337,649 7/1993 Greene .
- D. 344,397 2/1994 Zelenko .
- D. 345,460 3/1994 Ryder .
- D. 364,266 11/1995 Orzeck .
- D. 390,694 2/1998 Lozano .
- D. 391,051 2/1998 Blakeslee .
- D. 402,098 12/1998 Cooper .
- D. 413,195 8/1999 Smith, III ..... D2/972

**OTHER PUBLICATIONS**

Nike Footwear Catalog, Spring 2000, pp. 45, 82. Published Jul. 1999.

Nike Footwear Catalog, Fall 1998, pp. 56, 66, 68. Published Dec. 1997.

Nike Footwear Catalog, Spring 1996, pp. 28, 29. Published Jun. 1995.

Nike Footwear Catalog, Fall 1996, p. 51. Published Dec. 1995.

Nike Footwear Catalog, Spring 1995, p. 24. Published Jun. 1994.

Nike Footwear Catalog, Holiday 1995, p. 105. Published Mar. 1995.

*Primary Examiner*—Dominic Simone  
*Attorney, Agent, or Firm*—Banner & Witcoff, Ltd.

[57] **CLAIM**

The ornamental design for a shoe upper, as shown and described.

**DESCRIPTION**

FIG. 1 is a perspective view of a shoe upper showing my new design;

FIG. 2 is a side elevational view of one side thereof;

FIG. 3 is a side elevational view of the other side thereof;

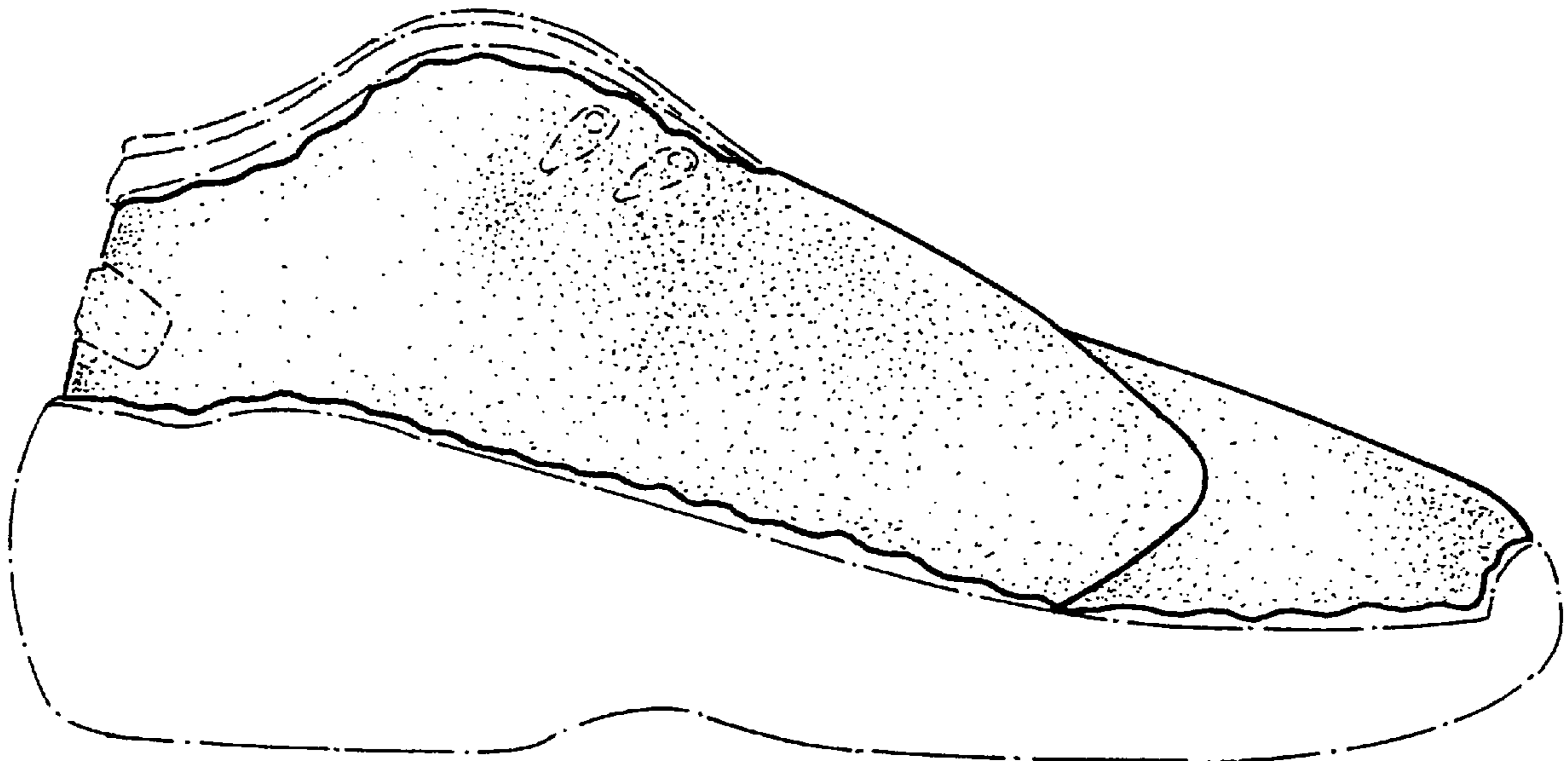
FIG. 4 is a front elevational view thereof;

FIG. 5 is a rear elevational view thereof; and,

FIG. 6 is a top plan view thereof.

The uneven broken line showing of the eyelet elements, the rectangular shapes in FIG. 3, the curved shape in the heel area and the remainder of the shoe is for illustrative purposes only and forms no part of the claimed design.

**1 Claim, 2 Drawing Sheets**



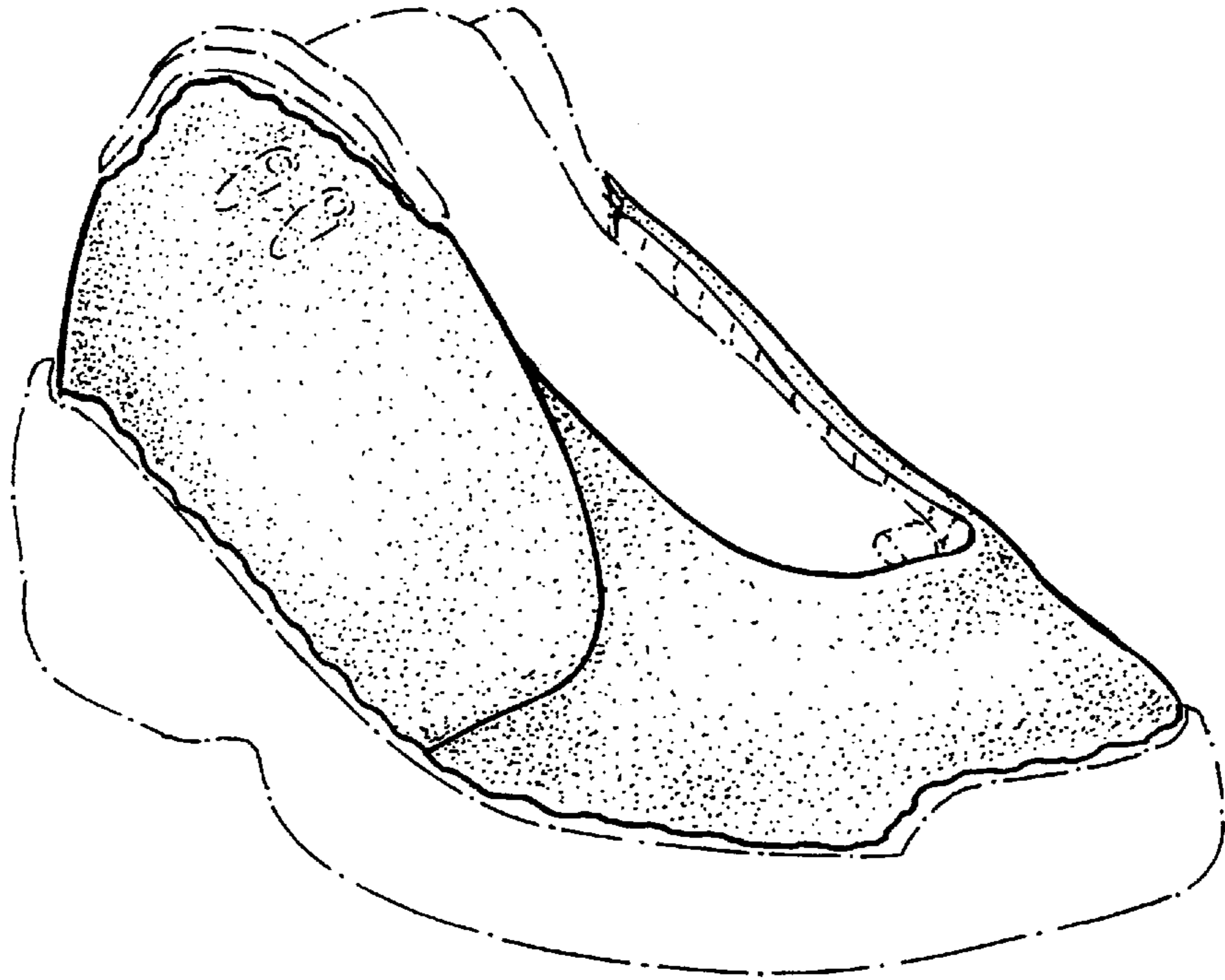


FIG. 1

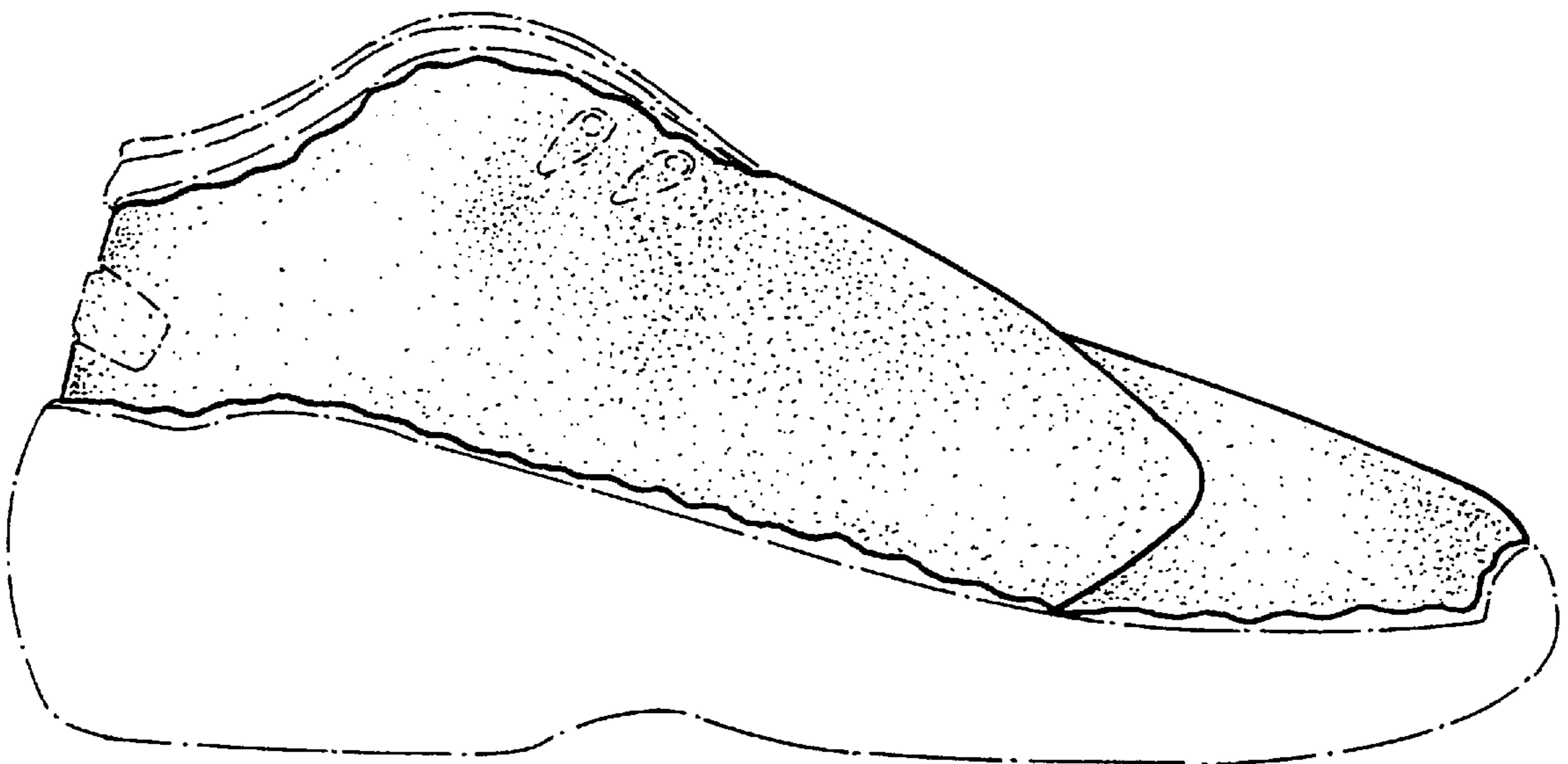


FIG. 2

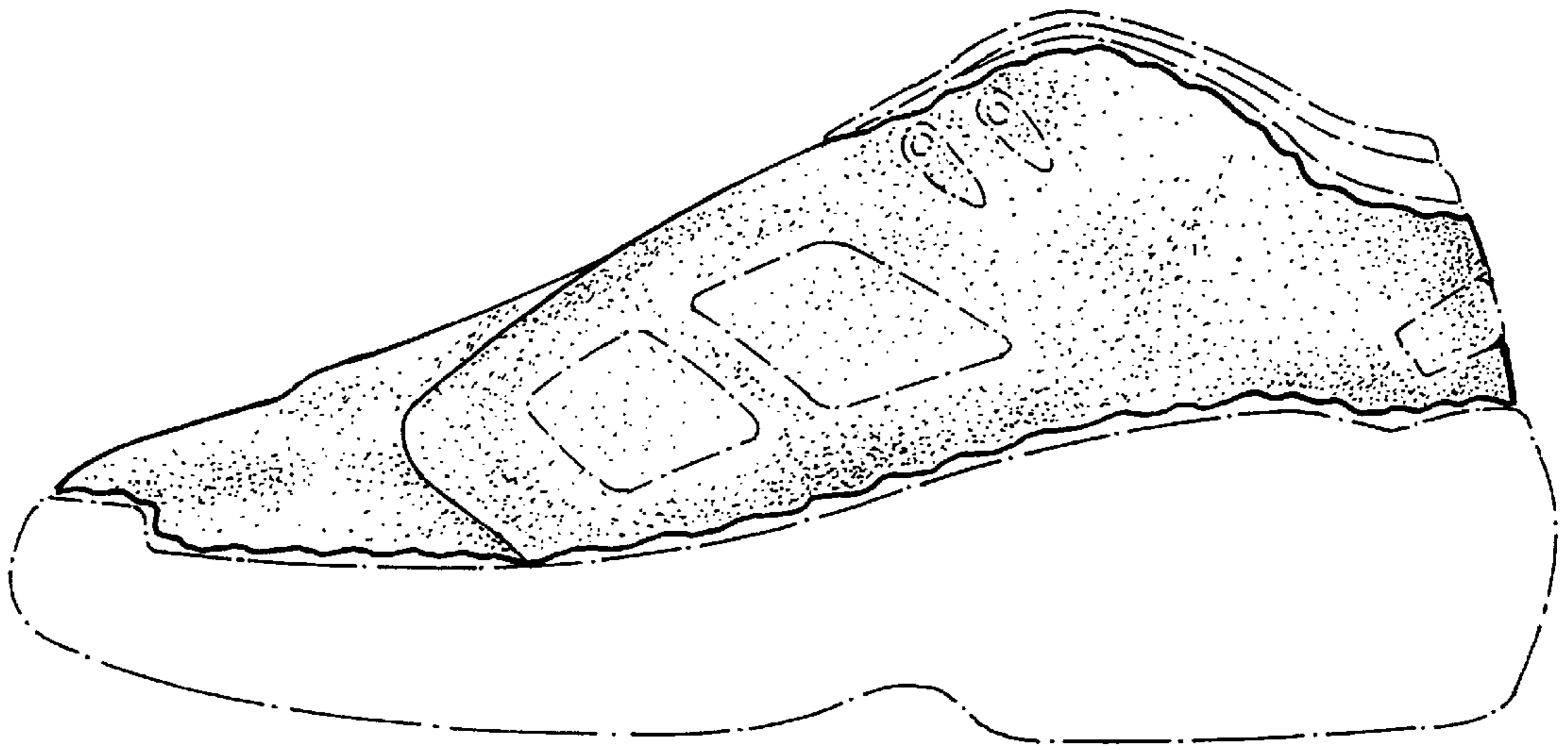


FIG. 3

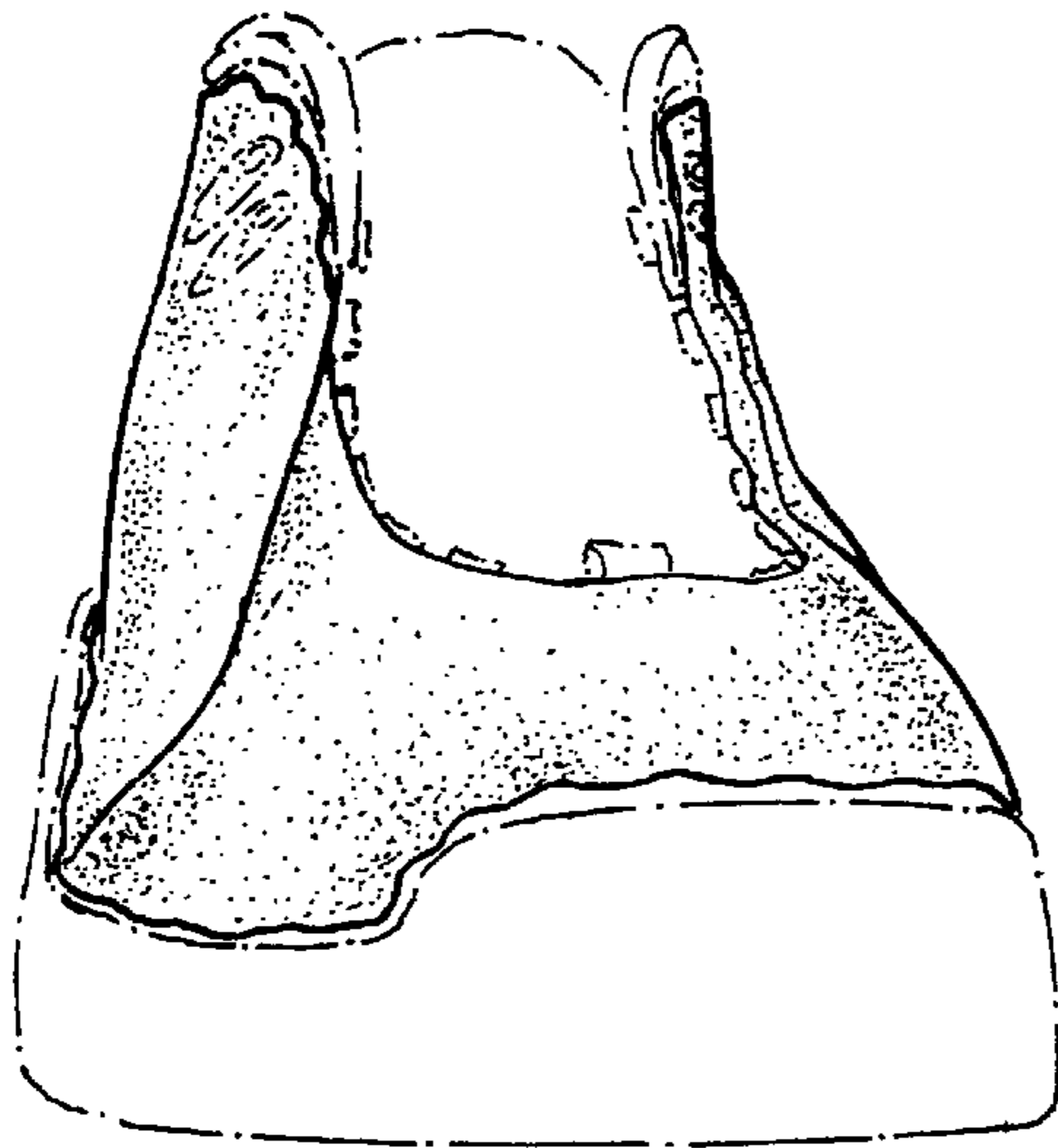


FIG. 4

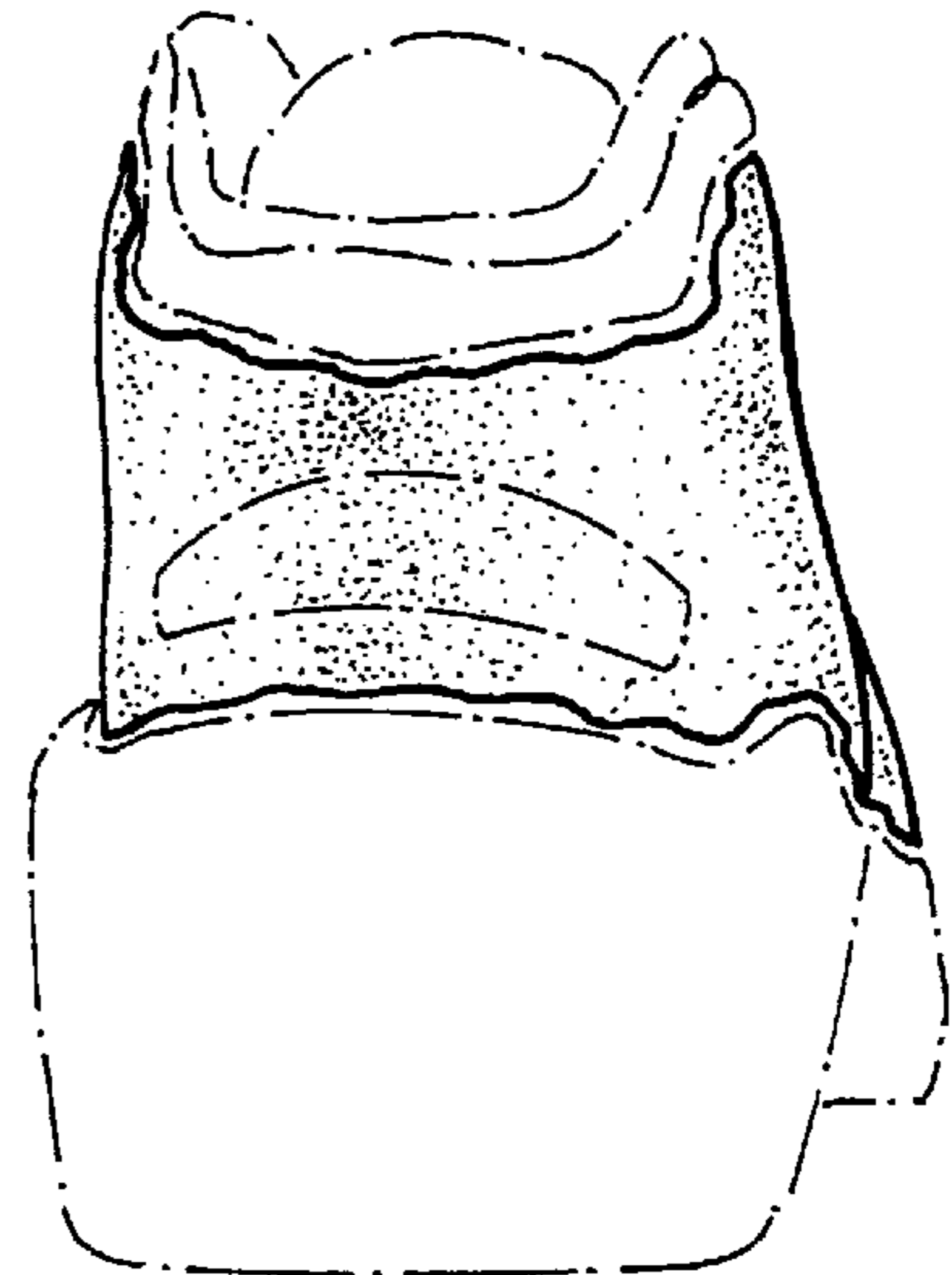


FIG. 5

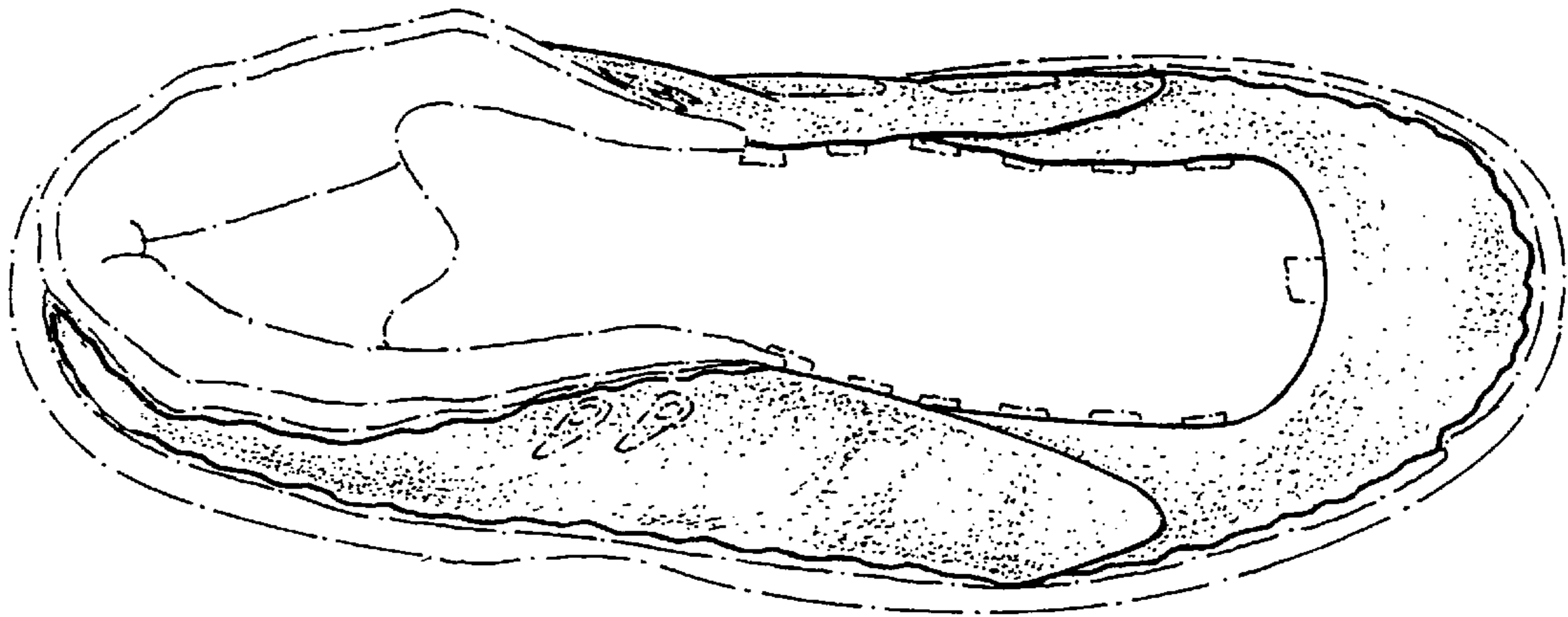


FIG. 6