



US00D421832S

United States Patent [19] Loveder

[11] **Patent Number: Des. 421,832**
[45] **Date of Patent: ** Mar. 28, 2000**

[54] **SOLE FOR A BOOT OR SHOE**

[75] Inventor: **Christopher J. Loveder**, Rockford, Mich.

[73] Assignee: **Wolverine World Wide, Inc.**, Rockford, Mich.

[**] Term: **14 Years**

[21] Appl. No.: **29/097,262**

[22] Filed: **Dec. 2, 1998**

[51] **LOC (6) Cl. 02-04**

[52] **U.S. Cl. D2/957; D2/951; D2/960**

[58] **Field of Search D2/896, 897, 902, D2/906, 908, 909, 914, 916, 919, 946-962, 964, 977; 36/3 B, 11.5, 12-15, 25 R, 28, 32 R, 44, 59 C, 66, 75 R, 76 R, 85, 101, 103, 104, 106, 113-115, 124, 126, 127-130**

[56] **References Cited**

U.S. PATENT DOCUMENTS

D. 052,217	7/1918	Haynes	D2/951
D. 185,462	6/1959	Ratner	D2/957
D. 266,287	9/1982	Blissett et al.	D2/957
D. 308,286	6/1990	Austin	D2/957
D. 321,778	11/1991	Austin	D2/960
D. 322,158	12/1991	Blissett .	
D. 328,815	8/1992	Legacki et al.	D2/955
D. 332,004	12/1992	Blissett .	
D. 334,833	4/1993	Blissett .	

D. 340,129	10/1993	Blissett .	
D. 341,707	11/1993	Blissett .	
D. 341,708	11/1993	Blissett .	
D. 343,050	1/1994	Blissett .	
D. 363,371	10/1995	Werman	D2/957
D. 363,815	11/1995	Lucarelli	D2/960
D. 382,692	8/1997	Carlson	D2/960
D. 389,994	2/1998	Sessa	D2/953
D. 390,346	2/1998	Loveder	D2/953
D. 394,142	5/1998	Mercero	D2/960
D. 398,144	9/1998	Egelja	D2/960
5,216,824	6/1993	Blissett et al. .	

Primary Examiner—Celia Murphy
Attorney, Agent, or Firm—Warner Norcross & Judd

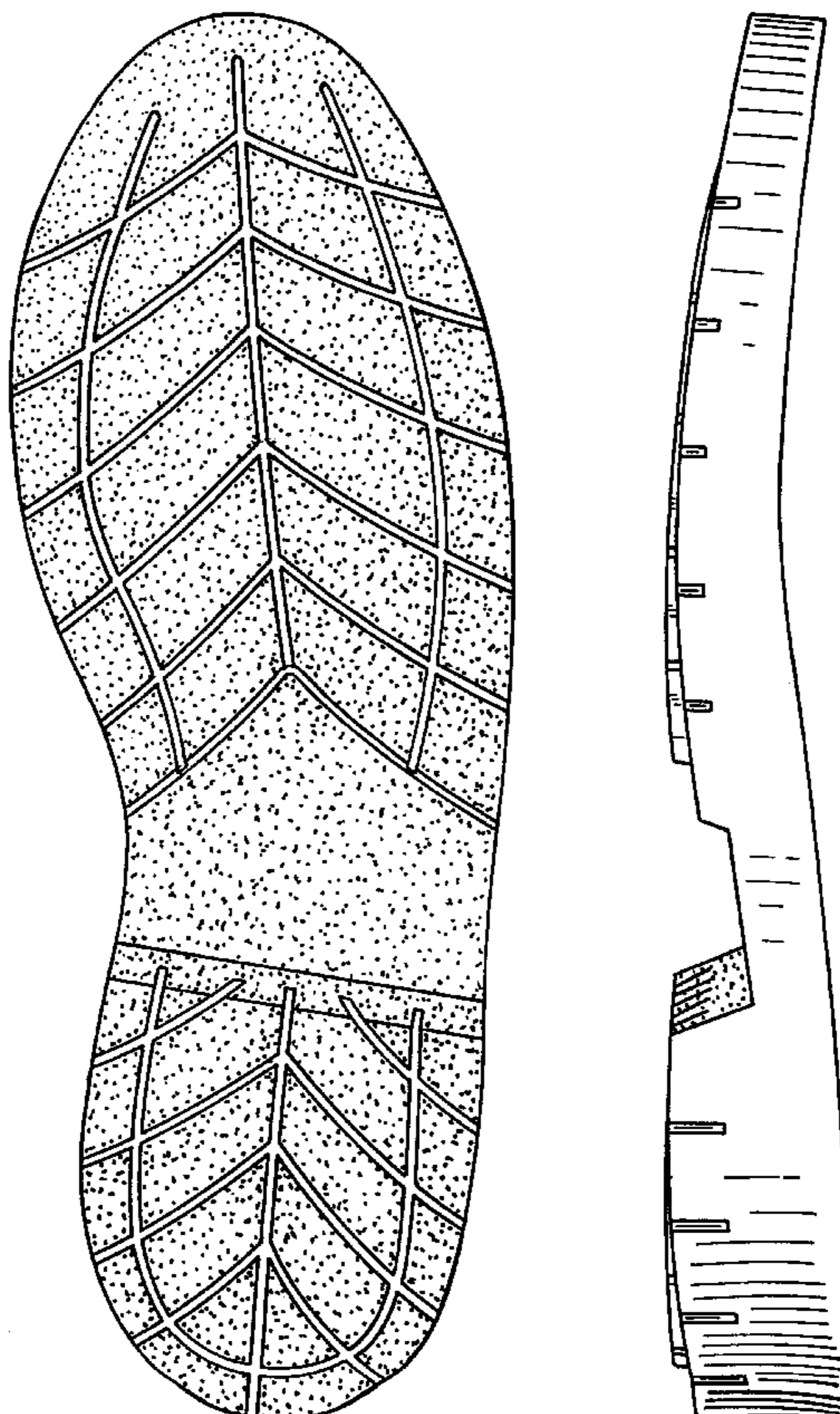
[57] **CLAIM**

The ornamental design for sole for a boot or shoe, as shown and described.

DESCRIPTION

FIG. 1 is a perspective view of the sole for a boot or shoe embodying the new design;
FIG. 2 is a bottom plan view thereof;
FIG. 3 is a left side elevational view thereof;
FIG. 4 is a right side elevational view thereof;
FIG. 5 is a front elevational view thereof, showing the outline of an upper in broken lines, the upper being shown for environmental purposes only and not being part of the claimed design; and,
FIG. 6 is a rear elevational view thereof.

1 Claim, 3 Drawing Sheets



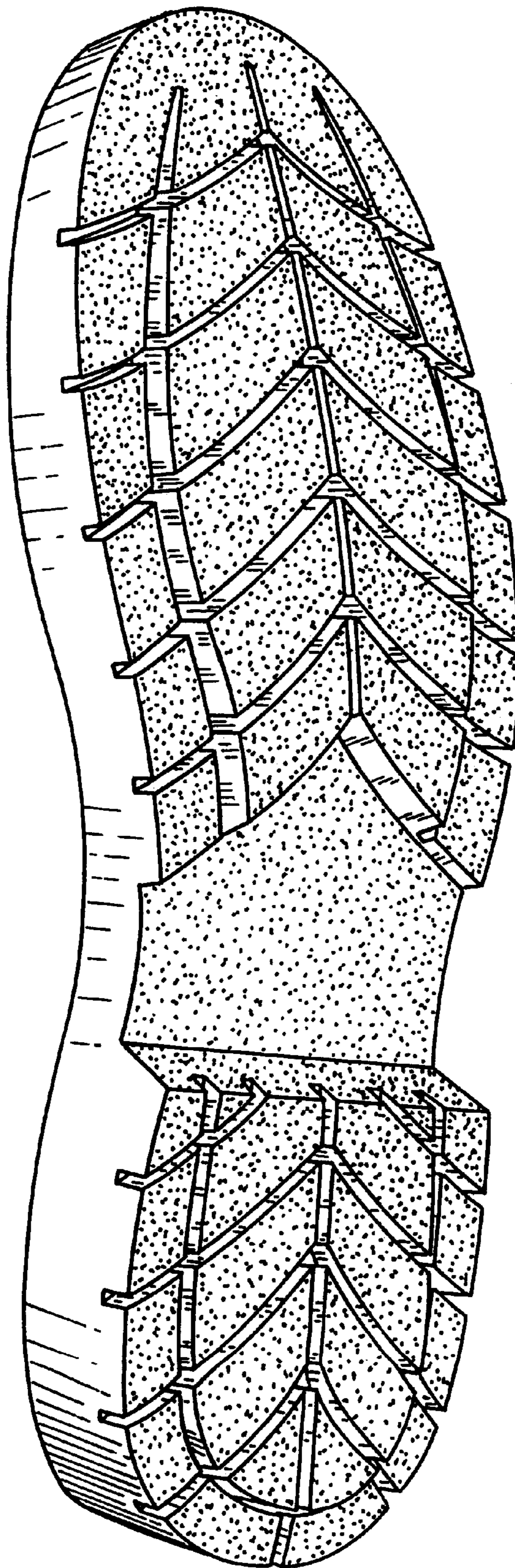


FIG. 1




FIG. 4

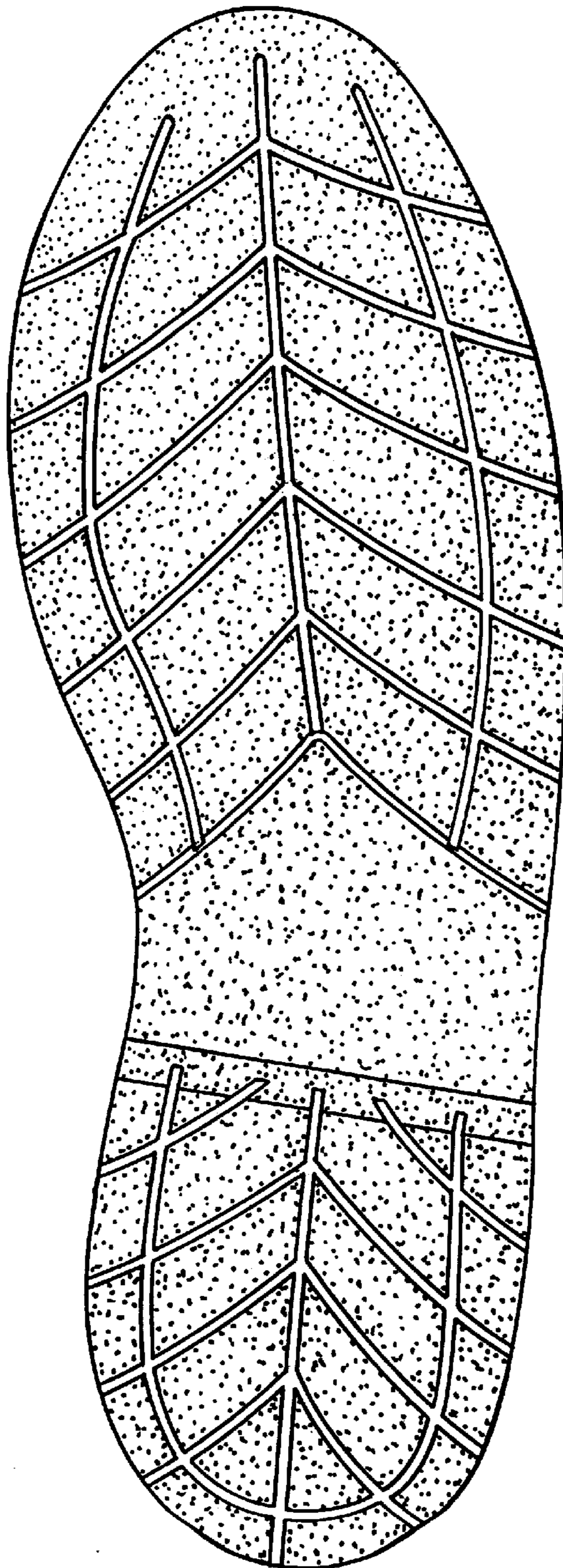


FIG. 2

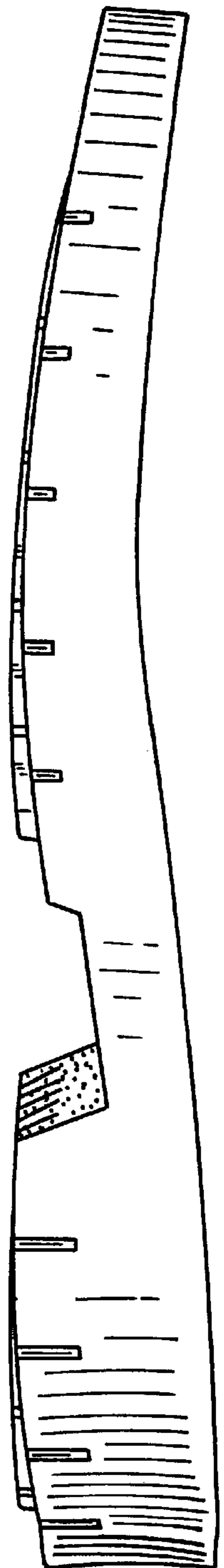


FIG. 3

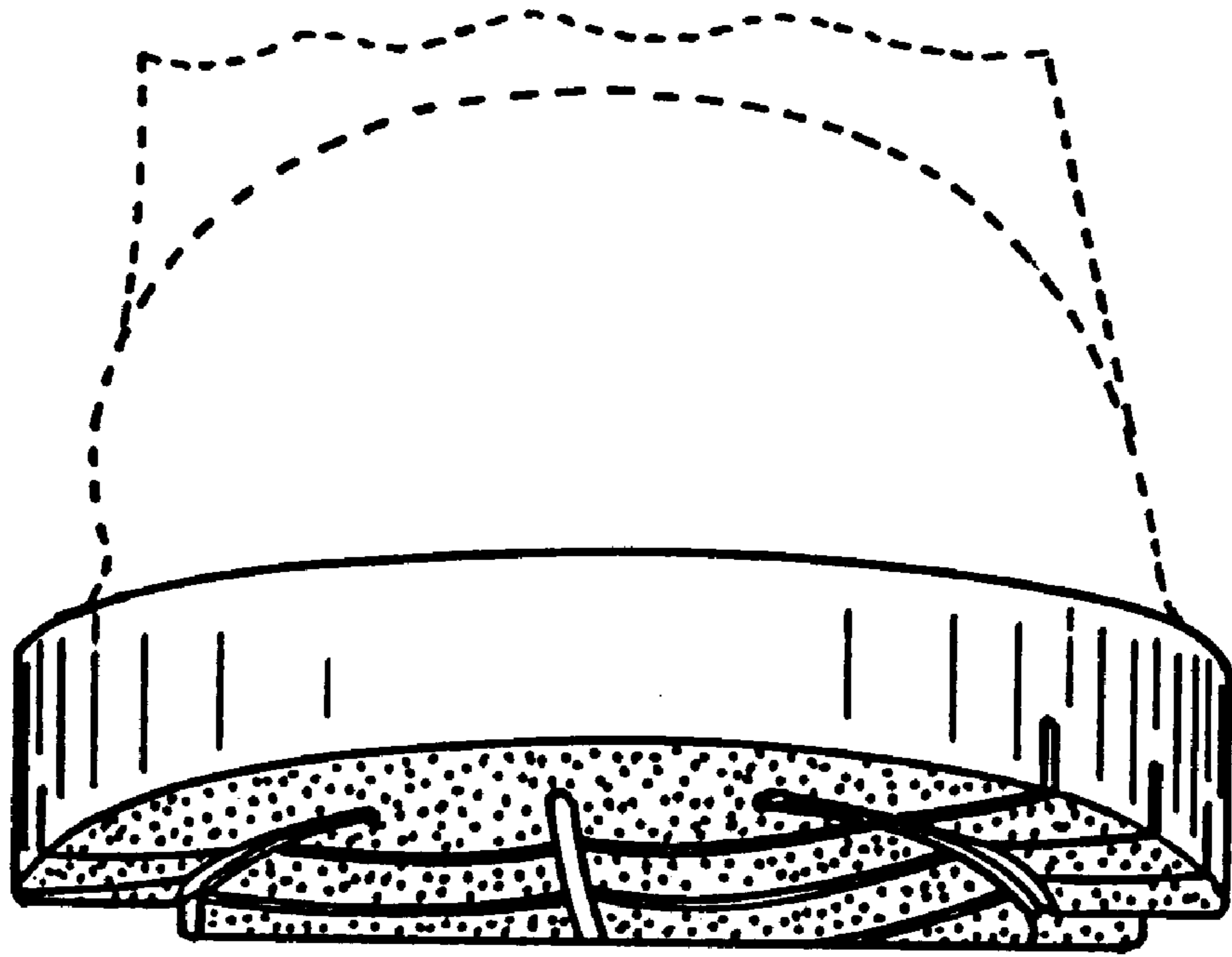


FIG. 5

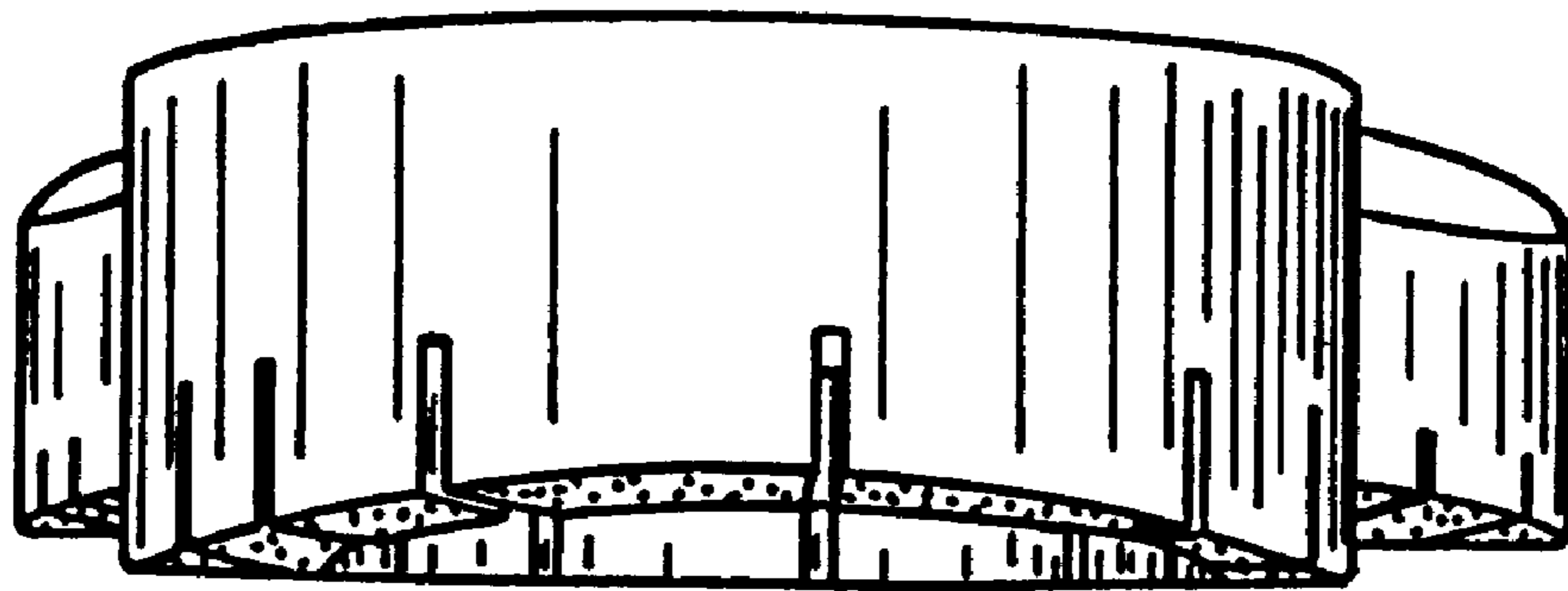


FIG. 6