



US00D421829S

United States Patent [19]

Bray, Jr. et al.

[11] Patent Number: **Des. 421,829**

[45] Date of Patent: **** Mar. 28, 2000**

[54] **SLIPPER**

[75] Inventors: **Walter Thomas Bray, Jr.,**
Reynoldsburg; Beverly A. Poindexter,
Columbus, both of Ohio

[73] Assignee: **R. G. Barry L. P.,** Pickerington, Ohio

[**] Term: **14 Years**

[21] Appl. No.: **29/084,913**

[22] Filed: **Mar. 12, 1998**

[51] **LOC (6) Cl.** **02-04**

[52] **U.S. Cl.** **D2/919**

[58] **Field of Search** D2/916-920, 922-924,
D2/926-927, 969, 909, 951, 953, 954, 960;
36/73, 32 R, 8.1-8.3, 9 A, 7.5, 11.5, 11,
9 R, 10, 25 R, 26, 43, 32 A

[56] **References Cited**

U.S. PATENT DOCUMENTS

D. 161,130	12/1950	Sandler	D2/922
D. 230,104	1/1974	Larsh et al.	D2/919
D. 319,140	8/1991	Hernandez	D2/909
D. 326,181	5/1992	Katz et al.	.	
D. 347,518	6/1994	Stewart	.	
992,221	5/1911	Loewenbach	.	
1,770,698	7/1930	Horowitz	.	
1,916,067	6/1933	Naidor	.	
1,959,359	5/1934	Hebig	36/8.1
2,288,199	6/1942	Levy	36/43
2,383,100	8/1945	Witlin	36/9 R
3,051,971	9/1962	Westberg	.	
3,095,656	7/1963	Lipare	.	
4,145,822	3/1979	Mitchell et al.	.	
4,899,412	2/1990	Ganon	.	
5,012,541	5/1991	Ganon	.	

5,033,144	7/1991	Ganon	.	
5,384,970	1/1995	Melton	36/45
5,392,532	2/1995	Bray, Jr. et al.	.	
5,644,856	7/1997	Bray et al.	36/11.5

FOREIGN PATENT DOCUMENTS

5-111403 5/1993 Japan .

OTHER PUBLICATIONS

Dearforms catalog. from the examiner's collection p.2 item DF685 Slipper Aug. 1994.

Declaration of Walter T. Bray, Jr. dated Jun. 14, 1999.

Primary Examiner—Louis S. Zarfes

Assistant Examiner—Gregory Andoll

Attorney, Agent, or Firm—Merchant & Gould P.C.

[57] **CLAIM**

The ornamental design for slipper, as shown and described.

DESCRIPTION

FIG. 1 is a perspective view of the front, top and side of our new design;

FIG. 2 is a left side elevation view of our new design;

FIG. 3 is a right side elevation view of our new design;

FIG. 4 is a bottom plan view of our new design;

FIG. 5 is a top plan view of our new design;

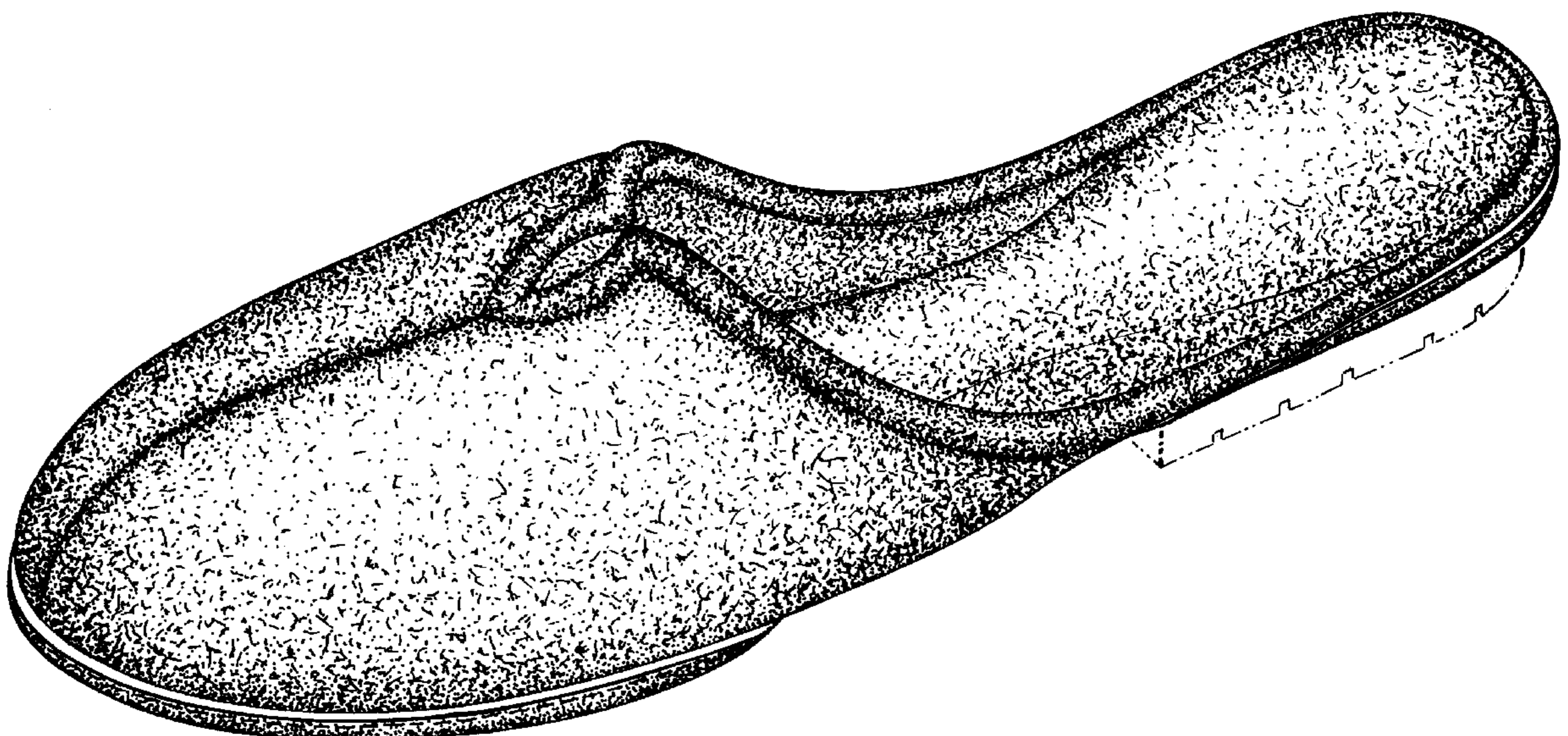
FIG. 6 is a front elevation view of our new design; and,

FIG. 7 is a rear elevation view of our new design.

It should be understood that the stitching along the upper edge of the outsole is an ornamental feature of our slipper design.

The broken line showing of the tread in the Figures is for illustrative purposes only and forms no part of the claimed design.

1 Claim, 4 Drawing Sheets



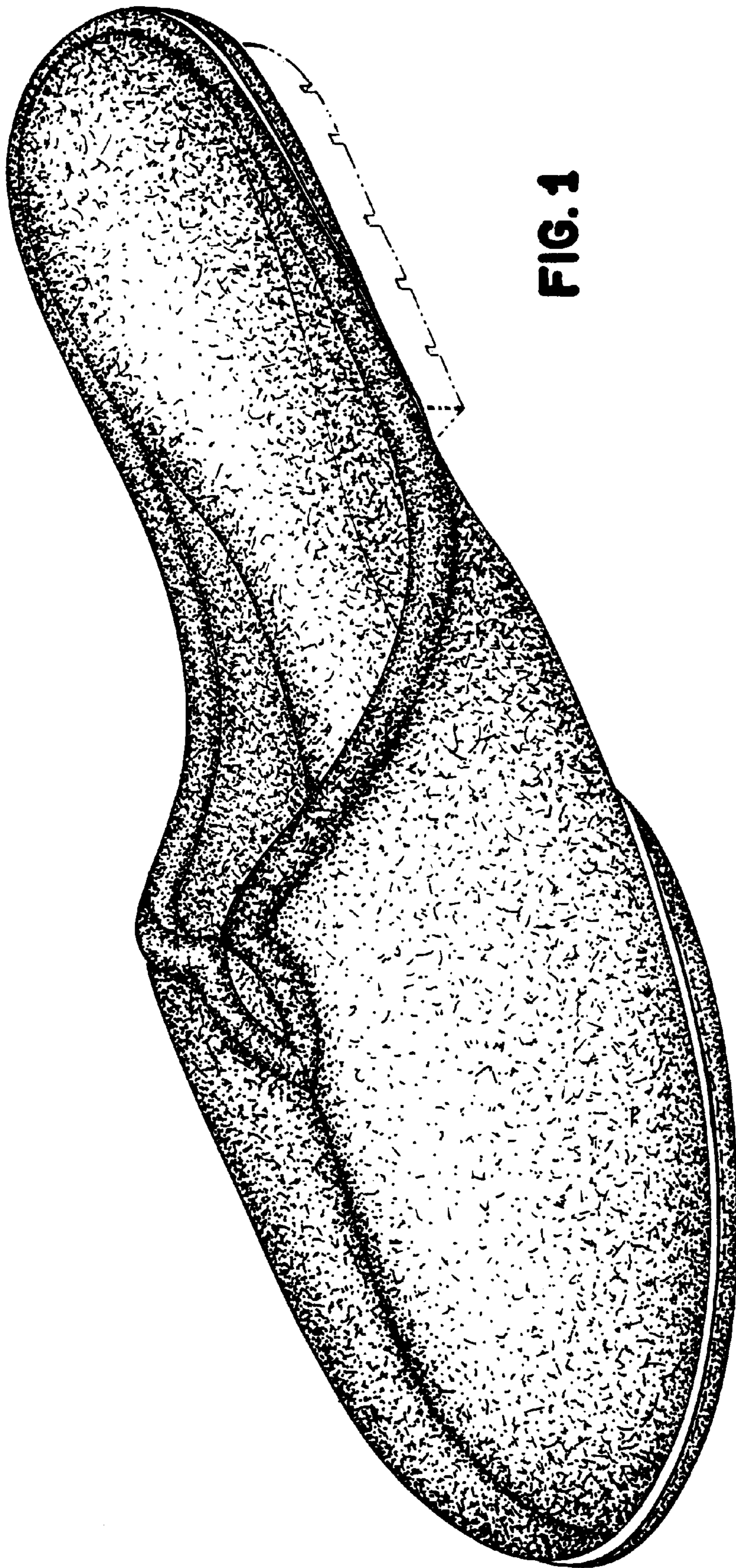


FIG. 1

FIG. 2

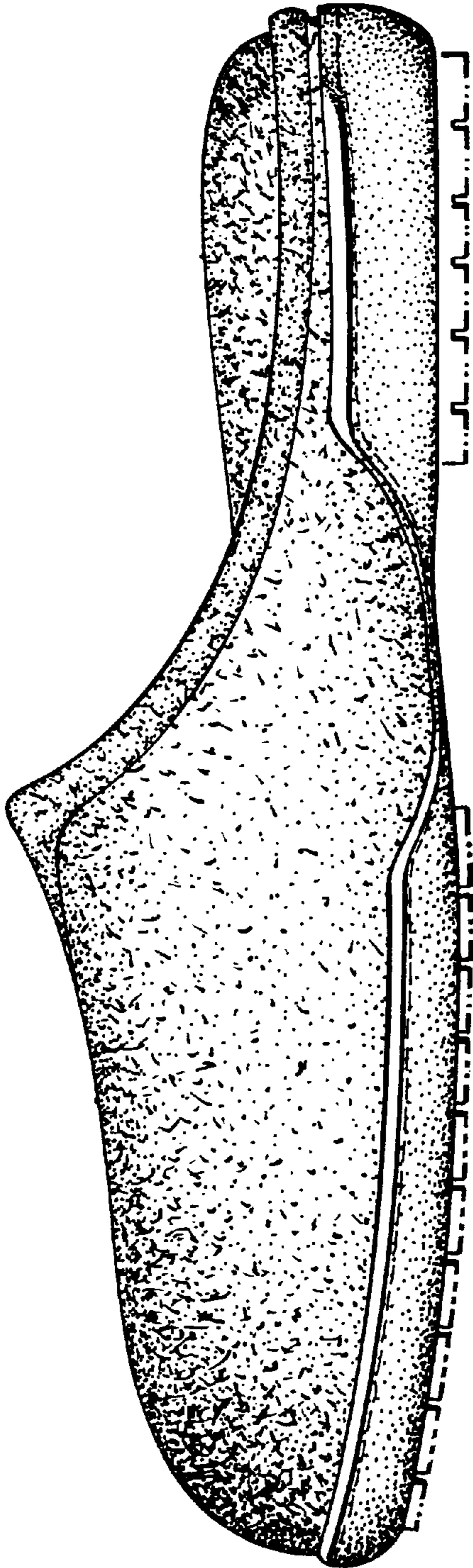


FIG. 4

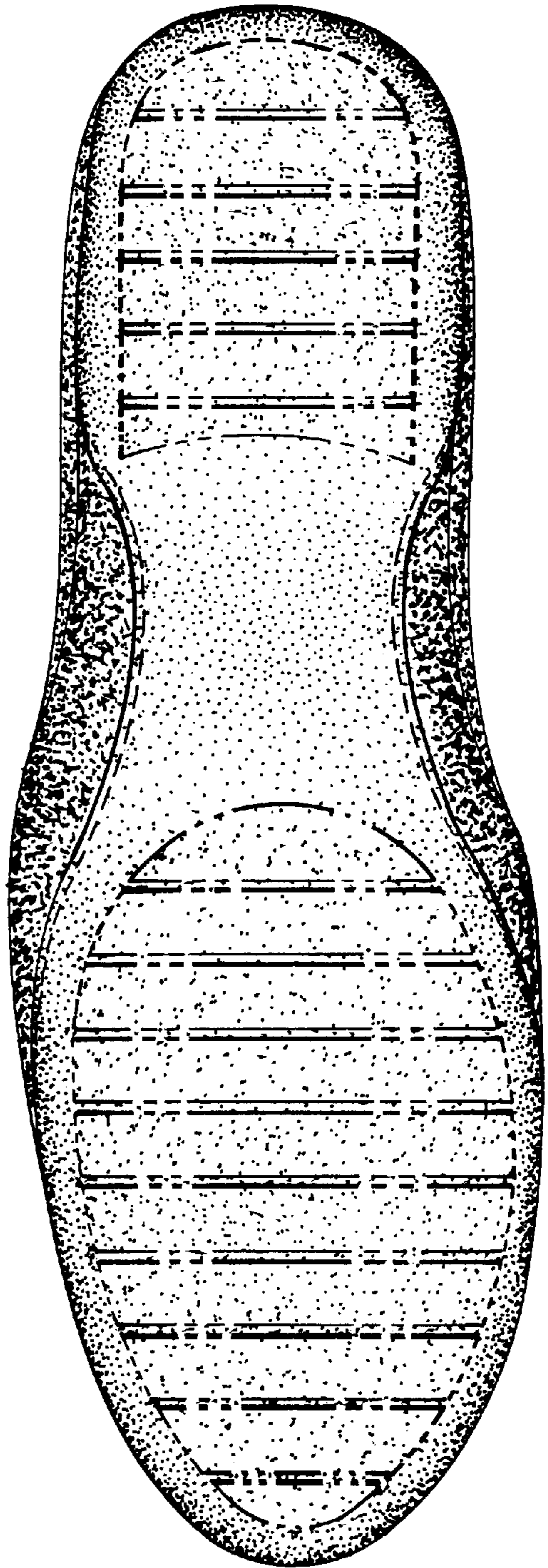


FIG. 3

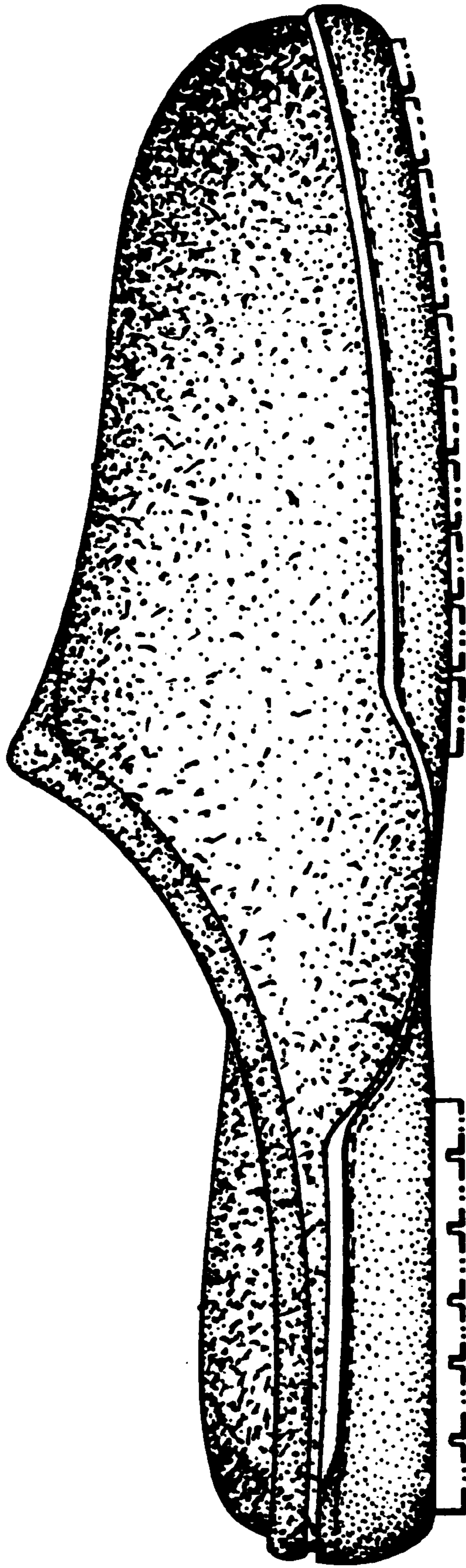


FIG. 5

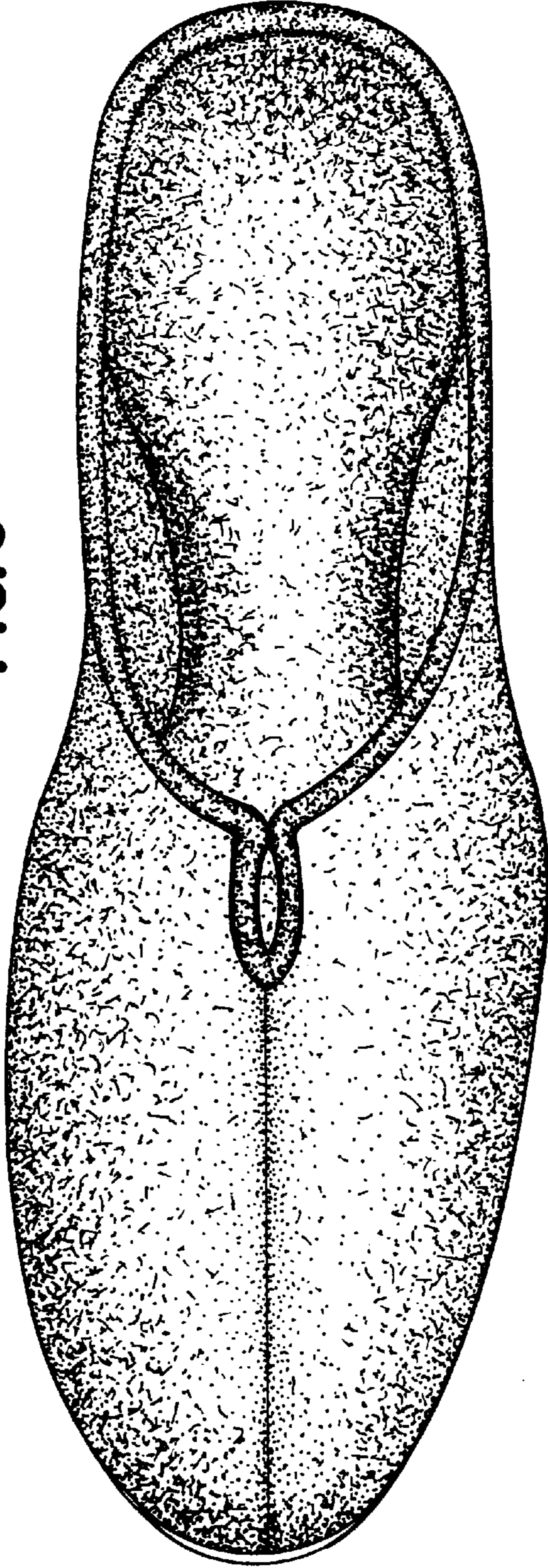


FIG. 6

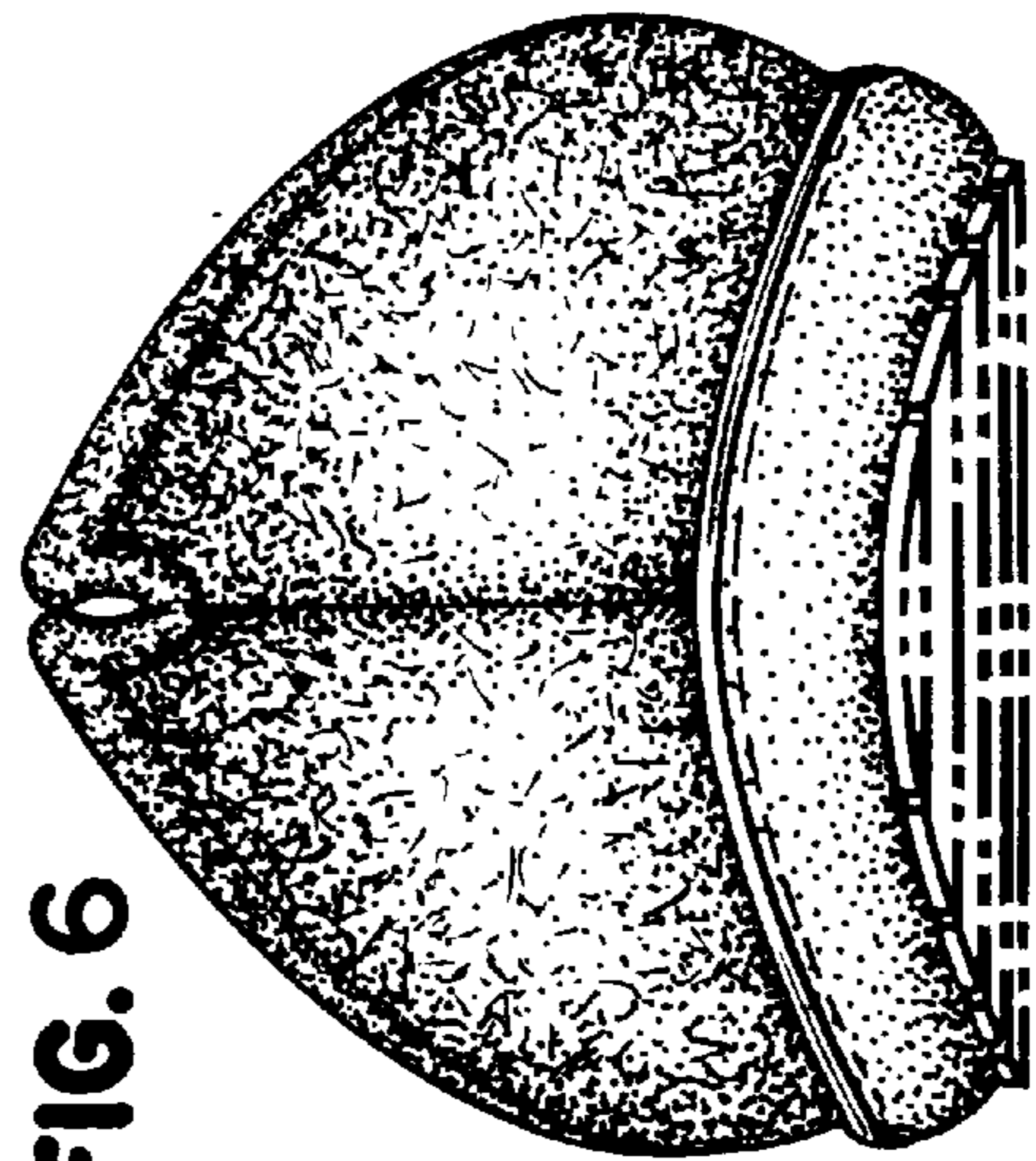
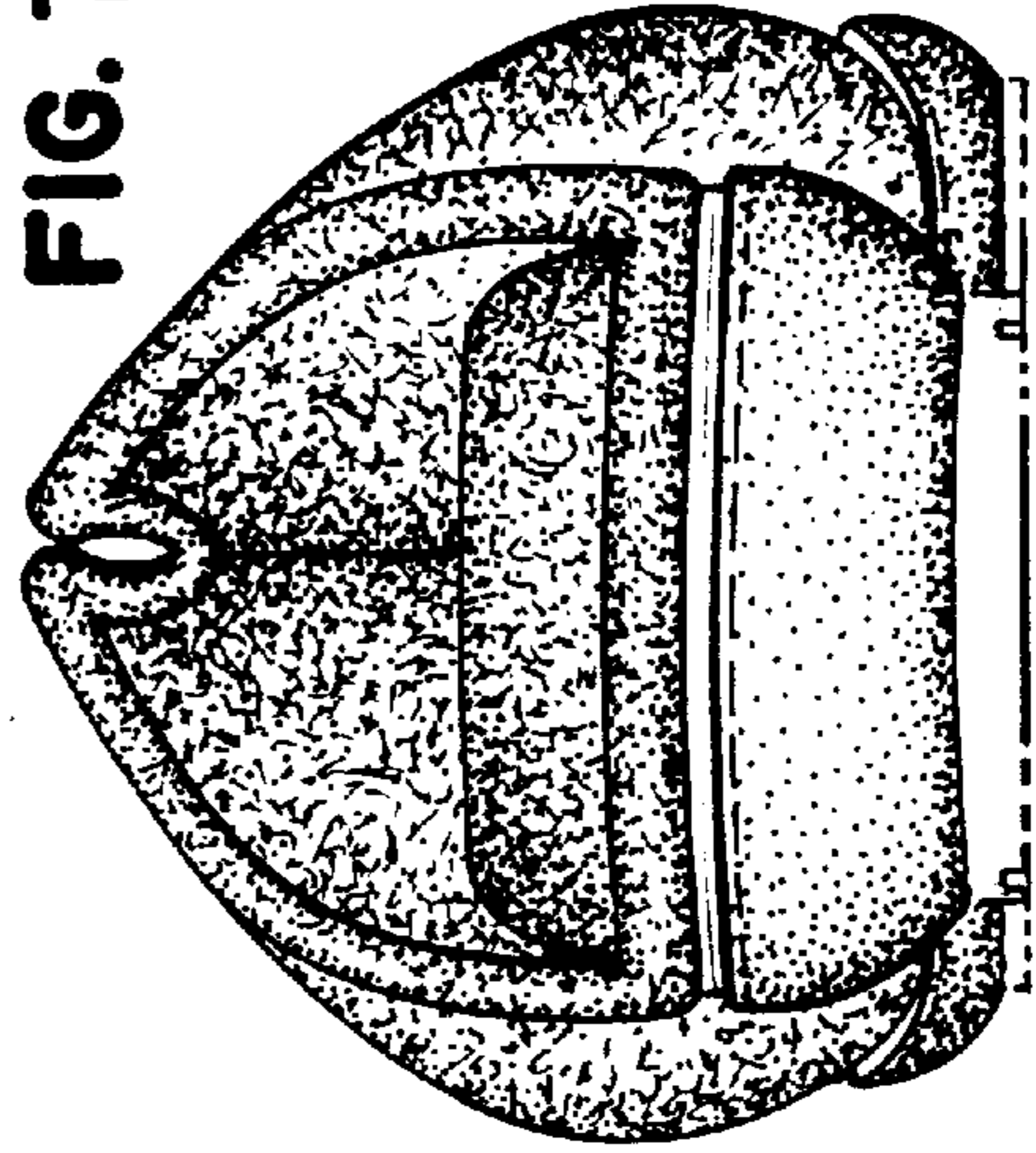


FIG. 7



UNITED STATES PATENT AND TRADEMARK OFFICE
CERTIFICATE OF CORRECTION

PATENT NO. : DES. 421,829
DATED : MARCH 28, 2000
INVENTOR(S) : BRAY, JR. ET AL.

It is certified that error appears in the above-identified patent and that said Letters Patent is hereby corrected as shown below:

Front Page, [73] Assignee: Insert --(Texas)-- after the name "Barry"

Signed and Sealed this
First Day of May, 2001

Attest:



NICHOLAS P. GODICI

Attesting Officer

Acting Director of the United States Patent and Trademark Office